

Oakapple Place

BARMING, KENT

A collection of two, three and four bedroom homes in the charming parish of Barming, Kent.


Taylor
Wimpey

Contents

→ **Welcome to
Oakapple Place**



→ **Personalise
your home**




→ **Our homes**



→ **Ways to buy**



→ **Take your
next step**



Welcome to Oakapple Place

Oakapple Place is a vibrant new community nestled in the heart of Barming, Kent.

Designed to cater to a range of lifestyles, homes at Oakapple Place debut a range of designs, seamlessly blending into the locality. Homes are built with energy efficiency in mind and are surrounded by green open spaces.



[→ View the site plan](#)

Love village life

Experience the best of both worlds at Oakapple Place – where town and country living blend seamlessly.

Barming offers convenient amenities for everyday living, while Maidstone, just five miles away*, beckons with its riverside charm, shopping, dining and entertainment options.

Maidstone offers convenient commuting options with three train stations and easy access to London and the East Coast via the M20.

*Distances taken from [google.co.uk/maps](https://www.google.co.uk/maps)

River Medway, Maidstone



Leybourne Lakes



Fremlin Walk



Watch development video



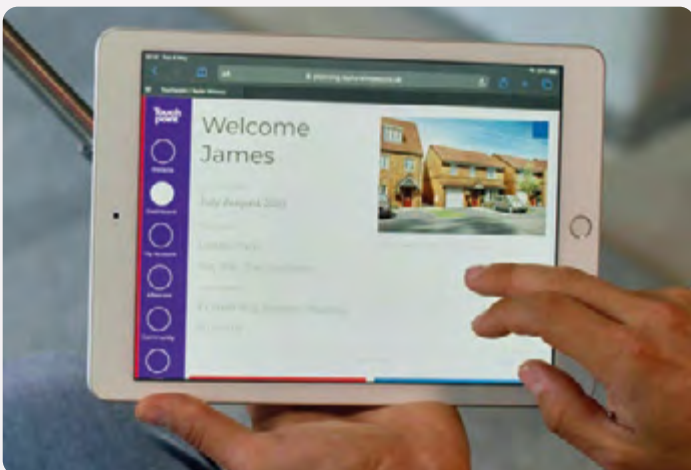
Personalise your home

A new Taylor Wimpey home is a blank canvas, ready for you to put your stamp on even before you move in. You can choose from a range of high quality options for your kitchen, bedroom and bathroom to suit your taste – and all from the comfort of your sofa. We offer dark and light kitchen units and patterned or plain tiles for your bathroom, so whatever your preferred style we've got you covered.

Using our innovative Options Online tool, you can visualise your new home room-by-room and customise each as you go. You can also choose your options with the help of your Sales Executive if you'd prefer.

Our customers have created some fantastic spaces in their homes and you can get inspiration from their choices by following us on Instagram. You can also check out a host of interior design tips on our website.

[→ Find out more](#)



Options availability is subject to build stage of plots and options won't be available if plots have reached a certain build stage. Please contact the Sales Executive for further information.

Our homes

→ 2 bedroom homes



→ 3 bedroom homes



→ 4 bedroom homes



→ View the site plan



The Canford

2 BEDROOM HOME, TOTAL 676 sq. ft. / 62.80 sq. m.



GROUND FLOOR

Kitchen

3.02m × 1.86m 9'11" × 6'11"

Living/Dining Area

4.73m max. × 3.98m 15'6" max. × 13'0"



FIRST FLOOR

Bedroom 1

3.08m × 2.94m 10'1" × 9'8"

Bedroom 2

3.98m × 2.56m 13'0" × 8'4"



[Discover more about this home](#)



[View our current availability](#)

The floor plans depict a typical layout of this house type. For exact plot specification, details of external and internal finishes, dimensions and floor plan differences consult your Sales Executive. All dimensions are + or - 50mm and floor plans are not shown to scale. The kitchen layout and furniture positions are for indicative purposes only. The computer generated image is for illustrative purposes only and it is from an imaginary viewpoint within an open space area. Its purpose is to give a feel for the development, not an accurate description of each property. The illustration shows a typical Taylor Wimpey home of this type, but there are, however, variances from site to site. External materials, finishes, landscaping and the position of garages (where provided) may vary throughout the development. Properties may also be built handed (mirror image). Images may include optional upgrades at an additional cost. Please ask for further details. Please speak to our Sales Executives regarding the tenure of our new homes. 52754 / January 2024.



The Gosford

3 BEDROOM HOME, TOTAL 852 sq. ft. / 79.20 sq. m.



GROUND FLOOR

Kitchen/Dining Area
4.72m × 2.88m 15'6" × 9'5"

Living Room
4.24m max. × 3.49m 14'0" max. × 12'1"



FIRST FLOOR

Bedroom 1
2.96m max. × 2.83m 9'8" max. × 9'3"

Bedroom 2
3.30m × 2.64m 10'10" × 8'8"

Bedroom 3
3.30m × 1.99m 10'10" × 6'6"

[→ Discover more about this home](#)

[→ View our current availability](#)

The floor plans depict a typical layout of this house type. For exact plot specification, details of external and internal finishes, dimensions and floor plan differences consult your Sales Executive. All dimensions are + or - 50mm and floor plans are not shown to scale. The kitchen layout and furniture positions are for indicative purposes only. The computer generated image is for illustrative purposes only and it is from an imaginary viewpoint within an open space area. Its purpose is to give a feel for the development, not an accurate description of each property. The illustration shows a typical Taylor Wimpey home of this type, but there are, however, variances from site to site. External materials, finishes, landscaping and the position of garages (where provided) may vary throughout the development. Properties may also be built handed (mirror image). Images may include optional upgrades at an additional cost. Please ask for further details. Please speak to our Sales Executives regarding the tenure of our new homes. 52754 / January 2024.



The Easedale

3 BEDROOM HOME, TOTAL 917 sq. ft. / 85.17 sq. m.



GROUND FLOOR

Kitchen/Dining Area

5.10m × 2.95m 16'8" × 9'8"

Living Room

5.10m × 3.02m 16'8" × 9'10"



FIRST FLOOR

Bedroom 1

3.74m × 3.08m 12'3" × 10'1"

Bedroom 2

2.95m × 2.86m 9'8" × 9'4"

Bedroom 3

2.95m × 2.15m 9'8" × 7'0"



[Discover more about this home](#)



[View our current availability](#)

The floor plans depict a typical layout of this house type. For exact plot specification, details of external and internal finishes, dimensions and floor plan differences consult your Sales Executive. All dimensions are + or - 50mm and floor plans are not shown to scale. The kitchen layout and furniture positions are for indicative purposes only. The computer generated image is for illustrative purposes only and it is from an imaginary viewpoint within an open space area. Its purpose is to give a feel for the development, not an accurate description of each property. The illustration shows a typical Taylor Wimpey home of this type, but there are, however, variances from site to site. External materials, finishes, landscaping and the position of garages (where provided) may vary throughout the development. Properties may also be built handed (mirror image). Images may include optional upgrades at an additional cost. Please ask for further details. Please speak to our Sales Executives regarding the tenure of our new homes. 52754 / January 2024.



The Yewdale

3 BEDROOM HOME, TOTAL 917 sq. ft. / 85.17 sq. m.



GROUND FLOOR

Kitchen/Dining Area

5.10m x 2.95m 16'8" x 9'8"

Living Room

5.10m x 3.02m 16'8" x 9'10"



FIRST FLOOR

Bedroom 1

3.74m x 3.08m 12'3" x 10'1"

Bedroom 2 max.

2.95m x 2.86m 9'8" x 9'4"

Bedroom 3

2.95m x 2.15m 9'8" x 7'0"

[→ Discover more about this home](#)

[→ View our current availability](#)

The floor plans depict a typical layout of this house type. For exact plot specification, details of external and internal finishes, dimensions and floor plan differences consult your Sales Executive. All dimensions are + or - 50mm and floor plans are not shown to scale. The kitchen layout and furniture positions are for indicative purposes only. The computer generated image is for illustrative purposes only and it is from an imaginary viewpoint within an open space area. Its purpose is to give a feel for the development, not an accurate description of each property. The illustration shows a typical Taylor Wimpey home of this type, but there are, however, variances from site to site. External materials, finishes, landscaping and the position of garages (where provided) may vary throughout the development. Properties may also be built handed (mirror image). Images may include optional upgrades at an additional cost. Please ask for further details. Please speak to our Sales Executives regarding the tenure of our new homes. 52754 / January 2024.



The Farleigh

3 BEDROOM HOME, TOTAL 925 sq. ft. / 86.00 sq. m.



GROUND FLOOR

Kitchen/Dining Area

4.74m × 3.33m 15'6" × 10'11"

Living Room

4.74m × 2.89m 15'6" × 9'5"



FIRST FLOOR

Bedroom 1

3.62m × 2.95m 11'10" × 9'8"

Bedroom 2

2.76m max. × 2.43m 9'1" max. × 7'11"

Bedroom 3

4.74m × 2.22m 15'6" × 7'3"

[→ View development](#)

[→ View our current availability](#)

The floor plans depict a typical layout of this house type. For exact plot specification, details of external and internal finishes, dimensions and floor plan differences consult your Sales Executive. All dimensions are + or - 50mm and floor plans are not shown to scale. The kitchen layout and furniture positions are for indicative purposes only. The computer generated image is for illustrative purposes only and it is from an imaginary viewpoint within an open space area. Its purpose is to give a feel for the development, not an accurate description of each property. The illustration shows a typical Taylor Wimpey home of this type, but there are, however, variances from site to site. External materials, finishes, landscaping and the position of garages (where provided) may vary throughout the development. Properties may also be built handed (mirror image). Images may include optional upgrades at an additional cost. Please ask for further details. Please speak to our Sales Executives regarding the tenure of our new homes. 52754 / January 2024.



The Braxton

3 BEDROOM HOME, TOTAL 1,070 sq. ft. / 99.49 sq. m.



GROUND FLOOR

Kitchen/Dining Area

4.25m max. × 3.42m
13'11" max. × 11'3"

Living Room

4.19m max. × 3.19m
13'9" max. × 10'5"



FIRST FLOOR

Bedroom 2

4.25m max. × 2.82m
13'11" max. × 9'3"

Bedroom 3

3.59m × 2.11m
11'9" × 6'11"



SECOND FLOOR

Bedroom 1

5.56m max. × 3.27m
18'3" max. × 10'9"



[Discover more about this home](#)



[View our current availability](#)

The floor plans depict a typical layout of this house type. For exact plot specification, details of external and internal finishes, dimensions and floor plan differences consult your Sales Executive. All dimensions are + or - 50mm and floor plans are not shown to scale. The kitchen layout and furniture positions are for indicative purposes only. The computer generated image is for illustrative purposes only and it is from an imaginary viewpoint within an open space area. Its purpose is to give a feel for the development, not an accurate description of each property. The illustration shows a typical Taylor Wimpey home of this type, but there are, however, variances from site to site. External materials, finishes, landscaping and the position of garages (where provided) may vary throughout the development. Properties may also be built handed (mirror image). Images may include optional upgrades at an additional cost. Please ask to our Sales Executives regarding the tenure of our new homes. 52754 / January 2024.



The Rosedale

4 BEDROOM HOME, TOTAL 1,226 sq. ft. / 113.90 sq. m.



GROUND FLOOR

Kitchen/Dining Area

6.90m max. × 3.58m 19'11" max. × 11'8"

Living Room

6.90m × 3.46m 19'11" × 11'4"



FIRST FLOOR

Bedroom 1

3.74m × 3.52m 12'3" × 11'6"

Bedroom 2

3.64m × 2.95m 11'11" × 9'8"

Bedroom 3

3.04m × 2.51m 9'11" × 8'3"

Bedroom 4

3.54m × 2.25m 11'7" × 7'4"



[Discover more about this home](#)



[View our current availability](#)

The floor plans depict a typical layout of this house type. For exact plot specification, details of external and internal finishes, dimensions and floor plan differences consult your Sales Executive. All dimensions are + or - 50mm and floor plans are not shown to scale. The kitchen layout and furniture positions are for indicative purposes only. The computer generated image is for illustrative purposes only and it is from an imaginary viewpoint within an open space area. Its purpose is to give a feel for the development, not an accurate description of each property. The illustration shows a typical Taylor Wimpey home of this type, but there are, however, variances from site to site. External materials, finishes, landscaping and the position of garages (where provided) may vary throughout the development. Properties may also be built handed (mirror image). Images may include optional upgrades at an additional cost. Please ask for further details. Please speak to our Sales Executives regarding the tenure of our new homes. 52754 / January 2024.



The Trusdale

4 BEDROOM HOME, TOTAL 1,226 sq. ft. / 113.90 sq. m.



GROUND FLOOR

Kitchen/Dining Area

6.09m max. × 3.57m 19'11" max. × 11'8"

Living Room

6.09m × 3.46m 19'11" × 11'4"



FIRST FLOOR

Bedroom 1

3.74m × 3.52m 12'3" × 11'6"

Bedroom 2

3.64m × 2.95m 11'11" × 9'8"

Bedroom 3

3.04m × 2.51m 9'11" × 8'3"

Bedroom 4

3.54m × 2.25m 11'7" × 7'4"



[Discover more about this home](#)



[View our current availability](#)

The floor plans depict a typical layout of this house type. For exact plot specification, details of external and internal finishes, dimensions and floor plan differences consult your Sales Executive. All dimensions are + or - 50mm and floor plans are not shown to scale. The kitchen layout and furniture positions are for indicative purposes only. The computer generated image is for illustrative purposes only and it is from an imaginary viewpoint within an open space area. Its purpose is to give a feel for the development, not an accurate description of each property. The illustration shows a typical Taylor Wimpey home of this type, but there are, however, variances from site to site. External materials, finishes, landscaping and the position of garages (where provided) may vary throughout the development. Properties may also be built handed (mirror image). Images may include optional upgrades at an additional cost. Please ask for further details. Please speak to our Sales Executives regarding the tenure of our new homes. 52754 / January 2024.



The Manford

4 BEDROOM HOME, TOTAL 1,368 sq. ft. / 127.07 sq. m.



GROUND FLOOR

Kitchen/Dining Area max.

8.11m × 3.26m 26'7" × 10'8"

Living Room

4.74m × 3.88m 15'6" × 12'8"



FIRST FLOOR

Bedroom 1

3.88m max. × 3.80m 12'8" max. × 12'5"

Bedroom 2

4.02m × 2.80m 13'2" × 9'2"

Bedroom 3

3.66m max. × 3.03m 12'0" max. × 9'11"

Bedroom 4

3.97m max. × 2.75m 13'0" max. × 9'0"



[Discover more about this home](#)



[View our current availability](#)

The floor plans depict a typical layout of this house type. For exact plot specification, details of external and internal finishes, dimensions and floor plan differences consult your Sales Executive. All dimensions are + or - 50mm and floor plans are not shown to scale. The kitchen layout and furniture positions are for indicative purposes only. The computer generated image is for illustrative purposes only and it is from an imaginary viewpoint within an open space area. Its purpose is to give a feel for the development, not an accurate description of each property. The illustration shows a typical Taylor Wimpey home of this type, but there are, however, variances from site to site. External materials, finishes, landscaping and the position of garages (where provided) may vary throughout the development. Properties may also be built handed (mirror image). Images may include optional upgrades at an additional cost. Please ask for further details. Please speak to our Sales Executives regarding the tenure of our new homes. 52754 / January 2024.

Ways to buy

Everyone knows buying a new home is an exciting time. But it can be a stressful one too, which is why our Sales Executives and customer relations managers are there to help every step of the way, from your initial enquiry right through to opening the front door of your new home for the first time.



First time buyer?

→ Here's how we can help

Existing home owner?

→ Here's how we can help



Please speak to your Sales Executive for further details.

Take your next step



Find your dream home on our website.



Book an appointment to view our show homes.



Take a virtual tour of our homes from the comfort of your sofa.



Have your questions answered by calling our Sales Executives on **01622 589 463**



Find out how we can get you moving with our buying schemes.



Book an appointment



How to buy a home



OAKAPPLE PLACE Bridle Way, Barming, Maidstone, Kent, ME16 9GU

CONTACT US ON 01622 589 463

Taylor Wimpey