

# Stortford Fields Bourne End

BISHOP'S STORTFORD, HERTFORDSHIRE

A beautiful collection of one and two bedroom apartments,  
and two, three, four and five bedroom homes in the market  
town of Bishop's Stortford, Hertfordshire.

**Taylor**  
Wimpey


# Contents

---

→ **Welcome to  
Stortford Fields**



→ **Personalise  
your home**




→ **Included  
as standard**



→ **Our homes**



→ **Ways to buy**



→ **Take your  
next step**





# Welcome to Stortford Fields Phase 7

Located in the historic market town of Bishop's Stortford,  
Stortford Fields is the perfect place to call home.

A stunning collection of homes that offers a range of designs, blending  
local character features with modern living spaces.



[View the site plan](#)



# Love town life

Stortford Fields offers the best of both worlds, where tranquil small-town living and urban convenience collide.

Explore the historic town centre, equipping you with essentials needed for everyday living. Enjoy a stroll along the River Stort or relax in one of the many green spaces.

Excellent for commuters, Bishop's Stortford offers direct connections to the capital and major road networks.

Local countryside



Wollaton Hall



Rural village of Upper Lighthorne





# Personalise your home

A new Taylor Wimpey home is a blank canvas, ready for you to put your stamp on even before you move in.

You can choose from a range of high-quality options for your kitchen, bedroom and bathroom to suit your taste – and all from the comfort of your own sofa. We offer a range of contemporary and traditional kitchen units and patterned or plain tiles for your bathroom, so whatever your preferred style, we've got you covered.

Using our innovative Options Online tool, you can visualise your new home room-by-room and customise each one as you go. For example, across different rooms, you can select your personal favourite from our extensive range of flooring, which includes luxury carpet, LVT, vinyl and tiles. You can also choose your options with the help of your Sales Executive if you'd prefer.

Our customers have created some fantastic spaces in their homes and you can get inspiration from their choices by following us on Instagram. You can also check out a host of interior design tips on our website.



**Find out more**



Options availability is subject to build stage of plots and options won't be available if plots have reached a certain build stage. Please contact your Sales Executive for further information.

# Included as standard

From the external features to the finishing touches, every detail of our homes is designed with our customers in mind.

While you'll have the choice to upgrade, all our houses are fitted with a range of high-quality features at no extra cost to you.

You'll find a complete list of all items that come as standard in your house below.



## Kitchens

All our kitchens are fitted with beautiful units and worktops. You can choose your preferred style and colour to create your perfect cooking and entertaining space.

A range of accessories including stylish splashbacks, a stainless steel sink and taps, and lighting\*, give your kitchen a clean, contemporary finish. You'll get a modern, energy-efficient oven with built-in hob and integrated hood.

## Utility rooms<sup>†</sup>

Units will be fitted to match your chosen kitchen style, complete with a sink and tap. If your home has a toilet in the utility room, we'll fit a contemporary white basin and toilet for a sleek finish.



## Bathrooms, en suites and shower rooms

Modern white sanitaryware, including toilet, basin and bath with chrome taps, give your main bathroom a clean look. The matching sanitaryware is fitted in en suites and shower rooms, which also benefit from a shower and glass enclosure.

For a distinct look, we offer a varied range of ceramic wall tiles for you to choose from to make your bathroom and en suite stand out from the crowd.

## Garden<sup>†</sup>

The outside of your home is just as carefully considered as the inside. You'll get a fully turfed and landscaped front garden, including plants. The back garden includes a slabbed area and your privacy is protected by a garden fence.



\* = Options, upgrades and colour choices are available subject to stage of construction

All of the specification listed is included in our houses as standard. For the specification included in our apartments, please see the separate apartment specification list. Recent changes in building regulations may affect the energy performance calculation on some new build homes. This means that the addition of a shower over a bath as an upgrade may no longer be available on selected homes. Please speak to our Sales Executive to find out more. Standard specifications are correct at time of going to print, but are subject to change without notice. Please contact the Sales Executive for further information.



# Specification of our houses

General	
Triple-glazed PVCu windows with multi-point locking	✓
Triple-glazed PVCu multi-point locking double doors†	✓
Multi-Locking GRP External Door	✓
PVCu fascia and soffit to suit external materials schedule	✓
White emulsion to walls	✓
Front outdoor light	✓
Double electric sockets throughout	✓
Chrome door furniture	✓
Decorative internal doors	✓
Flooring included throughout, from a selected range	✓
Combination / condensing gas boiler and heating system to radiators	✓
Kitchen	
'Symphony' kitchen with a selection of doors and worktop choices from our 'Standard Range'*	✓
1.5 bowl stainless steel sink	✓
Built-in integrated stainless steel single oven	✓
Integrated cooker hood	✓
4 burner gas hob	✓
Stainless steel splashback	✓
Integrated dishwasher	✓
Integrated fridge/freezer	✓
Integrated washer dryer or washing machine where applicable	✓
Living room	
TV socket	✓

✓ = Standard features   \* = Options, upgrades and colour choices are available subject to stage of construction   † = Where applicable

All of the specification listed is included in our houses as standard. For the specification included in our apartments, please see the separate apartment specification list. Recent changes in building regulations may affect the energy performance calculation on some new build homes. Please speak to our Sales Executive to find out more. Standard specifications are correct at time of going to print, but are subject to change without notice. Please contact the Sales Executive for further information.

# Specification of our houses

Bathroom	
Roca white bathroom suite	✓
Ideal Standard Brassware	✓
Splashback tiles to basin, half-height tiles to boxed area behind sanitaryware	✓
Half height tiling to bath area	✓
En suite and shower room†	
Roca white bathroom suite	✓
Ideal Standard Brassware	✓
Splashback tiling to basin and full height tiling to shower enclosure	✓
Shower tray & 'Roman' chrome finish glass shower cubicle	✓
Thermostatic shower	✓
Gardens, paths and drives	
Riven buff slabs (for area refer to Landscaping/External Works layout)	✓
Outside tap to the rear of the property‡	✓
Fencing to garden (refer to Landscaping/External Works layout)	✓
PIR light to rear of garden	✓
Other features	
NHBC warranty against structural defects for a 10-year period following the date of build completion	✓
A range of optional upgrades are available subject to build stage	✓
Taylor Wimpey warranty for 2 years from date of legal completion	✓
Solar PV panels, plot specific	✓
EV charging points, plot specific	✓

✓ = Standard features \* = Options, upgrades and colour choices are available subject to stage of construction † = Where applicable

All of the specification listed is included in our houses as standard. For the specification included in our apartments, please see the separate apartment specification list. Recent changes in building regulations may affect the energy performance calculation on some new build homes. Please speak to our Sales Executive to find out more. Standard specifications are correct at time of going to print, but are subject to change without notice. Please contact the Sales Executive for further information.



# Our homes



**1 & 2 bedroom  
apartments**



**2 bedroom homes**



**3 bedroom homes**



**4 bedroom homes**



**5 bedroom homes**



**View the site plan**



# The Rye

## 2 BEDROOM APARTMENTS



### PLOTS 63, 66 & 69

#### Kitchen/Living/Dining Area

5.72m × 4.34m      18'9" × 14'3"

#### Bedroom 1

4.39m × 2.87m      14'5" × 9'5"

#### Bedroom 2

3.21m × 2.37m      10'7" × 7'10"

#### Total Internal Area

694 sq. ft. / 64.50 sq. m.



Second Floor



First Floor



Ground Floor

[→ View development](#)

[→ View our current availability](#)

The floor plans depict a typical layout of this house type. For exact plot specification, details of external and internal finishes, dimensions and floor plan differences consult your Sales Executive. The sq ft/ sq m stated is the net sales area described in the RICS Code of Measurement 6th Edition. It is the area of the building measured to the plaster finish of the perimeter walls at each floor level. The measurement includes internal walls, service boxings and voids over stairs. It excludes internal garages and areas with less than 1.5m headroom. All dimensions are + or - 50mm and floor plans are not shown to scale. The kitchen layout and furniture positions are for indicative purposes only. The computer generated image is for illustrative purposes only and it is from an imaginary viewpoint within an open space area. Its purpose is to give a feel for the development, not an accurate description of each property. The illustration shows a typical Taylor Wimpey home of this type, but there are, however, variances from site to site. External materials, finishes, landscaping and the position of garages (where provided) may vary throughout the development. Properties may also be built handed (mirror image). Images may include optional upgrades at an additional cost. Please ask for further details. Please speak to our Sales Executives regarding the tenure of our new homes. 61680 / November 2025.





# The Rye

## 2 BEDROOM APARTMENTS

Plot 62, 65 & 68



### PLOTS 62, 65 & 68 Kitchen/Living/Dining Area

7.33m × 3.54m      24'1" × 11'7"

#### Bedroom 1

3.60m × 3.57m      11'10" × 11'9"

#### Bedroom 2

3.86m × 3.07m      12'8" × 10'11"

#### Total Internal Area

814 sq. ft. / 75.70 sq. m.



Second Floor



First Floor



Ground Floor

[→ View development](#)

[→ View our current availability](#)

The floor plans depict a typical layout of this house type. For exact plot specification, details of external and internal finishes, dimensions and floor plan differences consult your Sales Executive. The sq ft/ sq m stated is the net sales area described in the RICS Code of Measurement 6th Edition. It is the area of the building measured to the plaster finish of the perimeter walls at each floor level. The measurement includes internal walls, service boxings and voids over stairs. It excludes internal garages and areas with less than 1.5m headroom. All dimensions are + or - 50mm and floor plans are not shown to scale. The kitchen layout and furniture positions are for indicative purposes only. The computer generated image is for illustrative purposes only and it is from an imaginary viewpoint within an open space area. Its purpose is to give a feel for the development, not an accurate description of each property. The illustration shows a typical Taylor Wimpey home of this type, but there are, however, variances from site to site. External materials, finishes, landscaping and the position of garages (where provided) may vary throughout the development. Properties may also be built handed (mirror image). Images may include optional upgrades at an additional cost. Please ask for further details. Please speak to our Sales Executives regarding the tenure of our new homes. 61680 / November 2025.



# The Rye

## 2 BEDROOM APARTMENTS



### PLOTS 64, 67 & 70

#### Kitchen/Living/Dining Area

6.99m x 3.97m      22'11" x 13'0"

#### Bedroom 1

4.20m x 2.78m      13'9" x 9'2"

#### Bedroom 2

3.85m x 3.00m      12'8" x 9'10"

#### Total Internal Area

817 sq. ft. / 75.90 sq. m.



Second Floor



First Floor



Ground Floor

[→ View development](#)

[→ View our current availability](#)

The floor plans depict a typical layout of this house type. For exact plot specification, details of external and internal finishes, dimensions and floor plan differences consult your Sales Executive. The sq ft/ sq m stated is the net sales area described in the RICS Code of Measurement 6th Edition. It is the area of the building measured to the plaster finish of the perimeter walls at each floor level. The measurement includes internal walls, service boxings and voids over stairs. It excludes internal garages and areas with less than 1.5m headroom. All dimensions are + or - 50mm and floor plans are not shown to scale. The kitchen layout and furniture positions are for indicative purposes only. The computer generated image is for illustrative purposes only and it is from an imaginary viewpoint within an open space area. Its purpose is to give a feel for the development, not an accurate description of each property. The illustration shows a typical Taylor Wimpey home of this type, but there are, however, variances from site to site. External materials, finishes, landscaping and the position of garages (where provided) may vary throughout the development. Properties may also be built handed (mirror image). Images may include optional upgrades at an additional cost. Please ask for further details. Please speak to our Sales Executives regarding the tenure of our new homes. 61680 / November 2025.





# The Kingfisher

## 1 BEDROOM APARTMENTS



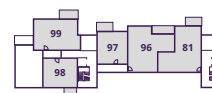
Ground Floor



First Floor



Second Floor



Third Floor

### PLOTS 73 & 77

#### Kitchen/Living/Dining Area

5.13m × 5.11m      16'10" × 16'9"

#### Bedroom 1

3.87m × 3.03m      12'8" × 9'11"

#### Total Area

580.2 sq. ft.      53.9 sq. m.

[→ View development](#)

[→ View our current availability](#)

The floor plans depict a typical layout of this house type. For exact plot specification, details of external and internal finishes, dimensions and floor plan differences consult your Sales Executive. The sq ft/ sq m stated is the net sales area described in the RICS Code of Measurement 6th Edition. It is the area of the building measured to the plaster finish of the perimeter walls at each floor level. The measurement includes internal walls, service boxings and voids over stairs. It excludes internal garages and areas with less than 1.5m headroom. All dimensions are + or - 50mm and floor plans are not shown to scale. The kitchen layout and furniture positions are for indicative purposes only. The computer generated image is for illustrative purposes only and it is from an imaginary viewpoint within an open space area. Its purpose is to give a feel for the development, not an accurate description of each property. The illustration shows a typical Taylor Wimpey home of this type, but there are, however, variances from site to site. External materials, finishes, landscaping and the position of garages (where provided) may vary throughout the development. Properties may also be built handed (mirror image). Images may include optional upgrades at an additional cost. Please ask for further details. Please speak to our Sales Executives regarding the tenure of our new homes. 61680 / November 2025.



# The Kingfisher

## 1 BEDROOM APARTMENTS



### PLOT 76

#### Kitchen/Living/Dining Area

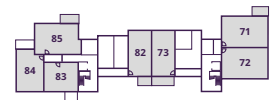
8.58m × 3.09m      28'2" × 10'2"

#### Bedroom 1

4.78m × 2.75m      15'8" × 9'0"

#### Total Area

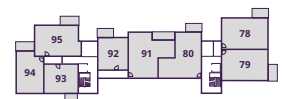
546.8 sq. ft.      50.8 sq. m.



Ground Floor



First Floor



Second Floor



Third Floor



[View development](#)



[View our current availability](#)

The floor plans depict a typical layout of this house type. For exact plot specification, details of external and internal finishes, dimensions and floor plan differences consult your Sales Executive. The sq ft/ sq m stated is the net sales area described in the RICS Code of Measurement 6th Edition. It is the area of the building measured to the plaster finish of the perimeter walls at each floor level. The measurement includes internal walls, service boxings and voids over stairs. It excludes internal garages and areas with less than 1.5m headroom. All dimensions are + or - 50mm and floor plans are not shown to scale. The kitchen layout and furniture positions are for indicative purposes only. The computer generated image is for illustrative purposes only and it is from an imaginary viewpoint within an open space area. Its purpose is to give a feel for the development, not an accurate description of each property. The illustration shows a typical Taylor Wimpey home of this type, but there are, however, variances from site to site. External materials, finishes, landscaping and the position of garages (where provided) may vary throughout the development. Properties may also be built handed (mirror image). Images may include optional upgrades at an additional cost. Please ask for further details. Please speak to our Sales Executives regarding the tenure of our new homes. 61680 / November 2025.



# The Kingfisher

## 2 BEDROOM APARTMENTS



### PLOTS 80 & 81

#### Kitchen/Living/Dining Area

5.92m × 5.85m 19'5" × 19'3"

#### Bedroom 1

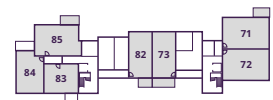
4.54m × 3.65m 14'11" × 9'11"

#### Bedroom 2

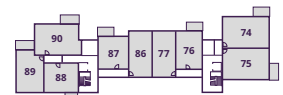
3.41m × 2.66m 11'2" × 8'9"

#### Total Area

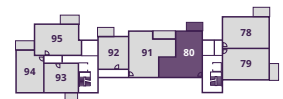
810.5 sq. ft. 75.3 sq. m.



Ground Floor



First Floor



Second Floor



Third Floor

[→ View development](#)

[→ View our current availability](#)

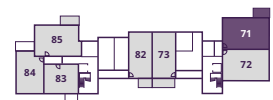
\*Plot specific windows. The floor plans depict a typical layout of this house type. For exact plot specification, details of external and internal finishes, dimensions and floor plan differences consult your Sales Executive. The sq ft/ sq m stated is the net sales area described in the RICS Code of Measurement 6th Edition. It is the area of the building measured to the plaster finish of the perimeter walls at each floor level. The measurement includes internal walls, service boxings and voids over stairs. It excludes internal garages and areas with less than 1.5m headroom. All dimensions are + or - 50mm and floor plans are not shown to scale. The kitchen layout and furniture positions are for indicative purposes only. The computer generated image is for illustrative purposes only and it is from an imaginary viewpoint within an open space area. Its purpose is to give a feel for the development, not an accurate description of each property. The illustration shows a typical Taylor Wimpey home of this type, but there are, however, variances from site to site. External materials, finishes, landscaping and the position of garages (where provided) may vary throughout the development. Properties may also be built handed (mirror image). Images may include optional upgrades at an additional cost. Please ask for further details. Please speak to our Sales Executives regarding the tenure of our new homes. 61680 / November 2025.



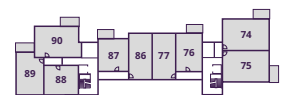


# The Kingfisher

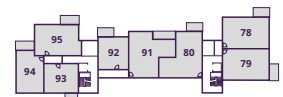
## 2 BEDROOM APARTMENTS



Ground Floor



First Floor



Second Floor



Third Floor

### PLOT 71

#### Kitchen/Living/Dining Area

7.35m × 3.67m      24'9" × 12'1"

#### Bedroom 1

3.87m × 3.28m      12'9" × 10'9"

#### Bedroom 2

3.67m × 3.09m      12'1" × 10'2"

#### Total Area

811.6 sq. ft.      75.4 sq. m.

[→ View development](#)

[→ View our current availability](#)

The floor plans depict a typical layout of this house type. For exact plot specification, details of external and internal finishes, dimensions and floor plan differences consult your Sales Executive. The sq ft/ sq m stated is the net sales area described in the RICS Code of Measurement 6th Edition. It is the area of the building measured to the plaster finish of the perimeter walls at each floor level. The measurement includes internal walls, service boxings and voids over stairs. It excludes internal garages and areas with less than 1.5m headroom. All dimensions are + or - 50mm and floor plans are not shown to scale. The kitchen layout and furniture positions are for indicative purposes only. The computer generated image is for illustrative purposes only and it is from an imaginary viewpoint within an open space area. Its purpose is to give a feel for the development, not an accurate description of each property. The illustration shows a typical Taylor Wimpey home of this type, but there are, however, variances from site to site. External materials, finishes, landscaping and the position of garages (where provided) may vary throughout the development. Properties may also be built handed (mirror image). Images may include optional upgrades at an additional cost. Please ask for further details. Please speak to our Sales Executives regarding the tenure of our new homes. 61680 / November 2025.



# The Kingfisher

## 2 BEDROOM APARTMENTS



### PLOTS 72 & 75

#### Kitchen/Living/Dining Area

7.53m × 3.67m      24'9" × 12'1"

#### Bedroom 1

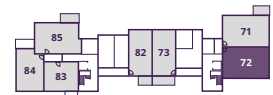
3.87m × 3.28m      12'9" × 10'9"

#### Bedroom 2

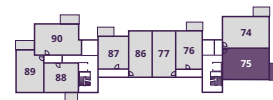
3.67m × 3.09m      12'1" × 10'2"

#### Total Area

811.6 sq. ft.      75.4 sq. m.



Ground Floor



First Floor





# The Kingfisher

## 2 BEDROOM APARTMENTS



### PLOT 74

#### Kitchen/Living/Dining Area

7.35m × 3.67m      24'9" × 12'1"

#### Bedroom 1

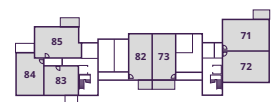
3.87m × 3.28m      12'9" × 10'9"

#### Bedroom 2

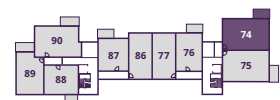
3.67m × 3.09m      12'1" × 10'2"

#### Total Area

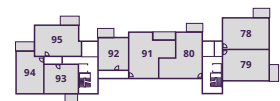
811.6 sq. ft.      75.4 sq. m.



Ground Floor



First Floor



Second Floor



Third Floor

[→ View development](#)

[→ View our current availability](#)

The floor plans depict a typical layout of this house type. For exact plot specification, details of external and internal finishes, dimensions and floor plan differences consult your Sales Executive. The sq ft/ sq m stated is the net sales area described in the RICS Code of Measurement 6th Edition. It is the area of the building measured to the plaster finish of the perimeter walls at each floor level. The measurement includes internal walls, service boxings and voids over stairs. It excludes internal garages and areas with less than 1.5m headroom. All dimensions are + or - 50mm and floor plans are not shown to scale. The kitchen layout and furniture positions are for indicative purposes only. The computer generated image is for illustrative purposes only and it is from an imaginary viewpoint within an open space area. Its purpose is to give a feel for the development, not an accurate description of each property. The illustration shows a typical Taylor Wimpey home of this type, but there are, however, variances from site to site. External materials, finishes, landscaping and the position of garages (where provided) may vary throughout the development. Properties may also be built handed (mirror image). Images may include optional upgrades at an additional cost. Please ask for further details. Please speak to our Sales Executives regarding the tenure of our new homes. 61680 / November 2025.





# The Kingfisher

## 2 BEDROOM APARTMENTS



### PLOT 78

#### Kitchen/Living/Dining Area

7.53m × 3.66m      24'9" × 12'0"

#### Bedroom 1

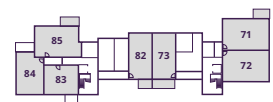
3.87m × 3.26m      12'9" × 10'9"

#### Bedroom 2

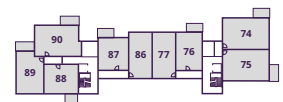
3.67m × 3.08m      12'0" × 10'1"

#### Total Area

811.6 sq. ft.      75.4 sq. m.



Ground Floor



First Floor



Second Floor



Third Floor

[→ View development](#)

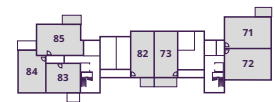
[→ View our current availability](#)

The floor plans depict a typical layout of this house type. For exact plot specification, details of external and internal finishes, dimensions and floor plan differences consult your Sales Executive. The sq ft/ sq m stated is the net sales area described in the RICS Code of Measurement 6th Edition. It is the area of the building measured to the plaster finish of the perimeter walls at each floor level. The measurement includes internal walls, service boxings and voids over stairs. It excludes internal garages and areas with less than 1.5m headroom. All dimensions are + or - 50mm and floor plans are not shown to scale. The kitchen layout and furniture positions are for indicative purposes only. The computer generated image is for illustrative purposes only and it is from an imaginary viewpoint within an open space area. Its purpose is to give a feel for the development, not an accurate description of each property. The illustration shows a typical Taylor Wimpey home of this type, but there are, however, variances from site to site. External materials, finishes, landscaping and the position of garages (where provided) may vary throughout the development. Properties may also be built handed (mirror image). Images may include optional upgrades at an additional cost. Please ask for further details. Please speak to our Sales Executives regarding the tenure of our new homes. 61680 / November 2025.

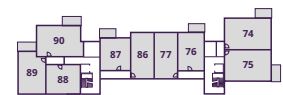


# The Kingfisher

## 2 BEDROOM APARTMENTS



Ground Floor



First Floor



Second Floor



Third Floor

### PLOT 79

#### Kitchen/Living/Dining Area

7.53m × 3.67m      24'9" × 12'1"

#### Bedroom 1

3.87m × 3.24m      12'9" × 10'8"

#### Bedroom 2

3.67m × 3.08m      12'1" × 10'1"

#### Total Area

811.6 sq. ft.      75.4 sq. m.



[View development](#)



[View our current availability](#)

The floor plans depict a typical layout of this house type. For exact plot specification, details of external and internal finishes, dimensions and floor plan differences consult your Sales Executive. The sq ft/ sq m stated is the net sales area described in the RICS Code of Measurement 6th Edition. It is the area of the building measured to the plaster finish of the perimeter walls at each floor level. The measurement includes internal walls, service boxings and voids over stairs. It excludes internal garages and areas with less than 1.5m headroom. All dimensions are + or - 50mm and floor plans are not shown to scale. The kitchen layout and furniture positions are for indicative purposes only. The computer generated image is for illustrative purposes only and it is from an imaginary viewpoint within an open space area. Its purpose is to give a feel for the development, not an accurate description of each property. The illustration shows a typical Taylor Wimpey home of this type, but there are, however, variances from site to site. External materials, finishes, landscaping and the position of garages (where provided) may vary throughout the development. Properties may also be built handed (mirror image). Images may include optional upgrades at an additional cost. Please ask for further details. Please speak to our Sales Executives regarding the tenure of our new homes. 61680 / November 2025.



# The Foxley

## 1 BEDROOM APARTMENTS



### PLOTS 82 & 86

#### Kitchen/Living/Dining Area

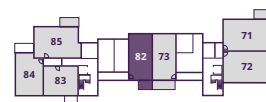
5.13m × 5.11m      16'10" × 16'9"

#### Bedroom 1

3.87m × 3.03m      12'8" × 9'11"

#### Total Area

580.2 sq. ft.      53.9 sq. m.



Ground Floor



First Floor



Second Floor



Third Floor



[View development](#)



[View our current availability](#)

The floor plans depict a typical layout of this house type. For exact plot specification, details of external and internal finishes, dimensions and floor plan differences consult your Sales Executive. The sq ft/ sq m stated is the net sales area described in the RICS Code of Measurement 6th Edition. It is the area of the building measured to the plaster finish of the perimeter walls at each floor level. The measurement includes internal walls, service boxings and voids over stairs. It excludes internal garages and areas with less than 1.5m headroom. All dimensions are + or - 50mm and floor plans are not shown to scale. The kitchen layout and furniture positions are for indicative purposes only. The computer generated image is for illustrative purposes only and it is from an imaginary viewpoint within an open space area. Its purpose is to give a feel for the development, not an accurate description of each property. The illustration shows a typical Taylor Wimpey home of this type, but there are, however, variances from site to site. External materials, finishes, landscaping and the position of garages (where provided) may vary throughout the development. Properties may also be built handed (mirror image). Images may include optional upgrades at an additional cost. Please ask for further details. Please speak to our Sales Executives regarding the tenure of our new homes. 61680 / November 2025.





# The Foxley

## 1 BEDROOM APARTMENTS



### PLOT 83

#### Kitchen/Living/Dining Area

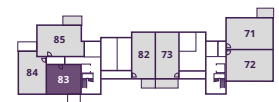
6.58m × 5.02m      21'7" × 16'6"

#### Bedroom 1

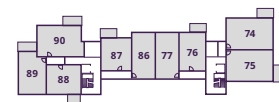
4.45m × 2.75m      14'7" × 9'0"

#### Total Area

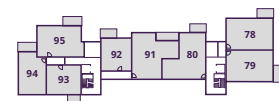
556.5 sq. ft.      51.7 sq. m.



Ground Floor



First Floor



Second Floor



Third Floor



**View development**



**View our current availability**

The floor plans depict a typical layout of this house type. For exact plot specification, details of external and internal finishes, dimensions and floor plan differences consult your Sales Executive. The sq ft/ sq m stated is the net sales area described in the RICS Code of Measurement 6th Edition. It is the area of the building measured to the plaster finish of the perimeter walls at each floor level. The measurement includes internal walls, service boxings and voids over stairs. It excludes internal garages and areas with less than 1.5m headroom. All dimensions are + or - 50mm and floor plans are not shown to scale. The kitchen layout and furniture positions are for indicative purposes only. The computer generated image is for illustrative purposes only and it is from an imaginary viewpoint within an open space area. Its purpose is to give a feel for the development, not an accurate description of each property. The illustration shows a typical Taylor Wimpey home of this type, but there are, however, variances from site to site. External materials, finishes, landscaping and the position of garages (where provided) may vary throughout the development. Properties may also be built handed (mirror image). Images may include optional upgrades at an additional cost. Please ask for further details. Please speak to our Sales Executives regarding the tenure of our new homes. 61680 / November 2025.



# The Foxley

## 1 BEDROOM APARTMENTS



### PLOTS 84 & 89

#### Kitchen/Living/Dining Area

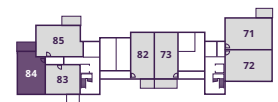
6.31m x 3.96m      20'9" x 13'0"

#### Bedroom 1

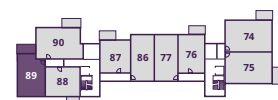
3.96m x 3.30m      13'0" x 10'10"

#### Total Area

606 sq. ft.      56.3 sq. m.



Ground Floor



First Floor



Second Floor



Third Floor



[View development](#)



[View our current availability](#)

The floor plans depict a typical layout of this house type. For exact plot specification, details of external and internal finishes, dimensions and floor plan differences consult your Sales Executive. The sq ft/ sq m stated is the net sales area described in the RICS Code of Measurement 6th Edition. It is the area of the building measured to the plaster finish of the perimeter walls at each floor level. The measurement includes internal walls, service boxings and voids over stairs. It excludes internal garages and areas with less than 1.5m headroom. All dimensions are + or - 50mm and floor plans are not shown to scale. The kitchen layout and furniture positions are for indicative purposes only. The computer generated image is for illustrative purposes only and it is from an imaginary viewpoint within an open space area. Its purpose is to give a feel for the development, not an accurate description of each property. The illustration shows a typical Taylor Wimpey home of this type, but there are, however, variances from site to site. External materials, finishes, landscaping and the position of garages (where provided) may vary throughout the development. Properties may also be built handed (mirror image). Images may include optional upgrades at an additional cost. Please ask for further details. Please speak to our Sales Executives regarding the tenure of our new homes. 61680 / November 2025.



# The Foxley

## 1 BEDROOM APARTMENTS



### PLOT 87

#### Kitchen/Living/Dining Area

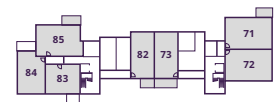
7.36m × 3.70m      24'2" × 12'2"

#### Bedroom 1

3.93m × 3.18m      12'11" × 10'5"

#### Total Area

552.2 sq. ft.      51.3 sq. m.



Ground Floor



First Floor



Second Floor



Third Floor



[View development](#)



[View our current availability](#)

The floor plans depict a typical layout of this house type. For exact plot specification, details of external and internal finishes, dimensions and floor plan differences consult your Sales Executive. The sq ft/ sq m stated is the net sales area described in the RICS Code of Measurement 6th Edition. It is the area of the building measured to the plaster finish of the perimeter walls at each floor level. The measurement includes internal walls, service boxings and voids over stairs. It excludes internal garages and areas with less than 1.5m headroom. All dimensions are + or - 50mm and floor plans are not shown to scale. The kitchen layout and furniture positions are for indicative purposes only. The computer generated image is for illustrative purposes only and it is from an imaginary viewpoint within an open space area. Its purpose is to give a feel for the development, not an accurate description of each property. The illustration shows a typical Taylor Wimpey home of this type, but there are, however, variances from site to site. External materials, finishes, landscaping and the position of garages (where provided) may vary throughout the development. Properties may also be built handed (mirror image). Images may include optional upgrades at an additional cost. Please ask for further details. Please speak to our Sales Executives regarding the tenure of our new homes. 61680 / November 2025.





# The Foxley

## 1 BEDROOM APARTMENTS



### PLOTS 88 & 93

#### Kitchen/Living/Dining Area

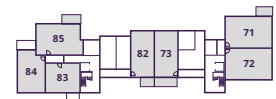
6.58m × 5.02m      21'7" × 16'6"

#### Bedroom 1

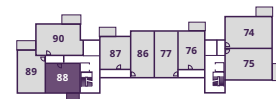
4.45m × 2.75m      14'7" × 9'0"

#### Total Area

556.5 sq. ft.      51.7 sq. m.



Ground Floor



First Floor



Second Floor



Third Floor



[View development](#)



[View our current availability](#)

The floor plans depict a typical layout of this house type. For exact plot specification, details of external and internal finishes, dimensions and floor plan differences consult your Sales Executive. The sq ft/ sq m stated is the net sales area described in the RICS Code of Measurement 6th Edition. It is the area of the building measured to the plaster finish of the perimeter walls at each floor level. The measurement includes internal walls, service boxings and voids over stairs. It excludes internal garages and areas with less than 1.5m headroom. All dimensions are + or - 50mm and floor plans are not shown to scale. The kitchen layout and furniture positions are for indicative purposes only. The computer generated image is for illustrative purposes only and it is from an imaginary viewpoint within an open space area. Its purpose is to give a feel for the development, not an accurate description of each property. The illustration shows a typical Taylor Wimpey home of this type, but there are, however, variances from site to site. External materials, finishes, landscaping and the position of garages (where provided) may vary throughout the development. Properties may also be built handed (mirror image). Images may include optional upgrades at an additional cost. Please ask for further details. Please speak to our Sales Executives regarding the tenure of our new homes. 61680 / November 2025.



# The Foxley

## 1 BEDROOM APARTMENTS



### PLOTS 92 & 97

#### Kitchen/Living/Dining Area

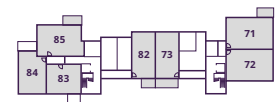
7.36m × 3.70m      24'2" × 12'2"

#### Bedroom 1

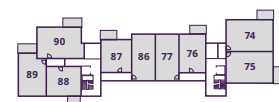
3.93m × 3.14m      12'11" × 10'4"

#### Total Area

552.2 sq. ft.      51.3 sq. m.



Ground Floor



First Floor



Second Floor



Third Floor



[View development](#)



[View our current availability](#)

The floor plans depict a typical layout of this house type. For exact plot specification, details of external and internal finishes, dimensions and floor plan differences consult your Sales Executive. The sq ft/ sq m stated is the net sales area described in the RICS Code of Measurement 6th Edition. It is the area of the building measured to the plaster finish of the perimeter walls at each floor level. The measurement includes internal walls, service boxings and voids over stairs. It excludes internal garages and areas with less than 1.5m headroom. All dimensions are + or - 50mm and floor plans are not shown to scale. The kitchen layout and furniture positions are for indicative purposes only. The computer generated image is for illustrative purposes only and it is from an imaginary viewpoint within an open space area. Its purpose is to give a feel for the development, not an accurate description of each property. The illustration shows a typical Taylor Wimpey home of this type, but there are, however, variances from site to site. External materials, finishes, landscaping and the position of garages (where provided) may vary throughout the development. Properties may also be built handed (mirror image). Images may include optional upgrades at an additional cost. Please ask for further details. Please speak to our Sales Executives regarding the tenure of our new homes. 61680 / November 2025.



# The Foxley

## 1 BEDROOM APARTMENTS



### PLOT 94

#### Kitchen/Living/Dining Area

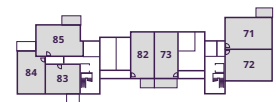
6.31m × 3.96m      20'9" × 13'0"

#### Bedroom 1

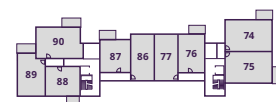
3.96m × 3.26m      13'0" × 10'9"

#### Total Area

606 sq. ft.      56.3 sq. m.



Ground Floor



First Floor



Second Floor



Third Floor

[→ View development](#)

[→ View our current availability](#)

The floor plans depict a typical layout of this house type. For exact plot specification, details of external and internal finishes, dimensions and floor plan differences consult your Sales Executive. The sq ft/ sq m stated is the net sales area described in the RICS Code of Measurement 6th Edition. It is the area of the building measured to the plaster finish of the perimeter walls at each floor level. The measurement includes internal walls, service boxings and voids over stairs. It excludes internal garages and areas with less than 1.5m headroom. All dimensions are + or - 50mm and floor plans are not shown to scale. The kitchen layout and furniture positions are for indicative purposes only. The computer generated image is for illustrative purposes only and it is from an imaginary viewpoint within an open space area. Its purpose is to give a feel for the development, not an accurate description of each property. The illustration shows a typical Taylor Wimpey home of this type, but there are, however, variances from site to site. External materials, finishes, landscaping and the position of garages (where provided) may vary throughout the development. Properties may also be built handed (mirror image). Images may include optional upgrades at an additional cost. Please ask for further details. Please speak to our Sales Executives regarding the tenure of our new homes. 61680 / November 2025.





# The Foxley

## 1 BEDROOM APARTMENTS



### PLOT 98

#### Kitchen/Living/Dining Area

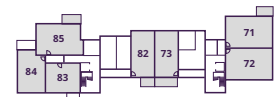
6.58m × 4.98m      21'7" × 16'4"

#### Bedroom 1

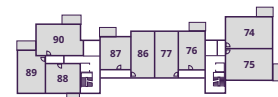
4.45m × 2.75m      14'7" × 9'0"

#### Total Area

556.5 sq. ft.      51.7 sq. m.



Ground Floor



First Floor



Second Floor



Third Floor



[View development](#)



[View our current availability](#)

The floor plans depict a typical layout of this house type. For exact plot specification, details of external and internal finishes, dimensions and floor plan differences consult your Sales Executive. The sq ft/ sq m stated is the net sales area described in the RICS Code of Measurement 6th Edition. It is the area of the building measured to the plaster finish of the perimeter walls at each floor level. The measurement includes internal walls, service boxings and voids over stairs. It excludes internal garages and areas with less than 1.5m headroom. All dimensions are + or - 50mm and floor plans are not shown to scale. The kitchen layout and furniture positions are for indicative purposes only. The computer generated image is for illustrative purposes only and it is from an imaginary viewpoint within an open space area. Its purpose is to give a feel for the development, not an accurate description of each property. The illustration shows a typical Taylor Wimpey home of this type, but there are, however, variances from site to site. External materials, finishes, landscaping and the position of garages (where provided) may vary throughout the development. Properties may also be built handed (mirror image). Images may include optional upgrades at an additional cost. Please ask for further details. Please speak to our Sales Executives regarding the tenure of our new homes. 61680 / November 2025.



# The Foxley

## 2 BEDROOM APARTMENTS



### PLOT 85

#### Kitchen/Living/Dining Area

6.91m × 5.21m      22'8" × 17'1"

#### Bedroom 1

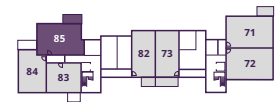
3.48m × 3.33m      11'5" × 10'11"

#### Bedroom 2

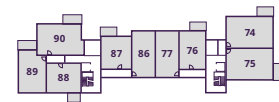
3.70m × 3.11m      12'2" × 10'2"

#### Total Area

780.4 sq. ft.      72.5 sq. m.



Ground Floor



First Floor



Second Floor



Third Floor

[→ View development](#)

[→ View our current availability](#)

The floor plans depict a typical layout of this house type. For exact plot specification, details of external and internal finishes, dimensions and floor plan differences consult your Sales Executive. The sq ft/ sq m stated is the net sales area described in the RICS Code of Measurement 6th Edition. It is the area of the building measured to the plaster finish of the perimeter walls at each floor level. The measurement includes internal walls, service boxings and voids over stairs. It excludes internal garages and areas with less than 1.5m headroom. All dimensions are + or - 50mm and floor plans are not shown to scale. The kitchen layout and furniture positions are for indicative purposes only. The computer generated image is for illustrative purposes only and it is from an imaginary viewpoint within an open space area. Its purpose is to give a feel for the development, not an accurate description of each property. The illustration shows a typical Taylor Wimpey home of this type, but there are, however, variances from site to site. External materials, finishes, landscaping and the position of garages (where provided) may vary throughout the development. Properties may also be built handed (mirror image). Images may include optional upgrades at an additional cost. Please ask for further details. Please speak to our Sales Executives regarding the tenure of our new homes. 61680 / November 2025.



# The Foxley

## 2 BEDROOM APARTMENTS



### PLOTS 90 & 95

#### Kitchen/Living/Dining Area

6.91m × 5.21m      22'8" × 17'1"

#### Bedroom 1

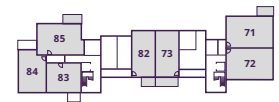
3.48m × 3.33m      11'5" × 10'11"

#### Bedroom 2

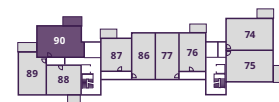
3.70m × 3.11m      12'2" × 10'2"

#### Total Area

780.4 sq. ft.      72.5 sq. m.



Ground Floor



First Floor



Second Floor



Third Floor

[→ View development](#)

[→ View our current availability](#)

The floor plans depict a typical layout of this house type. For exact plot specification, details of external and internal finishes, dimensions and floor plan differences consult your Sales Executive. The sq ft/ sq m stated is the net sales area described in the RICS Code of Measurement 6th Edition. It is the area of the building measured to the plaster finish of the perimeter walls at each floor level. The measurement includes internal walls, service boxings and voids over stairs. It excludes internal garages and areas with less than 1.5m headroom. All dimensions are + or - 50mm and floor plans are not shown to scale. The kitchen layout and furniture positions are for indicative purposes only. The computer generated image is for illustrative purposes only and it is from an imaginary viewpoint within an open space area. Its purpose is to give a feel for the development, not an accurate description of each property. The illustration shows a typical Taylor Wimpey home of this type, but there are, however, variances from site to site. External materials, finishes, landscaping and the position of garages (where provided) may vary throughout the development. Properties may also be built handed (mirror image). Images may include optional upgrades at an additional cost. Please ask for further details. Please speak to our Sales Executives regarding the tenure of our new homes. 61680 / November 2025.





# The Foxley

## 2 BEDROOM APARTMENTS



### PLOT 91

#### Kitchen/Living/Dining Area

7.26m × 3.78m      23'10" × 12'5"

#### Bedroom 1

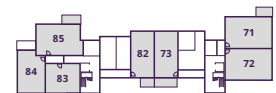
3.93m × 2.85m      12'11" × 9'4"

#### Bedroom 2

3.65m × 3.26m      12'0" × 10'9"

#### Total Area

881.6 sq. ft.      81.9 sq. m.



Ground Floor



First Floor



Second Floor



Third Floor

[→ View development](#)

[→ View our current availability](#)

The floor plans depict a typical layout of this house type. For exact plot specification, details of external and internal finishes, dimensions and floor plan differences consult your Sales Executive. The sq ft/ sq m stated is the net sales area described in the RICS Code of Measurement 6th Edition. It is the area of the building measured to the plaster finish of the perimeter walls at each floor level. The measurement includes internal walls, service boxings and voids over stairs. It excludes internal garages and areas with less than 1.5m headroom. All dimensions are + or - 50mm and floor plans are not shown to scale. The kitchen layout and furniture positions are for indicative purposes only. The computer generated image is for illustrative purposes only and it is from an imaginary viewpoint within an open space area. Its purpose is to give a feel for the development, not an accurate description of each property. The illustration shows a typical Taylor Wimpey home of this type, but there are, however, variances from site to site. External materials, finishes, landscaping and the position of garages (where provided) may vary throughout the development. Properties may also be built handed (mirror image). Images may include optional upgrades at an additional cost. Please ask for further details. Please speak to our Sales Executives regarding the tenure of our new homes. 61680 / November 2025.



# The Foxley

## 2 BEDROOM APARTMENTS



### PLOT 96

#### Kitchen/Living/Dining Area

7.26m × 3.78m      23'10" × 12'5"

#### Bedroom 1

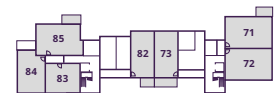
3.93m × 2.81m      12'11" × 9'3"

#### Bedroom 2

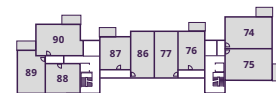
3.65m × 3.26m      12'0" × 10'9"

#### Total Area

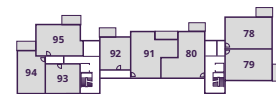
881.6 sq. ft.      81.9 sq. m.



Ground Floor



First Floor



Second Floor



Third Floor

[→ View development](#)

[→ View our current availability](#)

The floor plans depict a typical layout of this house type. For exact plot specification, details of external and internal finishes, dimensions and floor plan differences consult your Sales Executive. The sq ft/ sq m stated is the net sales area described in the RICS Code of Measurement 6th Edition. It is the area of the building measured to the plaster finish of the perimeter walls at each floor level. The measurement includes internal walls, service boxings and voids over stairs. It excludes internal garages and areas with less than 1.5m headroom. All dimensions are + or - 50mm and floor plans are not shown to scale. The kitchen layout and furniture positions are for indicative purposes only. The computer generated image is for illustrative purposes only and it is from an imaginary viewpoint within an open space area. Its purpose is to give a feel for the development, not an accurate description of each property. The illustration shows a typical Taylor Wimpey home of this type, but there are, however, variances from site to site. External materials, finishes, landscaping and the position of garages (where provided) may vary throughout the development. Properties may also be built handed (mirror image). Images may include optional upgrades at an additional cost. Please ask for further details. Please speak to our Sales Executives regarding the tenure of our new homes. 61680 / November 2025.



# The Foxley

## 2 BEDROOM APARTMENTS



### PLOT 99

#### Kitchen/Living/Dining Area

6.91m × 5.21m      22'8" × 17'1"

#### Bedroom 1

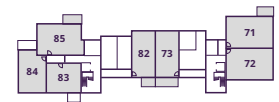
3.48m × 3.33m      11'5" × 10'11"

#### Bedroom 2

3.70m × 3.11m      12'2" × 10'2"

#### Total Area

780.4 sq. ft.      72.5 sq. m.



Ground Floor



First Floor



Second Floor



Third Floor

[→ View development](#)

[→ View our current availability](#)

The floor plans depict a typical layout of this house type. For exact plot specification, details of external and internal finishes, dimensions and floor plan differences consult your Sales Executive. The sq ft/ sq m stated is the net sales area described in the RICS Code of Measurement 6th Edition. It is the area of the building measured to the plaster finish of the perimeter walls at each floor level. The measurement includes internal walls, service boxings and voids over stairs. It excludes internal garages and areas with less than 1.5m headroom. All dimensions are + or - 50mm and floor plans are not shown to scale. The kitchen layout and furniture positions are for indicative purposes only. The computer generated image is for illustrative purposes only and it is from an imaginary viewpoint within an open space area. Its purpose is to give a feel for the development, not an accurate description of each property. The illustration shows a typical Taylor Wimpey home of this type, but there are, however, variances from site to site. External materials, finishes, landscaping and the position of garages (where provided) may vary throughout the development. Properties may also be built handed (mirror image). Images may include optional upgrades at an additional cost. Please ask for further details. Please speak to our Sales Executives regarding the tenure of our new homes. 61680 / November 2025.





# The Foxdell

## 2 BEDROOM APARTMENTS



### PLOTS 101, 104 & 107

#### Kitchen/Living/Dining Area

5.72m × 4.34m      18'9" × 14'3"

#### Bedroom 1

4.39m × 2.85m      14'5" × 9'4"

#### Bedroom 2

3.21m × 2.37m      10'7" × 7'10"

#### Total Internal Area

694 sq. ft. / 64.50 sq. m.



Second Floor



First Floor



Ground Floor

[→ View development](#)

[→ View our current availability](#)

The floor plans depict a typical layout of this house type. For exact plot specification, details of external and internal finishes, dimensions and floor plan differences consult your Sales Executive. The sq ft/ sq m stated is the net sales area described in the RICS Code of Measurement 6th Edition. It is the area of the building measured to the plaster finish of the perimeter walls at each floor level. The measurement includes internal walls, service boxings and voids over stairs. It excludes internal garages and areas with less than 1.5m headroom. All dimensions are + or - 50mm and floor plans are not shown to scale. The kitchen layout and furniture positions are for indicative purposes only. The computer generated image is for illustrative purposes only and it is from an imaginary viewpoint within an open space area. Its purpose is to give a feel for the development, not an accurate description of each property. The illustration shows a typical Taylor Wimpey home of this type, but there are, however, variances from site to site. External materials, finishes, landscaping and the position of garages (where provided) may vary throughout the development. Properties may also be built handed (mirror image). Images may include optional upgrades at an additional cost. Please ask for further details. Please speak to our Sales Executives regarding the tenure of our new homes. 61680 / November 2025.



# The Foxdell

## 2 BEDROOM APARTMENTS



### PLOT 100, 103 & 106

#### Kitchen/Living/Dining Area

7.33m × 3.54m      24'11" × 11'7"

#### Bedroom 1

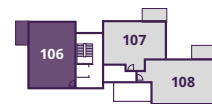
3.60m × 3.57m      11'10" × 11'9"

#### Bedroom 2

3.86m × 3.07m      12'8" × 10'11"

#### Total Internal Area

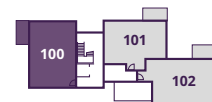
814 sq. ft. / 75.70 sq. m.



Second Floor



First Floor



Ground Floor

[→ View development](#)

[→ View our current availability](#)

The floor plans depict a typical layout of this house type. For exact plot specification, details of external and internal finishes, dimensions and floor plan differences consult your Sales Executive. The sq ft/ sq m stated is the net sales area described in the RICS Code of Measurement 6th Edition. It is the area of the building measured to the plaster finish of the perimeter walls at each floor level. The measurement includes internal walls, service boxings and voids over stairs. It excludes internal garages and areas with less than 1.5m headroom. All dimensions are + or - 50mm and floor plans are not shown to scale. The kitchen layout and furniture positions are for indicative purposes only. The computer generated image is for illustrative purposes only and it is from an imaginary viewpoint within an open space area. Its purpose is to give a feel for the development, not an accurate description of each property. The illustration shows a typical Taylor Wimpey home of this type, but there are, however, variances from site to site. External materials, finishes, landscaping and the position of garages (where provided) may vary throughout the development. Properties may also be built handed (mirror image). Images may include optional upgrades at an additional cost. Please ask for further details. Please speak to our Sales Executives regarding the tenure of our new homes. 61680 / November 2025.





# The Foxdell

## 2 BEDROOM APARTMENTS



Second Floor



First Floor



Ground Floor

### PLOT 102, 105 & 108

#### Kitchen/Living/Dining Area

6.99m × 3.52m      22'11" × 11'7"

#### Bedroom 1

4.20m × 2.78m      13'9" × 9'2"

#### Bedroom 2

3.85m × 3.00m      12'8" × 9'10"

#### Total Internal Area

817 sq. ft. / 75.90 sq. m.



**View development**



**View our current availability**

The floor plans depict a typical layout of this house type. For exact plot specification, details of external and internal finishes, dimensions and floor plan differences consult your Sales Executive. The sq ft/ sq m stated is the net sales area described in the RICS Code of Measurement 6th Edition. It is the area of the building measured to the plaster finish of the perimeter walls at each floor level. The measurement includes internal walls, service boxings and voids over stairs. It excludes internal garages and areas with less than 1.5m headroom. All dimensions are + or - 50mm and floor plans are not shown to scale. The kitchen layout and furniture positions are for indicative purposes only. The computer generated image is for illustrative purposes only and it is from an imaginary viewpoint within an open space area. Its purpose is to give a feel for the development, not an accurate description of each property. The illustration shows a typical Taylor Wimpey home of this type, but there are, however, variances from site to site. External materials, finishes, landscaping and the position of garages (where provided) may vary throughout the development. Properties may also be built handed (mirror image). Images may include optional upgrades at an additional cost. Please ask for further details. Please speak to our Sales Executives regarding the tenure of our new homes. 61680 / November 2025.





# The Gildale

2 BEDROOM HOME, TOTAL 727 sq. ft. / 67.5 sq. m.



**GROUND FLOOR**



**FIRST FLOOR**

## Kitchen

3.86m × 2.80m 12'8" × 9'2"

## Living Room

3.86m × 3.28m 12'8" × 10'9"

## Bedroom 1

3.88m × 3.79m 12'9" × 12'5"

## Bedroom 2

3.79m × 2.70m 12'5" × 8'11"

[→ View development](#)

[→ View our current availability](#)

The floor plans depict a typical layout of this house type. For exact plot specification, details of external and internal finishes, dimensions and floor plan differences consult your Sales Executive. The sq ft/ sq m stated is the net sales area described in the RICS Code of Measurement 6th Edition. It is the area of the building measured to the plaster finish of the perimeter walls at each floor level. The measurement includes internal walls, service boxings and voids over stairs. It excludes internal garages and areas with less than 1.5m headroom. All dimensions are + or - 50mm and floor plans are not shown to scale. The kitchen layout and furniture positions are for indicative purposes only. The computer generated image is for illustrative purposes only and it is from an imaginary viewpoint within an open space area. Its purpose is to give a feel for the development, not an accurate description of each property. The illustration shows a typical Taylor Wimpey home of this type, but there are, however, variances from site to site. External materials, finishes, landscaping and the position of garages (where provided) may vary throughout the development. Properties may also be built handed (mirror image). Images may include optional upgrades at an additional cost. Please ask for further details. Please speak to our Sales Executives regarding the tenure of our new homes. 61680 / November 2025.



# The Mapleford

2 BEDROOM HOME, TOTAL 864 sq. ft. / 80.3 sq. m.



## GROUND FLOOR

### Kitchen

4.02m x 2.45m 13'2" x 8'0"

### Living/Dining Area

4.79m x 4.51m 15'9" x 14'10"



## FIRST FLOOR

### Bedroom 1

3.73m x 3.33m 12'3" x 10'11"

### Bedroom 2

4.51m x 2.75m 14'1" x 9'0"

[→ Discover more about this home](#)

[→ View our current availability](#)

Additional side window to plots 37 and 38 please speak to our Sales Executives for exact window details. \*Plot specific windows. The floor plans depict a typical layout of this house type. For exact plot specification, details of external and internal finishes, dimensions and floor plan differences consult your Sales Executive. The sq ft/ sq m stated is the net sales area described in the RICS Code of Measurement 6th Edition. It is the area of the building measured to the plaster finish of the perimeter walls at each floor level. The measurement includes internal walls, service boxings and voids over stairs. It excludes internal garages and areas with less than 1.5m headroom. All dimensions are + or - 50mm and floor plans are not shown to scale. The kitchen layout and furniture positions are for indicative purposes only. The computer generated image is for illustrative purposes only and it is from an imaginary viewpoint within an open space area. Its purpose is to give a feel for the development, not an accurate description of each property. The illustration shows a typical Taylor Wimpey home of this type, but there are, however, variances from site to site. External materials, finishes, landscaping and the position of garages (where provided) may vary throughout the development. Properties may also be built handed (mirror image). Images may include optional upgrades at an additional cost. Please ask for further details. Please speak to our Sales Executives regarding the tenure of our new homes. 61680 / November 2025.





# The Aynesdale

3 BEDROOM HOME, TOTAL 1,058 sq. ft. / 98.3 sq. m.



## GROUND FLOOR

### Kitchen

5.52m x 3.21m 18'1" x 10'6"

### Living Room/Study Area

5.52m x 3.20m 18'1" x 10'6"



## FIRST FLOOR

### Bedroom 1

3.41m x 2.76m 11'2" x 9'1"

### Bedroom 2

3.27m x 3.23m 10'9" x 10'7"

### Bedroom 3

2.82m x 2.68m 9'3" x 8'10"



[Discover more about this home](#)



[View our current availability](#)

\*Plot specific windows. The floor plans depict a typical layout of this house type. For exact plot specification, details of external and internal finishes, dimensions and floor plan differences consult your Sales Executive. The sq ft/ sq m stated is the net sales area described in the RICS Code of Measurement 6th Edition. It is the area of the building measured to the plaster finish of the perimeter walls at each floor level. The measurement includes internal walls, service boxings and voids over stairs. It excludes internal garages and areas with less than 1.5m headroom. All dimensions are + or - 50mm and floor plans are not shown to scale. The kitchen layout and furniture positions are for indicative purposes only. The computer generated image is for illustrative purposes only and it is from an imaginary viewpoint within an open space area. Its purpose is to give a feel for the development, not an accurate description of each property. The illustration shows a typical Taylor Wimpey home of this type, but there are, however, variances from site to site. External materials, finishes, landscaping and the position of garages (where provided) may vary throughout the development. Properties may also be built handed (mirror image). Images may include optional upgrades at an additional cost. Please ask for further details. Please speak to our Sales Executives regarding the tenure of our new homes. 61680 / November 2025.





# The Harrton

3 BEDROOM HOME, TOTAL 1,140 sq. ft. / 105.9 sq. m.



## GROUND FLOOR

### Kitchen

3.37m x 3.18m 11'1" x 10'5"

### Living/Dining Area

4.40m x 4.10m 14'5" x 13'5"



## FIRST FLOOR

### Bedroom 2

4.39m x 3.18m 14'5" x 10'5"

### Bedroom 3

3.32m x 2.42m 10'11" x 7'11"



## SECOND FLOOR

### Bedroom 1

3.35m x 3.43m 11'3" x 11'0"



[Discover more about this home](#)



[View our current availability](#)

Plots 39 & 40 have a different window layout please speak to our Sales Executives for exact window details. \*Plot specific window. The floor plans depict a typical layout of this house type. For exact plot specification, details of external and internal finishes, dimensions and floor plan differences consult your Sales Executive. The sq ft/ sq m stated is the net sales area described in the RICS Code of Measurement 6th Edition. It is the area of the building measured to the plaster finish of the perimeter walls at each floor level. The measurement includes internal walls, service boxings and voids over stairs. It excludes internal garages and areas with less than 1.5m headroom. All dimensions are + or - 50mm and floor plans are not shown to scale. The kitchen layout and furniture positions are for indicative purposes only. The computer generated image is for illustrative purposes only and it is from an imaginary viewpoint within an open space area. Its purpose is to give a feel for the development, not an accurate description of each property. The illustration shows a typical Taylor Wimpey home of this type, but there are, however, variances from site to site. External materials, finishes, landscaping and the position of garages (where provided) may vary throughout the development. Properties may also be built handed (mirror image). Images may include optional upgrades at an additional cost. Please ask for further details. Please speak to our Sales Executives regarding the tenure of our new homes. 61680 / November 2025.



# The Keeford

3 BEDROOM HOME, TOTAL 1,021 sq. ft. / 94.8 sq. m.



## GROUND FLOOR

### Kitchen/Dining Area

5.41m x 2.75m 17'9" x 9'0"

### Living Room

3.81m x 3.23m 16'6" x 10'10"



## FIRST FLOOR

### Bedroom 1

3.19m x 2.80m 10'6" x 9'2"

### Bedroom 2

3.30m x 3.14m 10'10" x 10'3"

### Bedroom 3

2.98m x 2.54m 9'9" x 8'4"

[→ Discover more about this home](#)

[→ View our current availability](#)

The floor plans depict a typical layout of this house type. For exact plot specification, details of external and internal finishes, dimensions and floor plan differences consult your Sales Executive. The sq ft/ sq m stated is the net sales area described in the RICS Code of Measurement 6th Edition. It is the area of the building measured to the plaster finish of the perimeter walls at each floor level. The measurement includes internal walls, service boxings and voids over stairs. It excludes internal garages and areas with less than 1.5m headroom. All dimensions are + or - 50mm and floor plans are not shown to scale. The kitchen layout and furniture positions are for indicative purposes only. The computer generated image is for illustrative purposes only and it is from an imaginary viewpoint within an open space area. Its purpose is to give a feel for the development, not an accurate description of each property. The illustration shows a typical Taylor Wimpey home of this type, but there are, however, variances from site to site. External materials, finishes, landscaping and the position of garages (where provided) may vary throughout the development. Properties may also be built handed (mirror image). Images may include optional upgrades at an additional cost. Please ask for further details. Please speak to our Sales Executives regarding the tenure of our new homes. 61680 / November 2025.





# The Densdale

3 BEDROOM HOME, TOTAL 1,390 sq. ft. / 129.1 sq. m.



## GROUND FLOOR

### Kitchen/Dining Area

5.02m × 3.32m 16'6" × 10'11"

### Study

3.10m × 2.83m 10'2" × 9'4"



## FIRST FLOOR

### Living Room

5.02m × 3.32m 16'6" × 10'11"

### Bedroom 1

5.02m × 3.07m 16'6" × 10'1"



## SECOND FLOOR

### Bedroom 2

4.40m × 3.35m 14'5" × 11'0"

### Bedroom 3

4.40m × 3.11m 14'5" × 10'3"



[View development](#)



[View our current availability](#)

The floor plans depict a typical layout of this house type. For exact plot specification, details of external and internal finishes, dimensions and floor plan differences consult your Sales Executive. The sq ft/ sq m stated is the net sales area described in the RICS Code of Measurement 6th Edition. It is the area of the building measured to the plaster finish of the perimeter walls at each floor level. The measurement includes internal walls, service boxings and voids over stairs. It excludes internal garages and areas with less than 1.5m headroom. All dimensions are + or - 50mm and floor plans are not shown to scale. The kitchen layout and furniture positions are for indicative purposes only. The computer generated image is for illustrative purposes only and it is from an imaginary viewpoint within an open space area. Its purpose is to give a feel for the development, not an accurate description of each property. The illustration shows a typical Taylor Wimpey home of this type, but there are, however, variances from site to site. External materials, finishes, landscaping and the position of garages (where provided) may vary throughout the development. Properties may also be built handed (mirror image). Images may include optional upgrades at an additional cost. Please ask for further details. Please speak to our Sales Executives regarding the tenure of our new homes. 61680 / November 2025.





# The Colford

4 BEDROOM HOME, TOTAL 1,252 sq. ft. / 116.3 sq. m.



## GROUND FLOOR

### Kitchen/ Dining Area

6.53m x 3.61m      21'5" x 11'10"

### Living Room

4.35m x 3.50m      14'4" x 11'6"



## FIRST FLOOR

### Bedroom 1

3.51m x 3.40m      11'6" x 11'2"

### Bedroom 2

3.16m x 2.93m      10'4" x 9'8"

### Bedroom 3

3.04m x 2.46m      10'0" x 8'1"

### Bedroom 4

3.51m x 2.13m      11'6" x 7'0"



[Discover more about this home](#)



[View our current availability](#)

The floor plans depict a typical layout of this house type. For exact plot specification, details of external and internal finishes, dimensions and floor plan differences consult your Sales Executive. The sq ft/ sq m stated is the net sales area described in the RICS Code of Measurement 6th Edition. It is the area of the building measured to the plaster finish of the perimeter walls at each floor level. The measurement includes internal walls, service boxings and voids over stairs. It excludes internal garages and areas with less than 1.5m headroom. All dimensions are + or - 50mm and floor plans are not shown to scale. The kitchen layout and furniture positions are for indicative purposes only. The computer generated image is for illustrative purposes only and it is from an imaginary viewpoint within an open space area. Its purpose is to give a feel for the development, not an accurate description of each property. The illustration shows a typical Taylor Wimpey home of this type, but there are, however, variances from site to site. External materials, finishes, landscaping and the position of garages (where provided) may vary throughout the development. Properties may also be built handed (mirror image). Images may include optional upgrades at an additional cost. Please ask for further details. Please speak to our Sales Executives regarding the tenure of our new homes. 61680 / November 2025.



# The Plumdale

4 BEDROOM HOME, TOTAL 1,252 sq. ft. / 116.3 sq. m.



## GROUND FLOOR

### Kitchen/Dining Area

6.53m × 3.29m      21'5" × 10'10"

### Study/Living Room

6.53m × 3.25m      21'5" × 10'8"



## FIRST FLOOR

### Bedroom 1

3.63m × 3.40m      11'11" × 11'2"

### Bedroom 2

3.31m × 3.01m      10'10" × 9'11"

### Bedroom 3

3.44m × 2.19m      11'4" × 7'2"

### Bedroom 4

3.05m × 2.17m      10'0" × 7'1"



**Discover more about this home**



**View our current availability**

The floor plans depict a typical layout of this house type. For exact plot specification, details of external and internal finishes, dimensions and floor plan differences consult your Sales Executive. The sq ft/ sq m stated is the net sales area described in the RICS Code of Measurement 6th Edition. It is the area of the building measured to the plaster finish of the perimeter walls at each floor level. The measurement includes internal walls, service boxings and voids over stairs. It excludes internal garages and areas with less than 1.5m headroom. All dimensions are + or - 50mm and floor plans are not shown to scale. The kitchen layout and furniture positions are for indicative purposes only. The computer generated image is for illustrative purposes only and it is from an imaginary viewpoint within an open space area. Its purpose is to give a feel for the development, not an accurate description of each property. The illustration shows a typical Taylor Wimpey home of this type, but there are, however, variances from site to site. External materials, finishes, landscaping and the position of garages (where provided) may vary throughout the development. Properties may also be built handed (mirror image). Images may include optional upgrades at an additional cost. Please ask for further details. Please speak to our Sales Executives regarding the tenure of our new homes. 61680 / November 2025.





# The Fentdale

4 BEDROOM HOME, TOTAL 1,491 sq. ft. / 138.6 sq. m.



## GROUND FLOOR

### Kitchen/Dining Area

5.38m × 3.22m      17'8" × 10'7"

### Study

3.19m × 3.18m      10'6" × 10'5"



## FIRST FLOOR

### Living Room

5.38m × 3.22m      17'8" × 10'7"

### Bedroom 3

3.17m × 2.62m      10'5" × 8'7"

### Bedroom 4

3.17m × 2.67m      10'5" × 8'9"



## SECOND FLOOR

### Bedroom 1

3.26m × 3.16m      10'5" × 10'9"

### Bedroom 2

4.72m × 3.20m      15'6" × 10'6"



[View development](#)



[View our current availability](#)

The floor plans depict a typical layout of this house type. For exact plot specification, details of external and internal finishes, dimensions and floor plan differences consult your Sales Executive. The sq ft/ sq m stated is the net sales area described in the RICS Code of Measurement 6th Edition. It is the area of the building measured to the plaster finish of the perimeter walls at each floor level. The measurement includes internal walls, service boxings and voids over stairs. It excludes internal garages and areas with less than 1.5m headroom. All dimensions are + or - 50mm and floor plans are not shown to scale. The kitchen layout and furniture positions are for indicative purposes only. The computer generated image is for illustrative purposes only and it is from an imaginary viewpoint within an open space area. Its purpose is to give a feel for the development, not an accurate description of each property. The illustration shows a typical Taylor Wimpey home of this type, but there are, however, variances from site to site. External materials, finishes, landscaping and the position of garages (where provided) may vary throughout the development. Properties may also be built handed (mirror image). Images may include optional upgrades at an additional cost. Please ask for further details. Please speak to our Sales Executives regarding the tenure of our new homes. 61680 / November 2025.





# The Aireton

5 BEDROOM HOME, TOTAL 1,672 sq. ft. / 155.3 sq. m.



## GROUND FLOOR

### Kitchen

3.51m × 3.21m 11'6" × 10'6"

### Family/Dining Area

4.67m × 3.17m 15'4" × 10'5"

### Living Area

3.80m × 3.14m 12'6" × 10'4"

### Study

2.46m × 1.90m 8'1" × 6'3"



## FIRST FLOOR

### Bedroom 1

5.36m × 3.14m 17'7" × 10'4"

### Bedroom 3

3.93m × 2.32m 12'11" × 7'8"

### Bedroom 5

3.41m × 2.28m 11'2" × 7'6"



## SECOND FLOOR

### Bedroom 2

4.48m × 3.15m 14'9" × 10'5"

### Bedroom 4

3.44m × 2.14m 11'3" × 7'0"



Discover more about this home



View our current availability

\*Plot specific windows. The floor plans depict a typical layout of this house type. For exact plot specification, details of external and internal finishes, dimensions and floor plan differences consult your Sales Executive. The sq ft/ sq m stated is the net sales area described in the RICS Code of Measurement 6th Edition. It is the area of the building measured to the plaster finish of the perimeter walls at each floor level. The measurement includes internal walls, service boxings and voids over stairs. It excludes internal garages and areas with less than 1.5m headroom. All dimensions are + or - 50mm and floor plans are not shown to scale. The kitchen layout and furniture positions are for indicative purposes only. The computer generated image is for illustrative purposes only and it is from an imaginary viewpoint within an open space area. Its purpose is to give a feel for the development, not an accurate description of each property. The illustration shows a typical Taylor Wimpey home of this type, but there are, however, variances from site to site. External materials, finishes, landscaping and the position of garages (where provided) may vary throughout the development. Properties may also be built handed (mirror image). Images may include optional upgrades at an additional cost. Please ask for further details. Please speak to our Sales Executives regarding the tenure of our new homes. 61680 / November 2025.

# Ways to buy

---

Everyone knows buying a new home is an exciting time. But it can be a stressful one too, which is why our Sales Executives and Customer Relations Managers are there to help every step of the way, from your initial enquiry right through to opening the front door of your new home for the first time.



## First-time buyer?

---

→ Here's how we can help

## Existing home owner?

---

→ Here's how we can help



Please speak to your Sales Executive for further details.

# Take your next step



Find your dream home  
on our website.



**Book an  
appointment to  
view our show homes.**



Take a virtual tour of  
our homes from the  
comfort of your sofa.



Have your questions  
answered by calling  
our Sales Executives on  
**01279 743 490.**



Find out how we can  
get you moving with  
our buying schemes.



**Book an appointment**



**How to buy a home**



**STORTFORD FIELDS 1 BALDWIN WAY, NEWLAND AVENUE,  
BISHOP'S STORTFORD, HERTFORDSHIRE, CM23 2JN**

**CONTACT US ON 01279 743 490**

**Taylor  
Wimpey**