

Stortford Fields

BISHOP'S STORTFORD, HERTFORDSHIRE

A beautiful collection of one and two bedroom apartments,
and three, four and five bedroom homes in the market
town of Bishop's Stortford, Hertfordshire.


Taylor
Wimpey

Contents

→ **Welcome to Stortford Fields**



→ **Personalise your home**



→ **Included as standard**




→ **Our homes**



→ **Ways to buy**



→ **Take your next step**



Welcome to Stortford Fields

Located in the historic market town of Bishop's Stortford, Stortford Fields is the perfect place to call home.

A stunning collection of homes, debuting a range of designs, blend local character features with modern living spaces and are designed to maximise energy efficiency.



[→ View the site plan](#)

Love town life

Stortford Fields offers the best of both worlds, where tranquil small-town living and urban convenience collide.

Explore the historic town centre, equipping you with essentials needed for everyday living, enjoy a stroll along the River Stort or relax in one of the many green spaces.

Excellent for commuters, Bishop's Stortford offers direct connections to the capital and major road networks.

Local countryside



Wollaton Hall



Rural village of Upper Lighthorne



Personalise your home

A new Taylor Wimpey home is a blank canvas, ready for you to put your stamp on even before you move in. You can choose from a range of high quality options for your kitchen, bedroom and bathroom to suit your taste – and all from the comfort of your sofa. We offer dark and light kitchen units and patterned or plain tiles for your bathroom, so whatever your preferred style we've got you covered.

Using our innovative Options Online tool, you can visualise your new home room-by-room and customise each as you go. You can also choose your options with the help of your Sales Executive if you'd prefer.

Our customers have created some fantastic spaces in their homes and you can get inspiration from their choices by following us on Instagram. You can also check out a host of interior design tips on our website.



Options availability is subject to build stage of plots and options won't be available if plots have reached a certain build stage. Please contact the Sales Executive for further information.

Included as standard

From the external features to the finishing touches, every detail of our homes is designed with our customers in mind.

While you'll have the choice to upgrade some of our standard offerings, all of our houses are fitted with a range of high-quality features at no extra cost to you.

You'll find a complete list of all items that come as standard in your house below.



Kitchens

All of our kitchens are fitted with beautiful units and worktops and you can choose your preferred style and colour to create your perfect cooking and entertaining space.

A range of accessories, including stylish splashbacks, give your kitchen a clean, contemporary finish. You'll get a modern, energy-efficient Zanussi oven with a built-in gas hob, integrated hood and an extractor fan.

Bathrooms, en suites* and shower rooms*

Modern white sanitaryware, including a toilet, basin and bath with chrome Ideal Standard taps, give your main bathroom a clean look. The same sanitaryware is fitted in en suites and shower rooms which also benefit from an Aqualisa shower and glass enclosure. For a distinct look, we offer a varied range of Porcelanosa ceramic wall tiles for you to choose† from to make your bathroom and en suite stand out from the crowd.



Garden*

The outside of your home is just as carefully considered as the inside. The back garden includes a slabbed area and your privacy is protected by a garden fence.



All of the specification listed is included in our houses as standard. For the specification included in our apartments, please see the separate apartment specification list. Standard specifications are correct at time of going to print, but are subject to change without notice. Please contact the Sales Executive for further information.
* = Where applicable. † = Options, upgrades and colour choices are available subject to stage of construction.

Specification of our houses

General	
Triple-glazed PVCu windows with multi-point locking	✓
Triple-glazed PVCu multi-point locking double doors†	✓
Multi-Locking GRP External Door	✓
PVCu fascia and soffit to suit external materials schedule	✓
White emulsion to walls	✓
Front outdoor light	✓
Double electric sockets throughout	✓
Chrome door furniture	✓
Decorative internal doors	✓
Flooring included throughout, from a selected range	✓
Combination / condensing gas boiler and heating system to radiators	✓
Kitchen	
'Symphony' kitchen with a selection of doors and worktop choices from our 'Standard Range'*	✓
1.5 bowl stainless steel sink	✓
Zanussi 'A Rated' built-in single oven	✓
Integrated cooker hood	✓
Zanussi 4 burner stainless steel gas hob	✓
Stainless steel splashback	✓
Living room	
TV socket	✓

✓ = Standard features * = Options, upgrades and colour choices are available subject to stage of construction † = Where applicable

All of the specification listed is included in our houses as standard. For the specification included in our apartments, please see the separate apartment specification list. Standard specifications are correct at time of going to print, but are subject to change without notice. Please contact the Sales Executive for further information.

Specification of our houses

Bathroom	
Roca white bathroom suite	✓
Ideal Standard Brassware	✓
Splashback tiles to basin, half-height tiles to boxed area, sanitaryware and behind	✓
Full height to bath area	✓
Thermostatic shower over bath	✓
En suite and shower room†	
Roca white bathroom suite	✓
Ideal Standard Brassware	✓
Full-height tiling to shower enclosure	✓
Splashback tiling to basin and full height tiling to shower enclosure	✓
Shower tray & 'Roman' chrome finish glass shower cubicle	✓
Thermostatic shower	✓
Gardens, paths and drives	
Turf to rear gardens	✓
Riven buff slabs (for area refer to Landscaping/External Works layout)	✓
Outside tap to the rear of the property†	✓
Fencing to garden (refer to Landscaping/External Works layout)	✓
Other features	
NHBC warranty against structural defects for a 10-year period following the date of build completion	✓
A range of optional upgrades are available subject to build stage	✓
Taylor Wimpey warranty for 2 years from date of legal completion	✓

✓ = Standard features * = Options, upgrades and colour choices are available subject to stage of construction † = Where applicable

All of the specification listed is included in our houses as standard. For the specification included in our apartments, please see the separate apartment specification list. Standard specifications are correct at time of going to print, but are subject to change without notice. Please contact the Sales Executive for further information.

Our homes

→ 2 bedroom homes



→ 3 bedroom homes




→ 4 bedroom homes



→ 5 bedroom homes



→ 1 & 2 bedroom apartments



→ [View the site plan](#)



The Mapleford

2 BEDROOM HOME, TOTAL 864 sq ft / 80.26m²



GROUND FLOOR

Kitchen

4.02m × 2.45m 13'2" × 8'0"

Living/Dining Area

4.79m × 4.51m 15'9" × 14'10"



FIRST FLOOR

Bedroom 1

3.73m × 3.33m 12'3" × 10'11"

Bedroom 2

4.51m × 2.75m 14'1" × 9'0"



[Discover more about this home](#)



[View our current availability](#)

*Plot specific windows. The floor plans depict a typical layout of this house type. For exact plot specification, details of external and internal finishes, dimensions and floor plan differences consult your Sales Executive. All dimensions are + or - 50mm and floor plans are not shown to scale. The kitchen layout and furniture positions are for indicative purposes only. The computer generated image is for illustrative purposes only and it is from an imaginary viewpoint within an open space area. Its purpose is to give a feel for the development, not an accurate description of each property. The illustration shows a typical Taylor Wimpey home of this type, but there are, however, variances from site to site. External materials, finishes, landscaping and the position of garages (where provided) may vary throughout the development. Properties may also be built handed (mirror image). Images may include optional upgrades at an additional cost. Please ask for further details. Please speak to our Sales Executives regarding the tenure of our new homes. 54785/July 2023.



The Edale

2 BEDROOM HOME, TOTAL 720 sq ft / 66.90m²



GROUND FLOOR



FIRST FLOOR

Kitchen/Living/Dining Area	
5.35m × 3.80m	17'7" × 12'6"
Bedroom 1	
3.85m × 3.17m	12'7" × 10'5"
Bedroom 2	
3.02m × 2.46m	9'11" × 8'1"

[→ Discover more about this home](#)

[→ View our current availability](#)

The floor plans depict a typical layout of this house type. For exact plot specification, details of external and internal finishes, dimensions and floor plan differences consult your Sales Executive. All dimensions are + or - 50mm and floor plans are not shown to scale. The kitchen layout and furniture positions are for indicative purposes only. The computer generated image is for illustrative purposes only and it is from an imaginary viewpoint within an open space area. Its purpose is to give a feel for the development, not an accurate description of each property. The illustration shows a typical Taylor Wimpey home of this type, but there are, however, variances from site to site. External materials, finishes, landscaping and the position of garages (where provided) may vary throughout the development. Properties may also be built handed (mirror image). Images may include optional upgrades at an additional cost. Please ask for further details. Please speak to our Sales Executives regarding the tenure of our new homes. 54785/July 2023.



The Keeford

3 BEDROOM HOME, TOTAL 1,021 sq ft / 94.84m²



GROUND FLOOR

Kitchen/Dining Area

5.41m × 2.75m 17'9" × 9'0"

Living Room

3.81m × 3.23m 16'6" × 10'10"



FIRST FLOOR

Bedroom 1

3.19m × 2.80m 10'6" × 9'2"

Bedroom 2

3.30m × 3.14m 10'10" × 10'3"

Bedroom 3

2.98m × 2.54m 9'9" × 8'4"



[Discover more about this home](#)



[View our current availability](#)

The floor plans depict a typical layout of this house type. For exact plot specification, details of external and internal finishes, dimensions and floor plan differences consult your Sales Executive. All dimensions are + or - 50mm and floor plans are not shown to scale. The kitchen layout and furniture positions are for indicative purposes only. The computer generated image is for illustrative purposes only and it is from an imaginary viewpoint within an open space area. Its purpose is to give a feel for the development, not an accurate description of each property. The illustration shows a typical Taylor Wimpey home of this type, but there are, however, variances from site to site. External materials, finishes, landscaping and the position of garages (where provided) may vary throughout the development. Properties may also be built handed (mirror image). Images may include optional upgrades at an additional cost. Please ask for further details. Please speak to our Sales Executives regarding the tenure of our new homes. 54785/July 2023.



The Harrton

3 BEDROOM HOME, TOTAL 1,140 sq ft / 105.93m²



GROUND FLOOR

Kitchen

3.37m × 3.18m 11'1" × 10'5"

Living/Dining Area

4.40m × 4.10m 14'5" × 13'5"



FIRST FLOOR

Bedroom 2

4.39m × 3.18m 14'5" × 10'5"

Bedroom 3

3.32m × 2.42m 10'11" × 7'11"



SECOND FLOOR

Bedroom 1

3.35m × 3.43m 11'3" × 11'0"



[Discover more about this home](#)



[View our current availability](#)

*Plot specific windows. The floor plans depict a typical layout of this house type. For exact plot specification, details of external and internal finishes, dimensions and floor plan differences consult your Sales Executive. All dimensions are + or - 50mm and floor plans are not shown to scale. The kitchen layout and furniture positions are for indicative purposes only. The computer generated image is for illustrative purposes only and it is from an imaginary viewpoint within an open space area. Its purpose is to give a feel for the development, not an accurate description of each property. The illustration shows a typical Taylor Wimpey home of this type, but there are, however, variances from site to site. External materials, finishes, landscaping and the position of garages (where provided) may vary throughout the development. Properties may also be built handed (mirror image). Images may include optional upgrades at an additional cost. Please ask for further details. Please speak to our Sales Executives regarding the tenure of our new homes. 54785/July 2023.



The Owlton

3 BEDROOM HOME, TOTAL 1,225 sq ft / 113.82m²



GROUND FLOOR

Kitchen
4.84m x 2.54 15'9" x 7'7"

Living/Dining Area
4.73m x 3.63m 15'5" x 11'9"



FIRST FLOOR

Bedroom 2
4.73m x 3.20m 15'5" x 10'5"

Bedroom 3
3.37m x 2.63 11'0" x 8'6"



SECOND FLOOR

Bedroom 1
3.66m x 3.42m 12'0" x 11'3"

[→ Discover more about this home](#)

[→ View our current availability](#)

*Plot specific windows. The floor plans depict a typical layout of this house type. For exact plot specification, details of external and internal finishes, dimensions and floor plan differences consult your Sales Executive. All dimensions are + or - 50mm and floor plans are not shown to scale. The kitchen layout and furniture positions are for indicative purposes only. The computer generated image is for illustrative purposes only and it is from an imaginary viewpoint within an open space area. Its purpose is to give a feel for the development, not an accurate description of each property. The illustration shows a typical Taylor Wimpey home of this type, but there are, however, variances from site to site. External materials, finishes, landscaping and the position of garages (where provided) may vary throughout the development. Properties may also be built handed (mirror image). Images may include optional upgrades at an additional cost. Please ask for further details. Please speak to our Sales Executives regarding the tenure of our new homes. 54785/July 2023.



The Aynesdale

3 BEDROOM HOME, TOTAL 1,058 sq ft / 98.27m²



GROUND FLOOR

Kitchen

5.52m x 3.21m 18'1" x 10'6"

Living Room/Study Area

5.52m x 3.20m 18'1" x 10'6"



FIRST FLOOR

Bedroom 1

3.41m x 2.76m 11'2" x 9'1"

Bedroom 2

3.27m x 3.23m 10'9" x 10'7"

Bedroom 3

2.82m x 2.68m 9'3" x 8'10"



[Discover more about this home](#)



[View our current availability](#)

*Plot specific windows. The floor plans depict a typical layout of this house type. For exact plot specification, details of external and internal finishes, dimensions and floor plan differences consult your Sales Executive. All dimensions are + or - 50mm and floor plans are not shown to scale. The kitchen layout and furniture positions are for indicative purposes only. The computer generated image is for illustrative purposes only and it is from an imaginary viewpoint within an open space area. Its purpose is to give a feel for the development, not an accurate description of each property. The illustration shows a typical Taylor Wimpey home of this type, but there are, however, variances from site to site. External materials, finishes, landscaping and the position of garages (where provided) may vary throughout the development. Properties may also be built handed (mirror image). Images may include optional upgrades at an additional cost. Please ask for further details. Please speak to our Sales Executives regarding the tenure of our new homes. 54785/July 2023.



The Trelton

4 BEDROOM HOME, TOTAL 1,260 sq ft / 117.11m²



GROUND FLOOR

Kitchen

3.21m x 2.85m 10'6" x 9'4"

Living/Dining Area

4.96m x 3.37m 16'3" x 11'1"



FIRST FLOOR

Bedroom 2

4.69m x 3.44m 15'5" x 11'3"

Bedroom 3

3.06m x 2.81m 10'0" x 9'3"



SECOND FLOOR

Bedroom 1

3.89m x 2.76m 12'10" x 9'1"

Bedroom 4

3.11m x 2.54m 10'2" x 8'4"



[Discover more about this home](#)



[View our current availability](#)

*Plot specific windows. The floor plans depict a typical layout of this house type. For exact plot specification, details of external and internal finishes, dimensions and floor plan differences consult your Sales Executive. All dimensions are + or - 50mm and floor plans are not shown to scale. The kitchen layout and furniture positions are for indicative purposes only. The computer generated image is for illustrative purposes only and it is from an imaginary viewpoint within an open space area. Its purpose is to give a feel for the development, not an accurate description of each property. The illustration shows a typical Taylor Wimpey home of this type, but there are, however, variances from site to site. External materials, finishes, landscaping and the position of garages (where provided) may vary throughout the development. Properties may also be built handed (mirror image). Images may include optional upgrades at an additional cost. Please ask for further details. Please speak to our Sales Executives regarding the tenure of our new homes. 54785/July 2023.



The Elterham

4 BEDROOM HOME, TOTAL 1,756 sq ft / 163.16m²



GROUND FLOOR

Kitchen

4.21m × 3.00m 13'10" × 9'10"

Family/Dining Area

6.23m × 3.28m 20'5" × 10'9"

Living Room

4.20m × 3.61m 13'9" × 11'10"

Garage

6.00m × 3.27m 19'8" × 10'9"



FIRST FLOOR

Bedroom 1

4.46m × 3.78m 14'8" × 12'5"

Bedroom 2

4.64m × 3.78m 15'3" × 12'5"

Bedroom 3

3.60m × 3.59m 11'10" × 11'9"

Bedroom 4

3.40m × 3.36m 11'2" × 11'0"



[Discover more about this home](#)



[View our current availability](#)

The floor plans depict a typical layout of this house type. For exact plot specification, details of external and internal finishes, dimensions and floor plan differences consult your Sales Executive. All dimensions are + or - 50mm and floor plans are not shown to scale. The kitchen layout and furniture positions are for indicative purposes only. The computer generated image is for illustrative purposes only and it is from an imaginary viewpoint within an open space area. Its purpose is to give a feel for the development, not an accurate description of each property. The illustration shows a typical Taylor Wimpey home of this type, but there are, however, variances from site to site. External materials, finishes, landscaping and the position of garages (where provided) may vary throughout the development. Properties may also be built handed (mirror image). Images may include optional upgrades at an additional cost. Please ask for further details. Please speak to our Sales Executives regarding the tenure of our new homes. 54785/July 2023.



The Plumdale

4 BEDROOM HOME, TOTAL 1,252 sq ft / 116.29m²



GROUND FLOOR

Kitchen/Dining Area

6.53m × 3.29m 21'5" × 10'10"

Study/Living Room

6.53m × 3.25m 21'5" × 10'8"



FIRST FLOOR

Bedroom 1

3.63m × 3.40m 11'11" × 11'2"

Bedroom 2

3.31m × 3.01m 10'10" × 9'11"

Bedroom 3

3.44m × 2.19m 11'4" × 7'2"

Bedroom 4

3.05m × 2.17m 10'0" × 7'1"



[Discover more about this home](#)



[View our current availability](#)

The floor plans depict a typical layout of this house type. For exact plot specification, details of external and internal finishes, dimensions and floor plan differences consult your Sales Executive. All dimensions are + or - 50mm and floor plans are not shown to scale. The kitchen layout and furniture positions are for indicative purposes only. The computer generated image is for illustrative purposes only and it is from an imaginary viewpoint within an open space area. Its purpose is to give a feel for the development, not an accurate description of each property. The illustration shows a typical Taylor Wimpey home of this type, but there are, however, variances from site to site. External materials, finishes, landscaping and the position of garages (where provided) may vary throughout the development. Properties may also be built handed (mirror image). Images may include optional upgrades at an additional cost. Please ask for further details. Please speak to our Sales Executives regarding the tenure of our new homes. 54785/July 2023.



The Aireton

5 BEDROOM HOME, TOTAL 1,627 sq ft / 155.30m²



GROUND FLOOR

Kitchen	3.51m × 3.21m	11'6" × 10'6"
Family/Dining Area	4.67m × 3.17m	15'4" × 10'5"
Living Area	3.80m × 3.14m	12'6" × 10'4"
Study	2.46m × 1.90m	8'1" × 6'3"



FIRST FLOOR

Bedroom 1	5.36m × 3.14m	17'7" × 10'4"
Bedroom 3	3.93m × 2.32m	12'11" × 7'8"
Bedroom 5	3.41m × 2.28m	11'2" × 7'6"



SECOND FLOOR

Bedroom 2	4.48m × 3.15m	14'9" × 10'5"
Bedroom 4	3.44m × 2.14	11'3" × 7'0"



[Discover more about this home](#)



[View our current availability](#)

*Plot specific windows. The floor plans depict a typical layout of this house type. For exact plot specification, details of external and internal finishes, dimensions and floor plan differences consult your Sales Executive. All dimensions are + or - 50mm and floor plans are not shown to scale. The kitchen layout and furniture positions are for indicative purposes only. The computer generated image is for illustrative purposes only and it is from an imaginary viewpoint within an open space area. Its purpose is to give a feel for the development, not an accurate description of each property. The illustration shows a typical Taylor Wimpey home of this type, but there are, however, variances from site to site. External materials, finishes, landscaping and the position of garages (where provided) may vary throughout the development. Properties may also be built handed (mirror image). Images may include optional upgrades at an additional cost. Please ask for further details. Please speak to our Sales Executives regarding the tenure of our new homes. 54785/July 2023.



The Dunnerton

5 BEDROOM HOME, TOTAL 1,959 sq ft / 182.04m²



GROUND FLOOR

Kitchen	4.29m × 3.25m	14'1" × 10'8"
Dining Room	3.25m × 3.14m	10'8" × 10'4"
Living Room	4.96m × 3.23m	16'3" × 10'7"
Study	3.24m × 2.47m	10'7" × 8'1"

FIRST FLOOR

Bedroom 2	3.82m × 3.29m	12'6" × 10'9"
Bedroom 3	3.64m × 3.23m	11'11" × 10'9"
Bedroom 4	3.28m × 2.81m	10'9" × 9'3"
Bedroom 5	3.92m × 2.38m	12'10" × 7'10"

SECOND FLOOR

Bedroom 1	4.84m × 4.52m	15'11" × 14'10"
------------------	---------------	-----------------

[→ Discover more about this home](#)

[→ View our current availability](#)

The floor plans depict a typical layout of this house type. For exact plot specification, details of external and internal finishes, dimensions and floor plan differences consult your Sales Executive. All dimensions are + or - 50mm and floor plans are not shown to scale. The kitchen layout and furniture positions are for indicative purposes only. The computer generated image is for illustrative purposes only and it is from an imaginary viewpoint within an open space area. Its purpose is to give a feel for the development, not an accurate description of each property. The illustration shows a typical Taylor Wimpey home of this type, but there are, however, variances from site to site. External materials, finishes, landscaping and the position of garages (where provided) may vary throughout the development. Properties may also be built handed (mirror image). Images may include optional upgrades at an additional cost. Please ask for further details. Please speak to our Sales Executives regarding the tenure of our new homes. 54785/July 2023.



Marine House

1 & 2 BEDROOM APARTMENTS



PLOTS 96, 100 & 104

Kitchen/Living/Dining Area

6.10m × 4.03m 20'0" × 13'2"

Bedroom 1

4.03m × 3.25m 13'2" × 10'6"

Total Area

548 sq ft 50.9m²



PLOT 94

Kitchen/Living/Dining Area

6.0m × 4.32m 19'6" × 14'1"

Bedroom 1

4.59m × 3.31m 15'0" × 10'9"

Total Area

574 sq ft 53.3m²



[Discover more about this home](#)



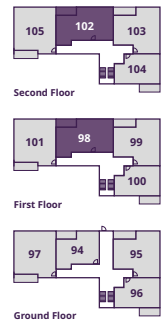
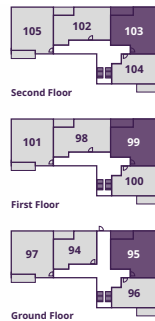
[View our current availability](#)

The floor plans depict a typical layout of this house type. For exact plot specification, details of external and internal finishes, dimensions and floor plan differences consult your Sales Executive. All dimensions are + or - 50mm and floor plans are not shown to scale. The kitchen layout and furniture positions are for indicative purposes only. The computer generated image is for illustrative purposes only and it is from an imaginary viewpoint within an open space area. Its purpose is to give a feel for the development, not an accurate description of each property. The illustration shows a typical Taylor Wimpey home of this type, but there are, however, variances from site to site. External materials, finishes, landscaping and the position of garages (where provided) may vary throughout the development. Properties may also be built handed (mirror image). Images may include optional upgrades at an additional cost. Please ask for further details. Please speak to our Sales Executives regarding the tenure of our new homes. 54785/July 2023.



Marine House

1 & 2 BEDROOM APARTMENTS



PLOTS 95, 99 & 103

Kitchen/Living/Dining Area

6.52m × 4.76m 21'4" × 15'6"

Bedroom 1

3.97m × 3.54m 13'0" × 11'6"

Total Area

777 sq ft 72.2m²

PLOTS 98 & 102

Kitchen/Living/Dining Area

5.2m × 4.31m 17'0" × 14'2"

Bedroom 1

4.45m × 3.45m 14'6" × 11'5"

Bedroom 2

3.35m × 3.14m 11'0" × 10'3"

Total Area

777 sq ft 72.2m²

[→ Discover more about this home](#)

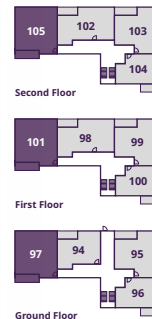
[→ View our current availability](#)

The floor plans depict a typical layout of this house type. For exact plot specification, details of external and internal finishes, dimensions and floor plan differences consult your Sales Executive. All dimensions are + or - 50mm and floor plans are not shown to scale. The kitchen layout and furniture positions are for indicative purposes only. The computer generated image is for illustrative purposes only and it is from an imaginary viewpoint within an open space area. Its purpose is to give a feel for the development, not an accurate description of each property. The illustration shows a typical Taylor Wimpey home of this type, but there are, however, variances from site to site. External materials, finishes, landscaping and the position of garages (where provided) may vary throughout the development. Properties may also be built handed (mirror image). Images may include optional upgrades at an additional cost. Please ask for further details. Please speak to our Sales Executives regarding the tenure of our new homes. 54785/July 2023.



Marine House

1 & 2 BEDROOM APARTMENTS



PLOTS 97, 101 & 105

Kitchen/Living/Dining Area

5.06m × 4.57m 16'6" × 15'0"

Bedroom 1

4.39m × 3.14m 14'4" × 10'3"

Bedroom 2

4.20m × 3.14m 13'8" × 10'3"

Total Area

807 sq ft 75m²

[→ Discover more about this home](#)

[→ View our current availability](#)

The floor plans depict a typical layout of this house type. For exact plot specification, details of external and internal finishes, dimensions and floor plan differences consult your Sales Executive. All dimensions are + or - 50mm and floor plans are not shown to scale. The kitchen layout and furniture positions are for indicative purposes only. The computer generated image is for illustrative purposes only and it is from an imaginary viewpoint within an open space area. Its purpose is to give a feel for the development, not an accurate description of each property. The illustration shows a typical Taylor Wimpey home of this type, but there are, however, variances from site to site. External materials, finishes, landscaping and the position of garages (where provided) may vary throughout the development. Properties may also be built handed (mirror image). Images may include optional upgrades at an additional cost. Please ask for further details. Please speak to our Sales Executives regarding the tenure of our new homes. 54785/July 2023.

Ways to buy

Everyone knows buying a new home is an exciting time. But it can be a stressful one too, which is why our Sales Executives and customer relations managers are there to help every step of the way, from your initial enquiry right through to opening the front door of your new home for the first time.



First time buyer?

→ Here's how we can help

Existing home owner?

→ Here's how we can help



Please speak to your Sales Executive for further details.

Take your next step



Find your dream home on our website.



Book an appointment to view our show homes.



Take a virtual tour of our homes from the comfort of your sofa.



Have your questions answered by calling our Sales Executives on **01279 743 490**.



Find out how we can get you moving with our buying schemes.



Book an appointment



How to buy a home



STORTFORD FIELDS Hadham Road, Bishops Stortford, Hertfordshire, CM23 2QB

CONTACT US ON 01279 743 490

Taylor Wimpey