



Aldbrough Gate

BOROUGHBRIDGE, YORK

Aldbrough Gate is a collection of 2 to 5 bedroom new homes in the idyllic town of Boroughbridge, close to beautiful Harrogate.


Taylor
Wimpey

Contents

→ **Welcome to
Aldbrough Gate**



→ **Personalise
your home**



→ **Included
as standard**




→ **Our homes**



→ **Ways to buy**



→ **Take your
next step**



Welcome to Aldborough Gate

A warm welcome to Aldborough Gate.

A collection of exclusive 2 to 5 bedroom homes in the idyllic town of Boroughbridge, close to beautiful Harrogate.



[→ View the site plan](#)

Life in Boroughbridge

Combining the scenic surroundings of Boroughbridge and the day-to-day amenities of Harrogate offers homeowners the best of both worlds. The town has a thriving high street, peppered with cafes, shops, pubs and restaurants.

With rugged hills of the Yorkshire Dales and the canal and River Ure offering the perfect place for picnics and walks with loved ones.

Local countryside



North York Moors National Park



Country village



[Watch development video](#)



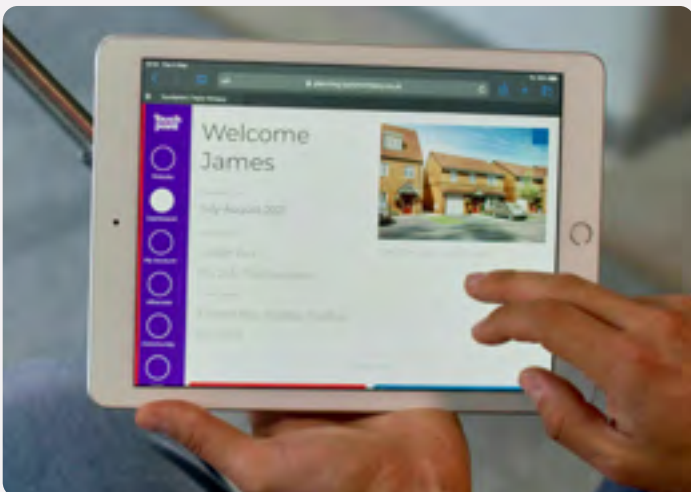
Personalise your home

A new Taylor Wimpey home is a blank canvas, ready for you to put your stamp on even before you move in. You can choose from a range of high quality options for your kitchen, bedroom and bathroom to suit your taste – and all from the comfort of your sofa. We offer dark and light kitchen units and patterned or plain tiles for your bathroom, so whatever your preferred style we've got you covered.

Using our innovative Options Online tool, you can visualise your new home room-by-room and customise each as you go. You can also choose your options with the help of your Sales Executive if you'd prefer.

Our customers have created some fantastic spaces in their homes and you can get inspiration from their choices by following us on Instagram. You can also check out a host of interior design tips on our website.

[→ Find out more](#)



Options availability is subject to build stage of plots and options won't be available if plots have reached a certain build stage. Please contact the Sales Executive for further information.

Included as standard

From the external features to the finishing touches, every detail of our homes is designed with our customers in mind.

While you'll have the choice to upgrade some of our standard offerings, all of our houses are fitted with a range of high quality features at no extra cost to you.

You'll find a complete list of all items that come as standard in your house below.



Kitchens

All of our kitchens are fitted with beautiful units and worktops and you can choose your preferred style and colour to create your perfect cooking and entertaining space.

A range of accessories including stylish splashbacks, a stainless steel sink and Zeno Taps, and lighting gives your kitchen a clean, contemporary finish. You'll get a modern, energy efficient Zanussi oven with built-in gas hob and integrated hood and extractor fan too.

Utility rooms[†]

Units will be fitted to match your chosen kitchen style, complete with a stainless steel sink and Zeno Taps. If your home has a toilet in the utility room, we'll fit a contemporary white basin and toilet for a sleek finish.



Bathrooms, en suites and shower rooms

Modern white sanitaryware, including toilet, basin and bath with chrome Ideal Standard taps give your main bathroom a clean look. The same sanitaryware is fitted in en suites and shower rooms which also benefit from an Aqualisa shower and glass enclosure. For a distinct look, we offer a varied range of Porcelanosa ceramic wall tiles for you to choose from to make your bathroom and en suite stand out from the crowd.



Garden[†]

The outside of your home is just as carefully considered as the inside. You'll get a fully turfed and landscaped front garden – including plants. The back garden includes a slabbed area and your privacy is protected by a garden fence.



All of the specification listed is included in our houses as standard. For the specification included in our apartments, please see the separate apartment specification list. Standard specifications are correct at time of going to print, but are subject to change without notice. Please contact the Sales Executive for further information. † = Where applicable.

Specification of our houses

General	
Traditional construction with insulated ground floor, cavity walls and roof space	✓
Kitchens	
Fitted kitchen with choice of door fronts including under counter lighting*	✓
Choice of laminate finished worktops and worktop upstands	✓
Stainless steel sink and drainer with chrome finish mixer tap	✓
Stainless steel splashback to rear of hob	✓
Single or double electric oven and gas hob (stainless steel finish)**	✓
Integrated extractor hood	✓
Plumbing for built-in dishwasher & washing machine	✓
Space for tall fridge freezer housing unit	✓
Kitchen under unit lighting	✓
Double socket with USB port to kitchen	✓
Bathrooms, en suites, utility and cloakrooms	
Contemporary white sanitaryware	✓
Chrome finish to bath & basin taps and fittings	✓
Thermostatic shower to en-suite†	✓
Choice of glazed tiles to designated wall areas from selected range*	✓
Entrance doors & windows	
White PVCu windows, French doors† c/w double glazed units & security locks	✓
Security enhanced GRP composite front entrance doors	✓
Central heating/hot water system	
Fully programmable gas fired combination boiler providing central heating & hot water**	✓
Fully programmable gas fired heat-only boiler & unvented hot water storage cylinder**	✓
White steel radiators c/w thermostatic valves to habitable areas	✓
Decentralised continuous ventilation system serving wet areas & kitchen	✓
Power, lighting, TV & communications	
White electrical power sockets and switches throughout to NHBC requirement	✓
Ceiling pendant or batten lighting c/w energy efficient light fittings	✓
Master telephone socket with extension socket	✓
TV co-axial socket with extension socket (Does not include digital TV aerial)	✓

✓ = Standard features * = Options, upgrades and colour choices are available subject to stage of construction
 ** = Dependant on house style - please refer to your Sales Executive. † = Where applicable

All of the specification listed is included in our houses as standard. For the specification included in our apartments, please see the separate apartment specification list. Standard specifications are correct at time of going to print, but are subject to change without notice. Please contact the Sales Executive for further information.

Specification of our houses

Power, lighting, TV & communications	
Siren alert smoke detectors fitted (mains electric with battery back up)	✓
Power and light to garage†	✓
Electric vehicle charging point	✓
Internal features	
White matt emulsion to all walls	✓
Ceilings finished with matt white emulsion	✓
White gloss paint to all woodwork	✓
MDF skirting and architrave	✓
Newark internal doors	✓
Chrome lever door handles	✓
MDF window boards	✓
Wardrobes to Bedroom 1**	✓
External features	
For details of brick, render and tile types please refer to external material schedule	✓
External light fitting to front entrance & rear of property	✓
PVCu rainwater gutters & down pipes	✓
PVCu soffit and fascia trims to roofline	✓
External access meter cupboards for gas and electricity	✓
Front garden turfed or shrub planted (season permitting)†	✓
Vertical high board fencing to rear garden†	✓
Driveways finished in Tarmac or block paving†	✓
External tap	✓
NHBC 10-year warranty	
NHBC 10 year Build Mark policy	✓
Taylor Wimpey warranty for 2 years from date of Legal Completion	✓

[→ Find out more](#)

✓ = Standard features * = Options, upgrades and colour choices are available subject to stage of construction
 ** = Dependant on house style - please refer to your Sales Executive. † = Where applicable

All of the specification listed is included in our houses as standard. For the specification included in our apartments, please see the separate apartment specification list. Standard specifications are correct at time of going to print, but are subject to change without notice. Please contact the Sales Executive for further information.

Our homes

→ 2 bedroom homes



→ 3 bedroom homes



→ 4 bedroom homes



→ 5 bedroom homes



→ [View the site plan](#)



The Canford

2 BEDROOM HOME, TOTAL 689 sq ft / 64m²



GROUND FLOOR

Lounge/Dining max.

3.98m × 4.73m 13' 1" × 15' 6"

Kitchen

1.85m × 3.02m 6' 1" × 9' 11"



FIRST FLOOR

Bedroom 1 min.

3.08m × 3.98m 10' 1" × 13' 1"

Bedroom 2 max.

2.56m × 3.98m 8' 5" × 13' 1"

[→ Discover more about this home](#)

[→ View our current availability](#)

*Plot specific windows. The floor plans depict a typical layout of this house type. For exact plot specification, details of external and internal finishes, dimensions and floor plan differences consult your sales executive. All dimensions are + or - 50mm and floor plans are not shown to scale. The kitchen layout and furniture positions are for indicative purposes only. The computer generated image is for illustrative purposes only and it is from an imaginary viewpoint within an open space area. Its purpose is to give a feel for the development, not an accurate description of each property. The illustration shows a typical Taylor Wimpey home of this type, but there are, however, variances from site to site. External materials, finishes, landscaping and the position of garages (where provided) may vary throughout the development. Properties may also be built handed (mirror image). Images may include optional upgrades at an additional cost. Please ask for further details. 73030 / May 2023.



The Tildale

3 BEDROOM HOME, TOTAL 1,128 sq ft / 104.8m²



GROUND FLOOR

Lounge

5.36m × 3.60m 17' 7" × 11' 10"

Kitchen/Dining

4.74m × 3.60m 15' 7" × 11' 10"



FIRST FLOOR

Bedroom 1 min.

3.60m × 3.41m 11' 10" × 11' 2"

Bedroom 2 min.

3.60m × 2.63m 11' 10" × 8' 8"

Bedroom 3

2.64m × 2.25m 8' 8" × 7' 5"

[→ View development](#)

[→ View our current availability](#)

*Plot specific windows. The floor plans depict a typical layout of this house type. For exact plot specification, details of external and internal finishes, dimensions and floor plan differences consult your sales executive. All dimensions are + or - 50mm and floor plans are not shown to scale. The kitchen layout and furniture positions are for indicative purposes only. The computer generated image is for illustrative purposes only and it is from an imaginary viewpoint within an open space area. Its purpose is to give a feel for the development, not an accurate description of each property. The illustration shows a typical Taylor Wimpey home of this type, but there are, however, variances from site to site. External materials, finishes, landscaping and the position of garages (where provided) may vary throughout the development. Properties may also be built handed (mirror image). Images may include optional upgrades at an additional cost. Please ask for further details. 73030 / May 2023.



The Gosford

3 BEDROOM HOME, TOTAL 866 sq ft / 80.5m²



GROUND FLOOR

Lounge max.

4.26m × 3.69m 14' 0" × 12' 1"

Kitchen/Dining

4.72m × 2.87m 15' 6" × 9' 5"



FIRST FLOOR

Bedroom 1 min.

2.96m × 2.83m 9' 9" × 9' 4"

Bedroom 2

3.30m × 2.63m 10' 10" × 8' 8"

Bedroom 3 max.

3.55m × 2.00m 11' 8" × 6' 7"

[→ Discover more about this home](#)

[→ View our current availability](#)

*Plot specific windows. The floor plans depict a typical layout of this house type. For exact plot specification, details of external and internal finishes, dimensions and floor plan differences consult your sales executive. All dimensions are + or - 50mm and floor plans are not shown to scale. The kitchen layout and furniture positions are for indicative purposes only. The computer generated image is for illustrative purposes only and it is from an imaginary viewpoint within an open space area. Its purpose is to give a feel for the development, not an accurate description of each property. The illustration shows a typical Taylor Wimpey home of this type, but there are, however, variances from site to site. External materials, finishes, landscaping and the position of garages (where provided) may vary throughout the development. Properties may also be built handed (mirror image). Images may include optional upgrades at an additional cost. Please ask for further details. 73030 / May 2023.



The Aldenham

3 BEDROOM HOME, TOTAL 967 sq ft / 89.8m²



GROUND FLOOR

Lounge max.

4.32m × 3.18m 14' 2" × 10' 5"

Kitchen

3.00m × 2.96m 9' 10" × 9' 9"

Dining

3.10m × 2.62m 10' 2" × 8' 7"



FIRST FLOOR

Bedroom 1 max.

3.17m × 4.10m 10' 5" × 13' 6"

Bedroom 2 max.

3.57m × 2.99m 11' 9" × 9' 10"

Bedroom 3 max.

2.68m × 2.99m 8' 9" × 9' 10"

[→ Discover more about this home](#)

[→ View our current availability](#)

*Plot specific windows. The floor plans depict a typical layout of this house type. For exact plot specification, details of external and internal finishes, dimensions and floor plan differences consult your sales executive. All dimensions are + or - 50mm and floor plans are not shown to scale. The kitchen layout and furniture positions are for indicative purposes only. The computer generated image is for illustrative purposes only and it is from an imaginary viewpoint within an open space area. Its purpose is to give a feel for the development, not an accurate description of each property. The illustration shows a typical Taylor Wimpey home of this type, but there are, however, variances from site to site. External materials, finishes, landscaping and the position of garages (where provided) may vary throughout the development. Properties may also be built handed (mirror image). Images may include optional upgrades at an additional cost. Please ask for further details. 73030 / May 2023.



The Midford

4 BEDROOM HOME, TOTAL 1,170 sq ft / 108.7m²



GROUND FLOOR

Lounge

3.62m x 4.49m 11' 11" x 14' 9"

Kitchen/Dining

5.71m x 3.38m 18' 9" x 11' 1"



FIRST FLOOR

Bedroom 1

3.27m x 3.61m 10' 9" x 11' 10"

Bedroom 2

2.81m x 3.53m 9' 3" x 11' 7"

Bedroom 3 min.

2.81m x 2.52m 9' 3" x 8' 3"

Bedroom 4

2.35m x 2.23m 7' 9" x 7' 4"

[→ Discover more about this home](#)

[→ View our current availability](#)

*Plot specific windows. The floor plans depict a typical layout of this house type. For exact plot specification, details of external and internal finishes, dimensions and floor plan differences consult your sales executive. All dimensions are + or - 50mm and floor plans are not shown to scale. The kitchen layout and furniture positions are for indicative purposes only. The computer generated image is for illustrative purposes only and it is from an imaginary viewpoint within an open space area. Its purpose is to give a feel for the development, not an accurate description of each property. The illustration shows a typical Taylor Wimpey home of this type, but there are, however, variances from site to site. External materials, finishes, landscaping and the position of garages (where provided) may vary throughout the development. Properties may also be built handed (mirror image). Images may include optional upgrades at an additional cost. Please ask for further details. 73030 / May 2023.



The Downham

4 BEDROOM HOME, TOTAL 1,244 sq ft / 115.5m²



GROUND FLOOR

Lounge max.

5.27m × 3.18m 17' 4" × 10' 5"

Kitchen/Dining

7.94m × 2.98m 26' 1" × 9' 10"



FIRST FLOOR

Bedroom 1

4.30m × 3.03m 14' 1" × 10' 0"

Bedroom 2 max.

3.51m × 3.28m 11' 6" × 10' 9"

Bedroom 3

3.55m × 3.03m 11' 8" × 10' 0"

Bedroom 4

2.62m × 2.53m 8' 7" × 8' 4"

[→ Discover more about this home](#)

[→ View our current availability](#)

*Plot specific windows. The floor plans depict a typical layout of this house type. For exact plot specification, details of external and internal finishes, dimensions and floor plan differences consult your sales executive. All dimensions are + or - 50mm and floor plans are not shown to scale. The kitchen layout and furniture positions are for indicative purposes only. The computer generated image is for illustrative purposes only and it is from an imaginary viewpoint within an open space area. Its purpose is to give a feel for the development, not an accurate description of each property. The illustration shows a typical Taylor Wimpey home of this type, but there are, however, variances from site to site. External materials, finishes, landscaping and the position of garages (where provided) may vary throughout the development. Properties may also be built handed (mirror image). Images may include optional upgrades at an additional cost. Please ask for further details. 73030 / May 2023.



The Shelford

4 BEDROOM HOME, TOTAL 1,378 sq ft / 128m²



GROUND FLOOR

Lounge

4.74m × 3.88m 15' 7" × 12' 9"

Kitchen/Dining max.

8.10m × 3.24m 26' 7" × 10' 8"

Study

2.64m × 2.10m 8' 8" × 6' 11"

*Traditional W.C. arrangement available



FIRST FLOOR

Bedroom 1 max.

3.88m × 3.76m 12' 9" × 12' 4"

Bedroom 2 max.

4.22m × 3.07m 13' 10" × 10' 1"

Bedroom 3 max.

3.43m × 3.09m 11' 3" × 10' 2"

Bedroom 4 max.

3.89m × 2.75m 12' 9" × 9' 0"

[→ Discover more about this home](#)

[→ View our current availability](#)

*Plot specific windows. The floor plans depict a typical layout of this house type. For exact plot specification, details of external and internal finishes, dimensions and floor plan differences consult your sales executive. All dimensions are + or - 50mm and floor plans are not shown to scale. The kitchen layout and furniture positions are for indicative purposes only. The computer generated image is for illustrative purposes only and it is from an imaginary viewpoint within an open space area. Its purpose is to give a feel for the development, not an accurate description of each property. The illustration shows a typical Taylor Wimpey home of this type, but there are, however, variances from site to site. External materials, finishes, landscaping and the position of garages (where provided) may vary throughout the development. Properties may also be built handed (mirror image). Images may include optional upgrades at an additional cost. Please ask for further details. 73030 / May 2023.



The Haddenham

4 BEDROOM HOME, TOTAL 1,460 sq ft / 135.6m²



GROUND FLOOR

Lounge max.

5.62m × 3.44m 18' 5" × 11' 3"

Kitchen/Dining

6.34m × 3.30m 20' 9" × 10' 10"



FIRST FLOOR

Bedroom 1 max.

4.04m × 4.86m 13' 3" × 15' 11"

Bedroom 2 max.

4.04m × 3.83m 13' 3" × 12' 7"

Bedroom 3

3.28m × 3.23m 10' 9" × 10' 7"

Bedroom 4

2.79m × 3.23m 9' 2" × 10' 7"

[→ Discover more about this home](#)

[→ View our current availability](#)

*Plot specific windows. The floor plans depict a typical layout of this house type. For exact plot specification, details of external and internal finishes, dimensions and floor plan differences consult your sales executive. All dimensions are + or - 50mm and floor plans are not shown to scale. The kitchen layout and furniture positions are for indicative purposes only. The computer generated image is for illustrative purposes only and it is from an imaginary viewpoint within an open space area. Its purpose is to give a feel for the development, not an accurate description of each property. The illustration shows a typical Taylor Wimpey home of this type, but there are, however, variances from site to site. External materials, finishes, landscaping and the position of garages (where provided) may vary throughout the development. Properties may also be built handed (mirror image). Images may include optional upgrades at an additional cost. Please ask for further details. 73030 / May 2023.



The Langdale

4 BEDROOM HOME, TOTAL 1,530 sq ft / 142.2m²



GROUND FLOOR

Lounge

4.56m × 4.49m 15' 0" × 14' 9"

Kitchen/Family

6.82m × 3.44m 22' 5" × 11' 3"

Dining

3.41m × 3.05m 11' 2" × 10' 0"



FIRST FLOOR

Bedroom 1 max.

6.07m × 3.44m 19' 11" × 11' 3"

Bedroom 2 min.

4.56m × 3.08m 15' 0" × 10' 1"

Bedroom 3 min.

3.05m × 2.98m 10' 0" × 9' 8"

Bedroom 4 max.

3.48m × 2.68m 11' 5" × 8' 10"

[→ Discover more about this home](#)

[→ View our current availability](#)

*Plot specific windows. The floor plans depict a typical layout of this house type. For exact plot specification, details of external and internal finishes, dimensions and floor plan differences consult your sales executive. All dimensions are + or - 50mm and floor plans are not shown to scale. The kitchen layout and furniture positions are for indicative purposes only. The computer generated image is for illustrative purposes only and it is from an imaginary viewpoint within an open space area. Its purpose is to give a feel for the development, not an accurate description of each property. The illustration shows a typical Taylor Wimpey home of this type, but there are, however, variances from site to site. External materials, finishes, landscaping and the position of garages (where provided) may vary throughout the development. Properties may also be built handed (mirror image). Images may include optional upgrades at an additional cost. Please ask for further details. 73030 / May 2023.



The Lavenham

5 BEDROOM HOME, TOTAL 1,646 sq ft / 152.91m²



GROUND FLOOR

Lounge min.	3.90m × 5.26m	12' 10" × 17' 3"
Kitchen max.	5.69m × 3.30m	18' 8" × 10' 10"
Dining	3.06m × 3.20m	10' 1" × 10' 6"



FIRST FLOOR

Bedroom 1 max.	4.53m × 3.81m	14' 10" × 12' 6"
Bedroom 2	3.81m × 3.52m	12' 6" × 11' 7"
Bedroom 3	3.40m × 2.69m	11' 2" × 8' 10"
Bedroom 4	3.28m × 2.69m	10' 9" × 8' 10"
Bedroom 5 min.	2.85m × 3.00m	9' 4" × 9' 10"

[→ Discover more about this home](#)

[→ View our current availability](#)

*Plot specific windows. The floor plans depict a typical layout of this house type. For exact plot specification, details of external and internal finishes, dimensions and floor plan differences consult your sales executive. All dimensions are + or - 50mm and floor plans are not shown to scale. The kitchen layout and furniture positions are for indicative purposes only. The computer generated image is for illustrative purposes only and it is from an imaginary viewpoint within an open space area. Its purpose is to give a feel for the development, not an accurate description of each property. The illustration shows a typical Taylor Wimpey home of this type, but there are, however, variances from site to site. External materials, finishes, landscaping and the position of garages (where provided) may vary throughout the development. Properties may also be built handed (mirror image). Images may include optional upgrades at an additional cost. Please ask for further details. 73030 / May 2023.

Ways to buy

Everyone knows buying a new home is an exciting time. But it can be a stressful one too, which is why our sales executives and customer relations managers are there to help every step of the way, from your initial enquiry right through to opening the front door of your new home for the first time.



First time buyer?

 Here's how we can help

Existing home owner?

 Here's how we can help



Take your next step



Find your dream home on our website.



Book an appointment to view our show homes.



Take a virtual tour of our homes from the comfort of your sofa.



Have your questions answered by calling our sales executives on **01423 637 285.**



Find out how we can get you moving with our buying schemes.

[→ Book an appointment](#)

[→ How to buy a home](#)



ALDBOROUGH GATE off Wetherby Road, Boroughbridge, YO51 9HT

CONTACT US ON 01423 637 285

Taylor Wimpey

Taylor Wimpey in their efforts to improve designs reserve the right to alter site plans, floor plans, elevations and specifications without notice. All lifestyle and location imagery used within this brochure is indicative only. Taylor Wimpey houses are sold freehold and apartments are sold leasehold. Please see the development page on our website for further details. For terms and conditions on our schemes and incentives including Help to Buy, Part Exchange and easymover, go to www.taylorwimpey.co.uk/terms. Information is correct at the time of going to print. Please speak to your sales executive for further details.