

Plumb Park

EXMOUTH, DEVON

An exciting new development consisting of a collection of 2, 3 and 4 bedroom homes located in the seaside town of Exmouth on the east coast of Devon.


Taylor
Wimpey

Contents

→ **Welcome to Plumb Park**



→ **Personalise your home/apartment**



→ **Included as standard**




→ **Our homes**



→ **Ways to buy**



→ **Take your next step**



Welcome to Plumb Park

With the A376 just under two miles away, leading to the M5, travel to Exeter, Bristol and beyond is within easy reach, so you can enjoy living by the sea whilst staying well-connected to surrounding areas. Catching a train is just as easy, with Exmouth train station less than 2 miles away, you can enjoy links to Exeter and Plymouth. If you're looking for travel further afield, Exeter airport is also less than half an hour away.



[→ View the site plan](#)


Live and love coastal life

If you love unwinding by the sea, the peace and quiet of the English countryside, but still need to stay well connected in a location convenient for everyday life, then Plumb Park is perfect for you. Nestled between Dartmoor National Park and the Jurassic Coast, Plumb Park offers residents the best of coast and countryside living. With the centre of Exmouth on your doorstep, there is an extensive selection of cafés, restaurants and shops available, as well as a nature reserve only a short drive away.

Exmouth coast



Lympstone Manor Hotel



Exmouth seafront



[Watch development video](#)



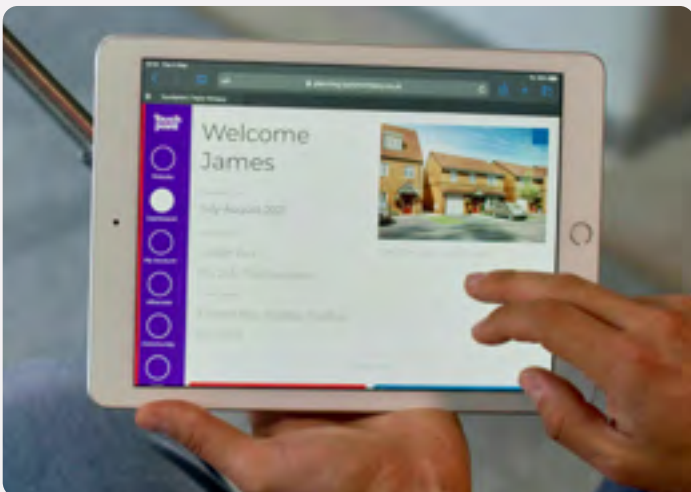
Personalise your home

A new Taylor Wimpey home is a blank canvas, ready for you to put your stamp on even before you move in. You can choose from a range of high quality options for your kitchen, bedroom and bathroom to suit your taste – and all from the comfort of your sofa. We offer dark and light kitchen units and patterned or plain tiles for your bathroom, so whatever your preferred style we've got you covered.

Using our innovative Options Online tool, you can visualise your new home room-by-room and customise each as you go. You can also choose your options with the help of your Sales Executive if you'd prefer.

Our customers have created some fantastic spaces in their homes and you can get inspiration from their choices by following us on Instagram. You can also check out a host of interior design tips on our website.

[→ Find out more](#)



Options availability is subject to build stage of plots and options won't be available if plots have reached a certain build stage. Please contact the Sales Executive for further information.

Included as standard

From the external features to the finishing touches, every detail of our homes is designed with our customers in mind.

While you'll have the choice to upgrade some of our standard offerings, all of our houses are fitted with a range of high quality features at no extra cost to you.

You'll find a complete list of all items that come as standard in your house below.



Kitchens

All of our kitchens are fitted with beautiful units and worktops and you can choose your preferred style and colour to create your perfect cooking and entertaining space.

A range of accessories including stylish splashbacks, a stainless steel sink and Zeno Taps, and lighting gives your kitchen a clean, contemporary finish. You'll get a modern, energy efficient Zanussi oven with built-in gas hob and integrated hood and extractor fan too.

Utility rooms[†]

Units will be fitted to match your chosen kitchen style, complete with a stainless steel sink and Zeno Taps. If your home has a toilet in the utility room, we'll fit a contemporary white basin and toilet for a sleek finish.



Bathrooms, en suites and shower rooms

Modern white sanitaryware, including toilet, basin and bath with chrome Ideal Standard taps give your main bathroom a clean look. The same sanitaryware is fitted in en suites and shower rooms which also benefit from an Aqualisa shower and glass enclosure. For a distinct look, we offer a varied range of Porcelanosa ceramic wall tiles for you to choose from to make your bathroom and en suite stand out from the crowd.



Garden[†]

The outside of your home is just as carefully considered as the inside. You'll get a fully turfed and landscaped front garden – including plants. The back garden includes a slabbed area and your privacy is protected by a garden fence.



All of the specification listed is included in our houses as standard. For the specification included in our apartments, please see the separate apartment specification list. Standard specifications are correct at time of going to print, but are subject to change without notice. Please contact the Sales Executive for further information. † = Where applicable.

Specification of our houses

General	2/3 bed	4 bed
Double glazed timber windows with multi point locking	✓	✓
Double glazed timber multi point locking French doors (Plot specific. Please ask for details)	✓	✓
IG Fibrecolour front doors	✓	✓
PVCu fascia & soffit in grey	✓	✓
Doorbell and door numbers	✓	✓
Outside light to the front and wire only to the rear	✓	✓
White emulsion to walls and ceilings	✓	✓
Double electric sockets throughout	✓	✓
Chrome door furniture	✓	✓
White internal doors	✓	✓
Oak handrail	✓	✓
Ground floor concrete finish (no latex or screed)	✓	✓
Combination / Condensing boiler & heating system to radiators	✓	✓
Kitchen		
"Symphony" kitchen with a selection of doors, worktops & upstands choices from our "Standard Range" Under cupboard lighting (please refer to individual kitchen drawing's)	✓	✓
1.5 bowl stainless steel insert sink c/w mixer taps	✓	✓
Zanussi "A Rated" eye level stainless steel double oven or built under single oven (plot specific, please ask for details)	✓	✓
Integrated cooker hood with filter	✓	✓
Zanussi 4 burner stainless steel gas hob	✓	✓
Stainless steel splash back	✓	✓
Utility with "Symphony" base unit & worktop choices from our "Standard Range" and plumbing for appliances and sink (plot specific please refer to individual kitchen drawings, as N/A in some homes)		✓
Double socket with USB port	✓	✓
Lounge		
TV socket & Telecom point	✓	✓
Family room/study		
TV socket & Telecom point		✓

✓ = Standard features * = Options, upgrades and colour choices are available subject to stage of construction † = Where applicable

All of the specification listed is included in our houses as standard. For the specification included in our apartments, please see the separate apartment specification list. Standard specifications are correct at time of going to print, but are subject to change without notice. Please contact the Sales Executive for further information.

Specification of our houses

Bedroom	2/3 bed	4 bed
TV socket to master bedroom	✓	✓
Telecom socket	✓	✓
Bathroom		
Twyfords white "Alcona" bathroom suite	✓	✓
Ideal Standard Alto chrome taps	✓	✓
2 rows or 600mm of tiles to bath and splash back to basin	✓	✓
Bath shower mixer comes with Embrace inward folding shower screen & full height tiling over the bath (only in properties without en-suite)	✓	
En-suite & shower room (Plot specific)		
Twyfords white "Alcona" bathroom suite	✓	✓
Ideal Standard chrome taps	✓	✓
Splash back to basin	✓	✓
Shower tray & "Roman" Chrome finish glass shower cubicle	✓	✓
Aqualisa Midas 100 chrome thermostatic shower	✓	✓
External features		
Riven buff paving slabs 1.2m × 1.2m	✓	
Riven buff paving slabs 1.8m × 1.8m. Sizes may vary on homes with bi-fold doors, please ask for details		✓
150mm topsoil rotavated to rear garden	✓	✓
Power to garage within the boundary of the property		✓
Outside tap to the rear of the property (excluding coach houses and apartments)	✓	✓
Close board capped fencing to garden	✓	✓
NHBC warranty against structural defects for a ten year period following the date of build completion	✓	✓
A range of optional upgrades are available subject to build stage	✓	✓

[→ Find out more](#)

✓ = Standard features * = Options, upgrades and colour choices are available subject to stage of construction † = Where applicable

All of the specification listed is included in our houses as standard. For the specification included in our apartments, please see the separate apartment specification list. Standard specifications are correct at time of going to print, but are subject to change without notice. Please contact the Sales Executive for further information.



Personalise your apartment

A new Taylor Wimpey apartment is a blank canvas, ready for you to put your stamp on even before you move in. You can choose from a range of high quality options for your kitchen, bedroom and bathroom to suit your taste – and all from the comfort of your sofa. We offer dark and light kitchen units and patterned or plain tiles for your bathroom, so whatever your preferred style we've got you covered.

Using our innovative Options Online tool, you can visualise your new home room-by-room and customise each as you go. You can also choose your options with the help of your Sales Executive if you'd prefer.

Our customers have created some fantastic spaces in their homes and you can get inspiration from their choices by following us on Instagram. You can also check out a host of interior design tips on our website.

[→ Find out more](#)



Options availability is subject to build stage of plots and options won't be available if plots have reached a certain build stage. Please contact the Sales Executive for further information.

Included as standard

From the external features to the finishing touches, every detail of our apartments is designed with our customers in mind.

While you'll have the choice to upgrade some of our standard offerings, all of our apartments are fitted with a range of high quality features at no extra cost to you.

You'll find a complete list of all items that come as standard in your apartment below.



Kitchens

All of our kitchens are fitted with beautiful units and worktops and you can choose your preferred style and colour to create your perfect cooking and entertaining space.

A range of accessories including stylish splashbacks, a stainless steel sink and Zeno Taps, and lighting give your kitchen a clean, contemporary finish. You'll get a modern, energy efficient Zanussi oven with built-in gas hob and integrated hood and extractor fan too.

Bathrooms, en suites and shower rooms

Modern white sanitaryware, including toilet, basin and bath with chrome Ideal Standard taps give your main bathroom a clean look. The same sanitaryware is fitted in en suites and shower rooms which also benefit from an Aqualisa shower and glass enclosure. For a distinct look, we offer a varied range of Porcelanosa ceramic wall tiles for you to choose from to make your bathroom and en suite stand out from the crowd.



Internal doors

Modern, Newark-style doors, complete with polished chrome handles give a sleek, contemporary feel throughout your home. From the main bedroom to the bathroom, each door is of the same high specification.



Electrics

An intercom system will finish the exterior of your apartment, while inside you can choose if your plug sockets come with or without USB ports. Optical heat and smoke alarms will also be fitted.



All of the specification listed is included in our apartments as standard. For the specification included in our houses, please see the separate house specification list. Standard specifications are correct at time of going to print, but are subject to change without notice. Please contact the Sales Executive for further information.

Specification of our apartments

General	
Double glazed timber windows with multi point locking	✓
Double glazed timber multi point locking French doors (Plot specific. Please ask for details)	✓
IG private entrance communal door	✓
Jeldwyn private entrance door	✓
PVCu fascia & soffit in grey	✓
White emulsion to walls and ceilings	✓
Double electric sockets throughout	✓
Chrome door furniture	✓
White internal doors	✓
Downlighters to kitchen and bathroom	✓
Ground floor power floated concrete finish (no latex or screed)	✓
Combination / Condensing boiler & heating system to radiators	✓
Kitchen	
"Symphony" kitchen with a selection of doors, worktops & upstands choices from our "Option 1 Range"	✓
1.5 bowl stainless steel insert sink c/w mixer taps	✓
Zanussi "A Rated" built under single oven	✓
Integrated cooker hood with filter	✓
Zanussi 4 burner stainless steel gas hob	✓
Zanussi integrated washing machine, dishwasher and 70/30 fridge freezer	✓
Stainless steel splash back	✓
White double USB socket	✓

✓ = Standard features * = Options, upgrades and colour choices are available subject to stage of construction † = Where applicable

All of the specification listed is included in our apartments as standard. For the specification included in our houses, please see the separate house specification list. Standard specifications are correct at time of going to print, but are subject to change without notice. Please contact the Sales Executive for further information.

Specification of our apartments

Lounge	
TV socket & Telecom point	✓
Bedroom	
TV socket to master bedroom	✓
Bathroom	
Twyfords white "Alcona" bathroom suite	✓
Ideal Standard chrome taps	✓
Splash back to basin	✓
Midas 100 Shower with shower screen & full height tiling around bath	✓
Heated towel radiator	✓
Other features	
NHBC warranty against structural defects for a ten year period following the date of build completion	✓
A range of optional upgrades are available subject to build stage	✓

[→ Find out more](#)

✓ = Standard features * = Options, upgrades and colour choices are available subject to stage of construction † = Where applicable

All of the specification listed is included in our apartments as standard. For the specification included in our houses, please see the separate house specification list. Standard specifications are correct at time of going to print, but are subject to change without notice. Please contact the Sales Executive for further information.

Our homes

→ 2 bedroom apartments



→ 3 bedroom homes



→ 4 bedroom homes



→ View the site plan



The Bovington

2 BEDROOM APARTMENTS



TYPE A, TOTAL 692 sq ft

**Living room/Kitchen/
Dining area max.**

7.35m × 4.62m 24' 1" × 15' 2"

Bedroom 1

4.21m × 2.79m 13' 10" × 9' 2"

Bedroom 2

4.21m × 2.83m 13' 10" × 9' 3"



TYPE B, TOTAL 672 sq ft

**Living room/Kitchen/
Dining area max.**

7.35m × 3.86m 24' 1" × 12' 8"

Bedroom 1

4.19m × 3.07m 13' 9" × 10' 1"

Bedroom 2

4.21m × 2.80m 13' 10" × 9' 2"

[→ View development](#)

[→ View our current availability](#)

*Plot specific windows. The floor plans depict a typical layout of this house type. For exact plot specification, details of external and internal finishes, dimensions and floor plan differences consult your sales executive. All dimensions are + or - 50mm and floor plans are not shown to scale. The kitchen layout and furniture positions are for indicative purposes only. The computer generated image is for illustrative purposes only and it is from an imaginary viewpoint within an open space area. Its purpose is to give a feel for the development, not an accurate description of each property. The illustration shows a typical Taylor Wimpey home of this type, but there are, however, variances from site to site. External materials, finishes, landscaping and the position of garages (where provided) may vary throughout the development. Properties may also be built handed (mirror image). Images may include optional upgrades at an additional cost. Please ask for further details. TWE 77057 / August 2023



The Bovington

2 BEDROOM APARTMENTS



TYPE C, TOTAL 692 sq ft

Living room/Kitchen/ Dining area max.

7.35m × 4.18m 24' 1" × 13' 9"

Bedroom 1

4.20m × 2.79m 13' 9" × 9' 2"

Bedroom 2

4.21m × 2.83m 13' 10" × 9' 3"



TYPE D, TOTAL 691 sq ft

Living room/Kitchen/ Dining area

5.38m × 4.21m 17' 8" × 13' 10"

Bedroom 1

2.81m × 4.21m 9' 2" × 13' 10"

Bedroom 2

4.21m × 3.04m 13' 10" × 10' 0"

[→ View development](#)

[→ View our current availability](#)

*Plot specific windows. The floor plans depict a typical layout of this house type. For exact plot specification, details of external and internal finishes, dimensions and floor plan differences consult your sales executive. All dimensions are + or - 50mm and floor plans are not shown to scale. The kitchen layout and furniture positions are for indicative purposes only. The computer generated image is for illustrative purposes only and it is from an imaginary viewpoint within an open space area. Its purpose is to give a feel for the development, not an accurate description of each property. The illustration shows a typical Taylor Wimpey home of this type, but there are, however, variances from site to site. External materials, finishes, landscaping and the position of garages (where provided) may vary throughout the development. Properties may also be built handed (mirror image). Images may include optional upgrades at an additional cost. Please ask for further details. TWE 77057 / August 2023



Bovington House

2 BEDROOM PENTHOUSES



PLOT 267, TOTAL 1,001 sq ft

Living room/Kitchen/Dining area
5.28m × 6.41m 17' 3" × 21' 0"

Bedroom 1
4.15m × 4.95m 13' 6" × 16' 2"

Bedroom 2
3.45m × 4.21m 11' 4" × 13' 8"



PLOT 268, TOTAL 991 sq ft

Living room/Kitchen/Dining area
5.28m × 6.41m 17' 3" × 21' 0"

Bedroom 1
3.06m × 5.26m 10' 0" × 17' 3"

Bedroom 2
3.49m × 4.01m 11' 5" × 13' 2"

[→ View development](#)

[→ View our current availability](#)

*Plot specific windows. The floor plans depict a typical layout of this house type. For exact plot specification, details of external and internal finishes, dimensions and floor plan differences consult your sales executive. All dimensions are + or - 50mm and floor plans are not shown to scale. The kitchen layout and furniture positions are for indicative purposes only. The computer generated image is for illustrative purposes only and it is from an imaginary viewpoint within an open space area. Its purpose is to give a feel for the development, not an accurate description of each property. The illustration shows a typical Taylor Wimpey home of this type, but there are, however, variances from site to site. External materials, finishes, landscaping and the position of garages (where provided) may vary throughout the development. Properties may also be built handed (mirror image). Images may include optional upgrades at an additional cost. Please ask for further details. TWE 77057 / August 2023



The Littleham

3 BEDROOM HOME, TOTAL 1,594 sq ft



LOWER GROUND FLOOR

Kitchen/Dining area
max.

4.80m × 6.61m
15' 9" × 21' 8"



GROUND FLOOR

Living room max.
4.81m × 4.83m
15' 9" × 15' 10"

Study
2.58m × 2.32m
8' 6" × 7' 7"



FIRST FLOOR

Bedroom 2 max.
4.80m × 3.38m
15' 9" × 11' 1"

Bedroom 3
2.56m × 2.91m
8' 5" × 9' 6"



SECOND FLOOR

Bedroom 1 max.
3.55m × 7.28m
11' 8" × 23' 11"

[→ View development](#)

[→ View our current availability](#)

*Plot specific windows. The floor plans depict a typical layout of this house type. For exact plot specification, details of external and internal finishes, dimensions and floor plan differences consult your sales executive. All dimensions are + or - 50mm and floor plans are not shown to scale. The kitchen layout and furniture positions are for indicative purposes only. The computer generated image is for illustrative purposes only and it is from an imaginary viewpoint within an open space area. Its purpose is to give a feel for the development, not an accurate description of each property. The illustration shows a typical Taylor Wimpey home of this type, but there are, however, variances from site to site. External materials, finishes, landscaping and the position of garages (where provided) may vary throughout the development. Properties may also be built handed (mirror image). Images may include optional upgrades at an additional cost. Please ask for further details. TWE 77057 / August 2023



The Durdle

4 BEDROOM HOME, TOTAL 1,528 sq ft



LOWER GROUND FLOOR

Lounge max.
5.78m × 5.78m 18' 10" × 18' 10"



GROUND FLOOR

Kitchen/Dining area max.
5.78m × 4.81m 18' 10" × 15' 8"

Utility max.
1.73m × 1.46m 5' 7" × 4' 8"

Study max.
3.69m × 2.92m 12' 1" × 9' 7"



FIRST FLOOR

Bedroom 1
3.32m × 3.65m 10' 9" × 11' 10"

Bedroom 2
2.86m × 3.57m 9' 4" × 11' 7"

Bedroom 3 max.
2.84m × 3.24m 9' 4" × 10' 6"

Bedroom 4
2.40m × 2.71m 7' 9" × 8' 9"

[→ View development](#)

[→ View our current availability](#)

*Plot specific windows. The floor plans depict a typical layout of this house type. For exact plot specification, details of external and internal finishes, dimensions and floor plan differences consult your sales executive. All dimensions are + or - 50mm and floor plans are not shown to scale. The kitchen layout and furniture positions are for indicative purposes only. The computer generated image is for illustrative purposes only and it is from an imaginary viewpoint within an open space area. Its purpose is to give a feel for the development, not an accurate description of each property. The illustration shows a typical Taylor Wimpey home of this type, but there are, however, variances from site to site. External materials, finishes, landscaping and the position of garages (where provided) may vary throughout the development. Properties may also be built handed (mirror image). Images may include optional upgrades at an additional cost. Please ask for further details. TWE 77057 / August 2023



The Exmouth

4 BEDROOM HOME, TOTAL 1,205 sq ft



GROUND FLOOR

Lounge/Diner	4.85m × 3.65m	15' 9" × 11' 10"
Kitchen	2.68m × 3.21m	8' 8" × 10' 5"



FIRST FLOOR

Bedroom 2 max.	4.85m × 3.65m	15'9" × 11' 10"
Bedroom 3	2.6m × 2.71m	8' 5" × 8' 9"



SECOND FLOOR

Bedroom 1 max.	3.71m × 4.95m	12' 2" × 16' 3"
Bedroom4/Study	2.61m × 2.42m	8' 6" × 7' 9"

[→ View development](#)

[→ View our current availability](#)

*Plot specific windows. The floor plans depict a typical layout of this house type. For exact plot specification, details of external and internal finishes, dimensions and floor plan differences consult your sales executive. All dimensions are + or - 50mm and floor plans are not shown to scale. The kitchen layout and furniture positions are for indicative purposes only. The computer generated image is for illustrative purposes only and it is from an imaginary viewpoint within an open space area. Its purpose is to give a feel for the development, not an accurate description of each property. The illustration shows a typical Taylor Wimpey home of this type, but there are, however, variances from site to site. External materials, finishes, landscaping and the position of garages (where provided) may vary throughout the development. Properties may also be built handed (mirror image). Images may include optional upgrades at an additional cost. Please ask for further details. TWE 77057 / August 2023

Ways to buy

Everyone knows buying a new home is an exciting time. But it can be a stressful one too, which is why our sales executives and customer relations managers are there to help every step of the way, from your initial enquiry right through to opening the front door of your new home for the first time.



First time buyer?

 Here's how we can help

Existing home owner?

 Here's how we can help



Take your next step



Find your dream home on our website.



Book an appointment to view our show homes.



Take a virtual tour of our homes from the comfort of your sofa.



Have your questions answered by calling our sales executives on **01395 204 803.**



Find out how we can get you moving with our buying schemes.

[→ Book an appointment](#)

[→ How to buy a home](#)



PLUMB PARK Land off Buckingham Close, Exmouth, Devon, EX8 2JB

CONTACT US ON 01395 204 803

Taylor Wimpey

Taylor Wimpey in their efforts to improve designs reserve the right to alter site plans, floor plans, elevations and specifications without notice. All lifestyle and location imagery used within this brochure is indicative only. Taylor Wimpey houses are sold freehold and apartments are sold leasehold. Please see the development page on our website for further details. For terms and conditions on our schemes and incentives including Help to Buy, Part Exchange and easymover, go to www.taylorwimpey.co.uk/terms. Information is correct at the time of going to print. Please speak to your sales executive for further details.