



NEW UNION  
WHARF

L&Q





Canary Wharf

## High spec homes *and vibrant city living*

A contemporary, architecturally striking riverside development in the heart of a vibrant community in the historic Isle of Dogs on the edge of the City, New Union Wharf is where the old traditions of the East End meets its exciting creative future.

The five eye-catching towers are nestled into one of the most impressive meanders of this historic river, looking across the sparkling water of the Thames to the O2 arena and just a short walk from Canary Wharf.

An imposing local landmark in one of the capital's most characterful and unique riverside locations, surrounded by renowned restaurants, bars and tranquil parks, this collection of one, two & three bedroom homes bring the best of young urban living in a burgeoning new neighbourhood to feel part of.

Designed with the community in mind, Architects Jestico + Whiles have created a pattern of terraces and blocks around wide streets, landscaped gardens, and inner courtyards that nod to the old East End.

Conceived around the principles of modernism, with floor to ceiling windows and carefully imagined interiors, these are apartments that stand out from the crowd.

And with views across the Thames and direct access to the riverside walk, these homes really do make the best of their setting. So enjoy the relaxing backdrop and feel the buzz of this lively waterside community.



Riverside community

*and boutique  
shopping*








# The essentials you need *and all at close hand*



Riverside contemporary homes  
with modern convenience



Mudchute  
Park and Farm



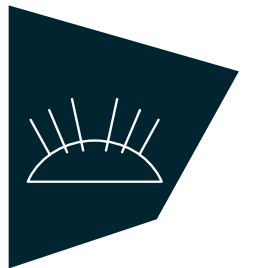
Thames Path and several  
cycle routes



Riverside restaurants  
and bars close by



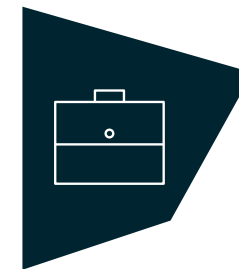
Excellent primary and secondary  
schools nearby



O2 Arena - music, sport, comedy  
& entertainment venue



Westfield shopping  
centre nearby



Nearby Canary Wharf  
central business  
district of London

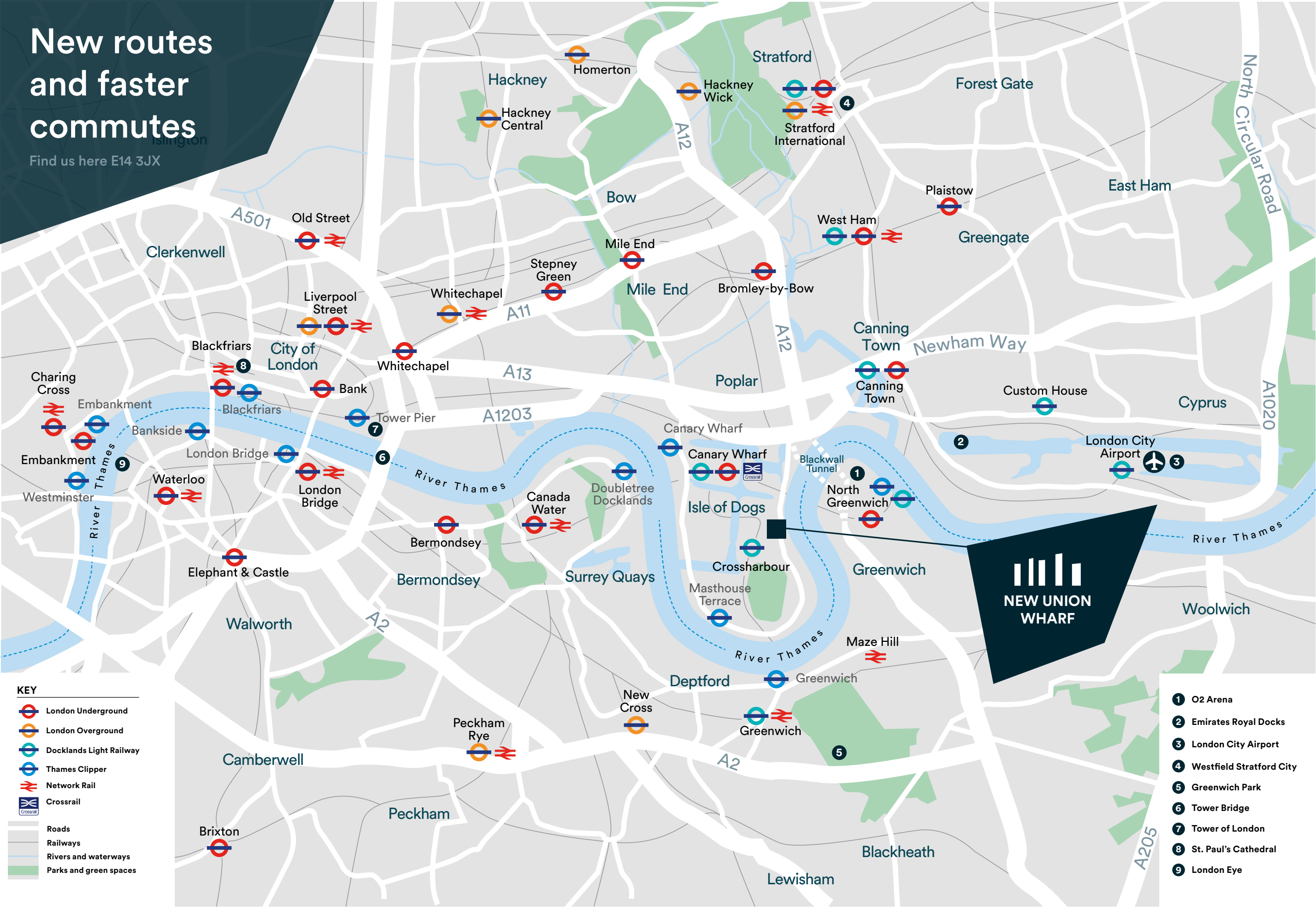


Crossharbour DLR  
only few minutes away,  
providing easy access to  
central London



# New routes and faster commutes

Find us here E14 3JX

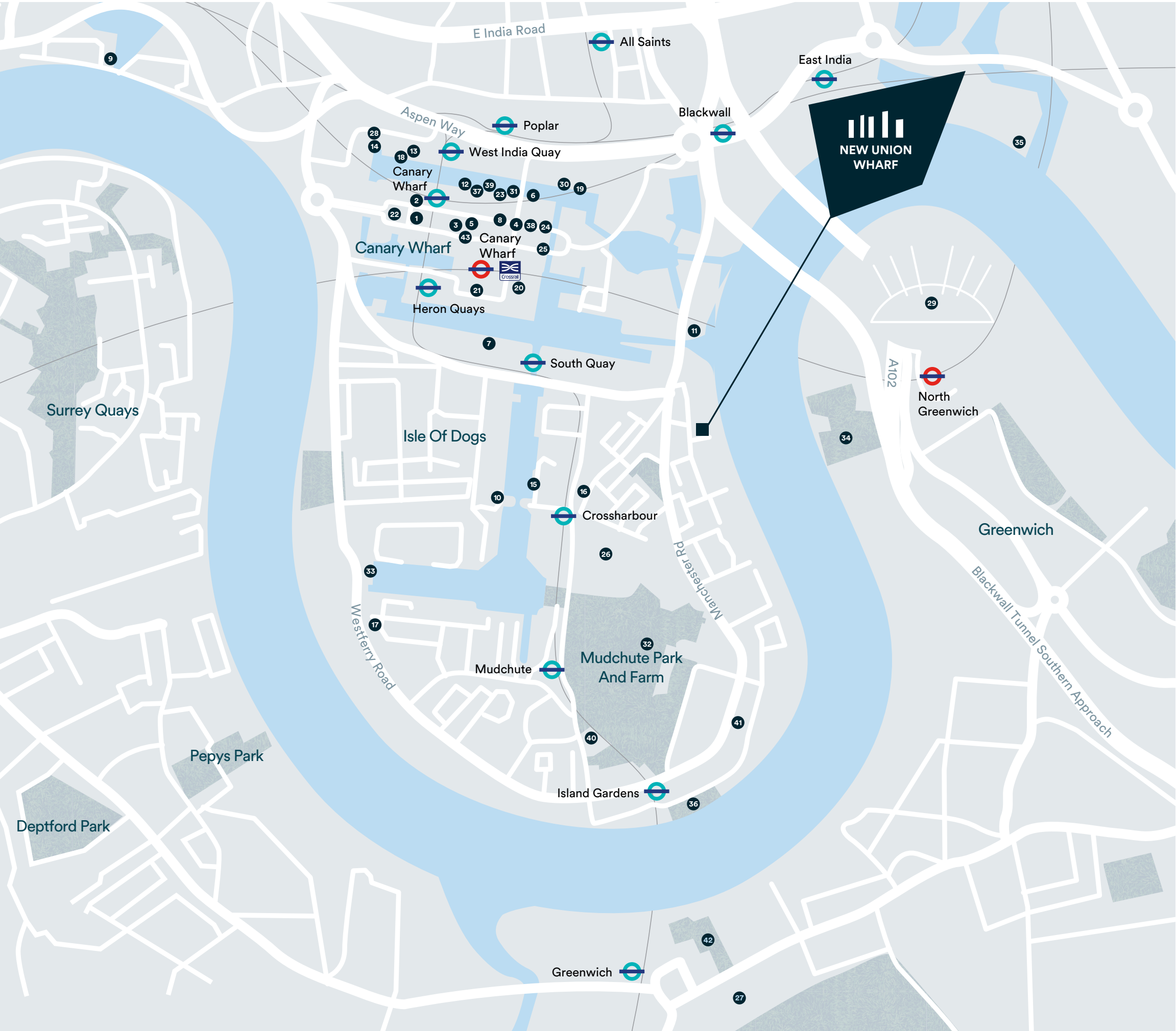


**KEY**

- London Underground
- London Overground
- Docklands Light Railway
- Thames Clipper
- Network Rail
- Crossrail
- Roads
- Railways
- Rivers and waterways
- Parks and green spaces

- 1 O2 Arena
- 2 Emirates Royal Docks
- 3 London City Airport
- 4 Westfield Stratford City
- 5 Greenwich Park
- 6 Tower Bridge
- 7 Tower of London
- 8 St. Paul's Cathedral
- 9 London Eye





FOOD AND DRINKS

- 1. Boisdale
- 2. Iberica
- 3. One Canada Square
- 4. Plateau
- 5. Roka
- 6. Giant Robot Street Food Market
- 7. Goodman Canary Wharf
- 8. The Ivy – Canary Wharf
- 9. The Narrow by Gordon Ramsay
- 10. Pepper Saint Ontiod
- 11. The Gun
- 12. Big Easy
- 13. Burger and Lobster
- 14. The Sipping Room
- 15. Lotus Chinese Floating Restaurant
- 16. The George
- 17. Hubub Bar & Kitchen
- 18. KERB Street Food Market
- 19. Piggy’s Café
- 20. 640 East

SHOPPING

- 21. Jubilee Place
- 22. Cabot Place
- 23. Crossrail Place
- 24. Canada Place
- 25. Waitrose and John Lewis
- 26. Asda Isle of Dogs Superstore

ATTRACTIONS & POINTS OF INTEREST

- 27. National Maritime Museum (South of River)
- 28. Museum of London Docklands
- 29. The O2
- 30. Billingsgate Market
- 31. Crossrail Place Roof Garden
- 32. Mudchute Park and Farm
- 33. Docklands Sailing and Watersports Centre
- 34. Greenwich Peninsula Golf Range
- 35. Trinity Buoy Wharf
- 36. Riverside Island Gardens


ENTERTAINMENT & FITNESS

- 37. Everyman Cinema Canary Wharf
- 38. Third Space Gym and Spa
- 39. Barrys Boot Camp

EDUCATION

- 40. Canary Wharf College, East Ferry Primary (Ofsted Outstanding)
- 41. Canary Wharf College, Glenworth Primary (Ofsted Outstanding)
- 42. University of Greenwich, London (South of River)
- 43. UCL School of Management





## Sports

With its serene setting and friendly atmosphere, Docklands Sailing and Watersport Centre offers a wide variety of classes as well as open water swimming mornings and kayaking sessions down the Thames.

### Docklands Sailing and Watersport Centre

- 1.1 miles
- 1.3 miles

## Riverside

A short walk from Millwall Park, home of Millwall Rugby Club, is the Thames side Island Gardens where the views across to the Royal Observatory of Greenwich, take your breath away.

### Millwall Park

- 0.8 miles
- 0.8 miles

## Culture

Part of an award winning architectural recycling project, Container City houses artists' studios and other creative workspaces, next to art trails, a sculpture park and London's only lighthouse.

### Container City

- 1.6 miles
- 1.7 miles

## Eat & Drink

With sensational views across the water, contemporary French food and a carefully curated wine list, The Plateau is just one of many renowned Dockside restaurants in nearby Canary Wharf.

### The Plateau

- 1.3 miles
- 1.3 miles

## Parks

Designed by Parisian landscape architect Allain Provost and Patel Taylor, the sculptural Thames Barrier Park is known for its wildflower meadows and incredible views of the iconic silver hued barrier.

### Thames Barrier Park

- 3.2 miles
- 3.3 miles

## Shopping

Well known for its big name brands like Bang & Olufsen and Zara, Canary Wharf is also home to small independent stores like Bespoke Cycling and Humble Grape wines.

### Canary Wharf Shopping Centre

- 1.4 miles
- 1.3 miles





Your vibrant neighbourhood  
*and a place to explore*



Around the atmospheric old streets of your neighbourhood, casual pubs and cafés sit on quiet Victorian streets. Housed in the eves of a former chapel, Hubbub is a buzzy café and arts centre with an exhibition space and strong community feel.

One of the most evocative streets is Coldharbour, home to The Gun, a cosy gastropub where riverside views complement one of the best Sunday Roasts in East London. Also, try The George; a traditional East End pub that even serves Pie & Mash.

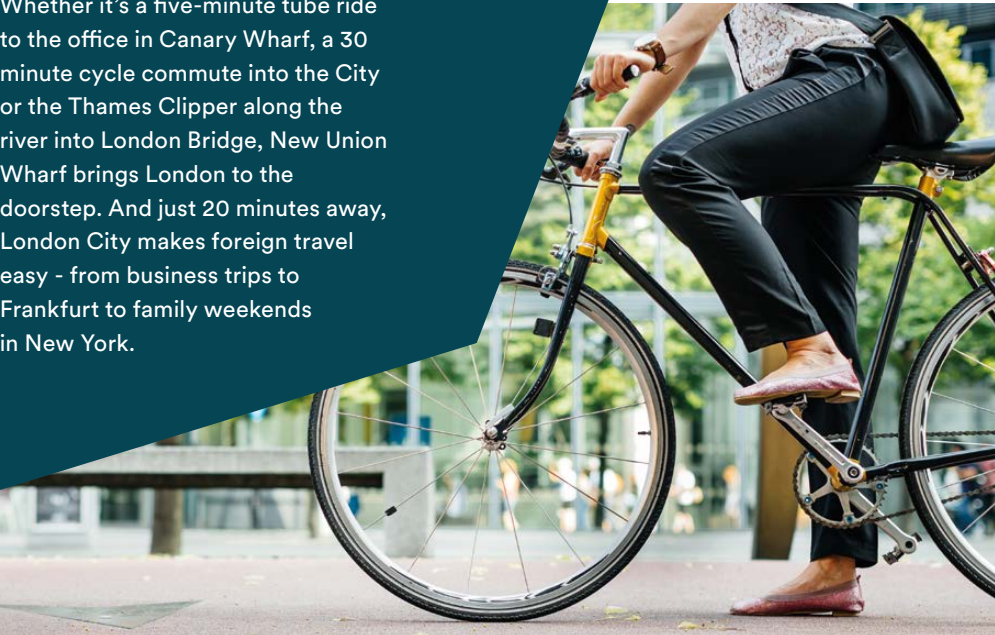
When it comes to relaxing there are plenty of options, some might even surprise you. Set in over 30 acres of countryside, Mudchute Park is an oasis of green space that even has a working farm with rare breed animals, adjoining stables and equestrian centre. To the west of New Union Wharf with lovely views across the river, Sir John McDougall Gardens is the perfect picnic spot after a walk along the Thames Path.

And with supermarkets such as Tesco, Asda and Co-op alongside the local stores like The Flower Shop, you will soon settle into your new neighbourhood.





Whether it's a five-minute tube ride to the office in Canary Wharf, a 30 minute cycle commute into the City or the Thames Clipper along the river into London Bridge, New Union Wharf brings London to the doorstep. And just 20 minutes away, London City makes foreign travel easy - from business trips to Frankfurt to family weekends in New York.



### From Canary Wharf (Jubilee Line)

London Bridge	6 mins
Stratford	12 mins
Liverpool Street	13 mins
Bond Street	15 mins

New Union Wharf is 7 mins on the DLR to Canary Wharf Station



### From Crossharbour DLR Station

Canary Wharf	4 mins
Greenwich	6 mins
London City Airport	8 mins
Tower Hill	15 mins

New Union Wharf is 9 mins walk to Crossharbour DLR Station



### Walking from New Union Wharf

Tesco (571 Manchester Rd - 0.1m)	3 mins
Wood Wharf (0.3m)	7 min
Canary Wharf Station (0.9m)	19 mins



### By cycle from New Union Wharf

Crossharbour DLR Station	3 mins
Mudchute Park and Farm	5 mins
Thames Side Island Gardens	6 mins
Canary Wharf Station	11 mins
City of London	30 mins

Train times taken from [tfl.gov.uk](https://www.tfl.gov.uk)  
Distances taken from [google.co.uk/maps](https://www.google.co.uk/maps)



# Time to explore

New Union Wharf is perfectly placed for you to enjoy the buzzy waterside neighbourhoods of this historic area of London.

Michelin-star restaurants around the atmospheric docks and relaxed shopping squares, Canary Wharf is much more than a centre for business.

For a sophisticated night out there’s Roka, specialists in wood fired North Japanese small plates or Iberica, where Chef Nacho Manzano from the Michelin starred Casa Marcial in Asturias, creates modern interpretations on classic Spanish dishes. Canary Wharf is also known for its stylish steak houses like Goodmans on South Quay with chef selected cuts dry-aged on-site. Also making the best of the dockside setting are relaxed yet lively eateries like Wahaca and Big Easy specialists in American B.B.Q.

Best known for the O2 Arena, the new creative neighbourhood of Greenwich Peninsula is also home to riverside sculpture walks, art galleries, and Wayward an award-winning collective of designers, artists and urban gardeners. Along the waterfront from here is the historic centre of Greenwich home of the Cutty Sark, Royal Observatory, and the famous market.

- 1. The Ivy In The Park
- 2. Montgomery Square
- 3. Millwall Dock
- 4. Crossrail Place Roof Garden
- 5. Everyman Cinema
- 6. Poplar Marina





High quality specification  
*and a good work-life balance*











## Investing in homes *and neighbourhoods*

At L&Q we believe passionately that people's health, security and happiness depend on where they live.

With nearly 60 years experience, we have what it takes to do things right. We aim to deliver great service to every customer, every time, and we're always looking for ways to improve ourselves.

Our relationships are built on trust, transparency and fairness and we're there when we're needed – locally responsive and working hard to keep the communities we serve safe and vibrant.

Because our social purpose is at the core of what we do, we reinvest all of the money that we make into our homes and services.

We create better places to live by delivering homes, neighbourhoods and housing services that people can afford.

We are L&Q.



# We're here and ready to help

When you're ready to move in, L&Q will give you a personal introduction to your new L&Q home.

**The L&Q new homes warranty**

We will demonstrate how to operate your appliances and heating and talk you through any special features, all of which will be detailed in your Home User Guide.

We are confident that you will be delighted with your new L&Q home, but for added peace of mind, all of our homes also come with an L&Q new homes warranty.

This lasts for two years from the date of legal completion. For the 2-year period, we guarantee items supplied as part of your new home, covering repairs needed due to faulty workmanship or materials. The NHBC Buildmark cover is valid for 10 years from the date the building was finished.

Your sales associate can provide you with more details on the L&Q warranty and NHBC Buildmark cover. You can also access the full terms and conditions on our website: [lqgroup.org.uk](http://lqgroup.org.uk)



## A selection of other L&Q developments



**L&Q at Brunel Street Works –**  
Canning Town  
[lqhomes.com/brunel-street-works](http://lqhomes.com/brunel-street-works)



**L&Q at The Silk District –**  
Whitechapel  
[lqhomes.com/thesilkdistrict](http://lqhomes.com/thesilkdistrict)



**The Chain – Walthamstow**  
[lqhomes.com/thechain](http://lqhomes.com/thechain)

Disclaimer: All information in this document is correct at the time of publication going to print January 2022. Computer generated images are for illustrative purposes only and dimensions are not intended to form part of any contract or warranty. Individual features such as windows, bricks and other material colours may vary, as may heating and electrical layouts. Images provided of the proposed development do not show final details of gradients of land, boundary treatments, local authority street lighting or landscaping. We aim to build according to the layout, but occasionally we do have to change property designs, boundaries, landscaping and the position of roads, footpaths, street lighting and other features as the development proceeds. All services and facilities may not be available on completion of the property. Should you have any queries, please direct them through your legal representatives. The contents of this brochure should not be considered material information for the purposes of purchasing a home.



New Union Wharf Marketing Suite  
River Barge Close,  
London E14 3JX

[lqhomes.com/newunionwharf](http://lqhomes.com/newunionwharf)  
0208 189 7471  
[NUW@lqgroup.org.uk](mailto:NUW@lqgroup.org.uk)

L&Q