

Bingham Gate

BINGHAM, NOTTINGHAM

A beautiful collection of two, three, four and five bedroom new homes set within the small town of Bingham in Nottinghamshire.


Taylor
Wimpey

Contents

→ **Welcome to Bingham Gate**



→ **Personalise your home**



→ **Included as standard**




→ **Our homes**



→ **Ways to buy**



→ **Take your next step**



Welcome to Bingham Gate

Situated to the East of Nottingham, Bingham Gate provides excellent access to a mixture of high street and independent stores, cafes, restaurants and bars.

The development is surrounded by some stunning countryside in the nearby Vale of Belvoir, as well as attractions near Grantham such as Belton House.



[→ View the site plan](#)

Life in Bingham

Bingham Gate is ideally located within Bingham and is only half a mile from the town's high street and the abundance of local amenities. The city of Nottingham is within easy reach, just over 11 miles west along the A52 with the A46 providing links to Newark to the north and Loughborough to the south. Bingham train station is less than 1 mile away, providing a direct service into Nottingham.

Cotgrave Country Park



Holme Pierrepont White Water Course



Bingham Town Centre



[Watch development video](#)



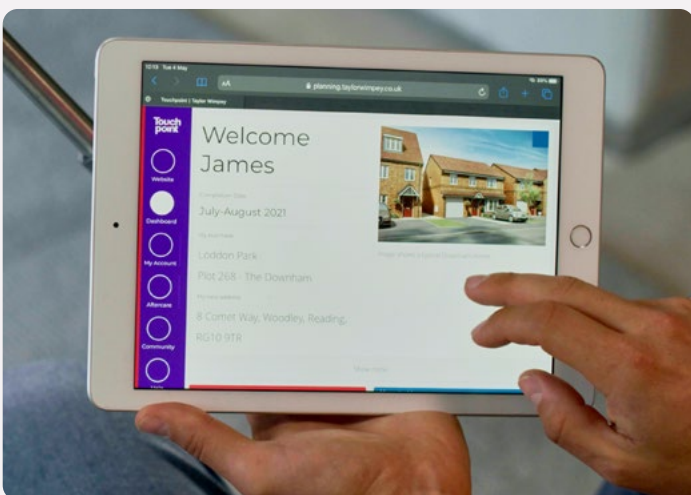
Personalise your home

A new Taylor Wimpey home is a blank canvas, ready for you to put your stamp on even before you move in. You can choose from a range of high quality options for your kitchen, bedroom and bathroom to suit your taste – and all from the comfort of your sofa. We offer dark and light kitchen units and patterned or plain tiles for your bathroom, so whatever your preferred style we've got you covered.

Using our innovative Options Online tool, you can visualise your new home room-by-room and customise each as you go. You can also choose your options with the help of your Sales Executive if you'd prefer.

Our customers have created some fantastic spaces in their homes and you can get inspiration from their choices by following us on Instagram. You can also check out a host of interior design tips on our website.

[→ Find out more](#)



Options availability is subject to build stage of plots and options won't be available if plots have reached a certain build stage. Please contact the Sales Executive for further information.

Included as standard

From the external features to the finishing touches, every detail of our homes is designed with our customers in mind.

While you'll have the choice to upgrade some of our standard offerings, all of our houses are fitted with a range of high quality features at no extra cost to you.

You'll find a complete list of all items that come as standard in your house below.



Kitchens

All of our kitchens are fitted with beautiful units and worktops and you can choose your preferred style and colour to create your perfect cooking and entertaining space.

A range of accessories including stylish splashbacks, a stainless steel sink and Zeno Taps, and lighting gives your kitchen a clean, contemporary finish. You'll get a modern, energy efficient Zanussi oven with built-in gas hob and integrated hood and extractor fan too.

Utility rooms[†]

Units will be fitted to match your chosen kitchen style, complete with a stainless steel sink and Zeno Taps. If your home has a toilet in the utility room, we'll fit a contemporary white basin and toilet for a sleek finish.



Bathrooms, en suites and shower rooms

Modern white sanitaryware, including toilet, basin and bath with chrome Ideal Standard taps give your main bathroom a clean look. The same sanitaryware is fitted in en suites and shower rooms which also benefit from an Aqualisa shower and glass enclosure. For a distinct look, we offer a varied range of Porcelanosa ceramic wall tiles for you to choose from to make your bathroom and en suite stand out from the crowd.



Garden[†]

The outside of your home is just as carefully considered as the inside. You'll get a fully turfed and landscaped front garden – including plants. The back garden includes a slabbed area and your privacy is protected by a garden fence.



All of the specification listed is included in our houses as standard. For the specification included in our apartments, please see the separate apartment specification list. Standard specifications are correct at time of going to print, but are subject to change without notice. Please contact the Sales Executive for further information. † = Where applicable.

Specification of our houses

Kitchens	
Fitted kitchen with choice of door fronts	✓
Choice of laminate worktops	✓
Sink unit liner	✓
Stainless steel 1½ bowl sink and drainer with mixer tap	✓
Oven	✓
Integrated gas hob	✓
Integrated cooker hood	✓
Plumbing for washing machine	✓
Plumbing for dishwasher**	✓
Space for fridge freezer	✓
Bathrooms, en suites, utility and cloakrooms	
Chrome taps and fittings	✓
Porcelenosa tiling†	✓
Modern white sanitary ware	✓
Central heating/hot water system	
Fully programmable gas central heating providing hot water	✓
White thermostatic controlled radiators	✓
Cavity wall insulation	✓
Loft insulation in line with building regulations	✓
Electrical features	
White power points in line with NHBC requirements	✓
TV socket to lounge and master bedroom (if indicated on working drawings)	✓
Master telephone socket	✓
Extractor fans (as indicated on working drawings)	✓
Mains doorbell	✓
PIR coach lamp to front of property	✓
Wiring only to rear light	✓
Cat 5 cabling to BT point	✓
USB charger point to kitchen	✓

✓ = Standard features * = Options, upgrades and colour choices are available subject to stage of construction † = Where applicable

All of the specification listed is included in our houses as standard. For the specification included in our apartments, please see the separate apartment specification list. Standard specifications are correct at time of going to print, but are subject to change without notice. Please contact the Sales Executive for further information.

Specification of our houses

Finishing touches	
White emulsion to walls and ceilings	✓
White gloss paint to woodwork (except doors)	✓
White 4 panel doors with chrome ironmongery	✓
White loft hatch	✓
External features	
Front garden turfed or shrubbed†	✓
Front entrance path†	✓
Driveways finished as working drawing	✓
Turf to rear garden	✓
Fencing/boundary wall (as per drawings)	✓
External tap	✓
Door numbers	✓
Utility Room (where shown on floorplans)	
Stainless steel single bowl sink and drainer with mixer tap	✓
Windows, Doors & Joinery	
PVCu window frames and French doors	✓
Multi Point locking doors	✓
Low maintenance PVCu fascias and soffits	✓
Security and safety	
Mains operated smoke detectors supplied in line with building regulations	✓
CO ² monitor (where boiler or gas appliance)	✓
NHBC 10 year warranty	
NHBC 10 year Buildmark policy	✓
Taylor Wimpey warranty for 2 years from date of legal completion	✓

[→ Find out more](#)

✓ = Standard features * = Options, upgrades and colour choices are available subject to stage of construction † = Where applicable

All of the specification listed is included in our houses as standard. For the specification included in our apartments, please see the separate apartment specification list. Standard specifications are correct at time of going to print, but are subject to change without notice. Please contact the Sales Executive for further information.

Our homes

→ 5 bedroom homes



→ 4 bedroom homes



→ 3 bedroom homes



→ 2 bedroom homes



→ [View the site plan](#)



The Garrton

5 BEDROOM HOME, TOTAL 1,803 sq. ft.



GROUND FLOOR

Lounge	3.34m × 4.74m	11' 0" × 15' 7"
Kitchen/Dining min.	8.34m × 2.85m	27' 4" × 9' 4"
Study	2.73m × 2.31m	9' 0" × 7' 7"



FIRST FLOOR

Bedroom 1	3.34m × 3.98m	11' 0" × 13' 1"
Bedroom 4 min.	2.75m × 3.62m	9' 0" × 11' 11"
Bedroom 5	2.54m × 2.98m	8' 4" × 9' 9"



SECOND FLOOR

Bedroom 2	3.36m × 4.39m	11' 1" × 14' 5"
Bedroom 3	3.65m × 2.57m	12' 0" × 8' 5"

* Plot Specific Window.

[→ Discover more about this home](#)

[→ View our current availability](#)

*Plot specific windows. The floor plans depict a typical layout of this house type. For exact plot specification, details of external and internal finishes, dimensions and floor plan differences consult your sales executive. All dimensions are + or - 50mm and floor plans are not shown to scale. The kitchen layout and furniture positions are for indicative purposes only. The computer generated image is for illustrative purposes only and it is from an imaginary viewpoint within an open space area. Its purpose is to give a feel for the development, not an accurate description of each property. The illustration shows a typical Taylor Wimpey home of this type, but there are, however, variances from site to site. External materials, finishes, landscaping and the position of garages (where provided) may vary throughout the development. Properties may also be built handed (mirror image). Images may include optional upgrades at an additional cost. Please ask for further details. TWEM 73178/March 2023



The Manford

4 BEDROOM HOME, TOTAL 1,368 sq. ft.



GROUND FLOOR

Lounge

3.88m x 4.74m 12' 9" x 15' 7"

Kitchen/Dining min.

8.11m x 2.88m 26' 7" x 9' 6"

Study

2.10m x 2.61m 6' 11" x 8' 7"

* Plot Specific Window.



FIRST FLOOR

Bedroom 1 max.

3.88m x 3.71m 12' 9" x 12' 2"

Bedroom 2 max.

3.09m x 4.02m 10' 2" x 13' 2"

Bedroom 3 max.

3.03m x 3.66m 10' 0" x 12' 0"

Bedroom 4 max.

2.75m x 3.97m 9' 0" x 13' 0"

[→ Discover more about this home](#)

[→ View our current availability](#)

*Plot specific windows. The floor plans depict a typical layout of this house type. For exact plot specification, details of external and internal finishes, dimensions and floor plan differences consult your sales executive. All dimensions are + or - 50mm and floor plans are not shown to scale. The kitchen layout and furniture positions are for indicative purposes only. The computer generated image is for illustrative purposes only and it is from an imaginary viewpoint within an open space area. Its purpose is to give a feel for the development, not an accurate description of each property. The illustration shows a typical Taylor Wimpey home of this type, but there are, however, variances from site to site. External materials, finishes, landscaping and the position of garages (where provided) may vary throughout the development. Properties may also be built handed (mirror image). Images may include optional upgrades at an additional cost. Please ask for further details. TWEM 73178/March 2023



The Marford

4 BEDROOM HOME, TOTAL 1,546 sq. ft.



GROUND FLOOR

Lounge

4.76m x 3.91m 15' 8" x 12' 10"

Family room

3.26m x 3.91m 10' 8" x 12' 10"

Kitchen

3.32m x 4.79m 10' 11" x 15' 9"

Dining/Study

2.66m x 3.04m 8' 9" x 10' 0"



FIRST FLOOR

Bedroom 1 max.

3.64m x 4.91m 12' 0" x 16' 2"

Bedroom 2 max.

3.32m x 4.00m 10' 11" x 13' 2"

Bedroom 3 max.

3.23m x 4.72m 10' 7" x 15' 6"

Bedroom 4

2.55m x 3.81m 8' 4" x 12' 6"

* Plot Specific Window.

[→ Discover more about this home](#)

[→ View our current availability](#)

*Plot specific windows. The floor plans depict a typical layout of this house type. For exact plot specification, details of external and internal finishes, dimensions and floor plan differences consult your sales executive. All dimensions are + or - 50mm and floor plans are not shown to scale. The kitchen layout and furniture positions are for indicative purposes only. The computer generated image is for illustrative purposes only and it is from an imaginary viewpoint within an open space area. Its purpose is to give a feel for the development, not an accurate description of each property. The illustration shows a typical Taylor Wimpey home of this type, but there are, however, variances from site to site. External materials, finishes, landscaping and the position of garages (where provided) may vary throughout the development. Properties may also be built handed (mirror image). Images may include optional upgrades at an additional cost. Please ask for further details. TWEM 73178/March 2023



The Midford

4 BEDROOM HOME, TOTAL 1,153 sq. ft.



GROUND FLOOR

Lounge	3.62m × 4.37m	11' 11" × 14' 4"
Kitchen/Dining	5.71m × 3.38m	18' 9" × 11' 1"



FIRST FLOOR

Bedroom 1	3.27m × 3.61m	10' 9" × 11' 10"
Bedroom 2	2.81m × 3.53m	9' 3" × 11' 7"
Bedroom 3 min.	2.81m × 2.52m	9' 3" × 8' 3"
Bedroom 4	2.35m × 2.23m	7' 9" × 7' 4"

[→ Discover more about this home](#)

[→ View our current availability](#)

*Plot specific windows. The floor plans depict a typical layout of this house type. For exact plot specification, details of external and internal finishes, dimensions and floor plan differences consult your sales executive. All dimensions are + or - 50mm and floor plans are not shown to scale. The kitchen layout and furniture positions are for indicative purposes only. The computer generated image is for illustrative purposes only and it is from an imaginary viewpoint within an open space area. Its purpose is to give a feel for the development, not an accurate description of each property. The illustration shows a typical Taylor Wimpey home of this type, but there are, however, variances from site to site. External materials, finishes, landscaping and the position of garages (where provided) may vary throughout the development. Properties may also be built handed (mirror image). Images may include optional upgrades at an additional cost. Please ask for further details. TWEM 73178/March 2023



The Wortham

4 BEDROOM HOME, TOTAL 1,505 sq. ft.



GROUND FLOOR

Lounge

3.57m x 5.75m 11' 9" x 18' 10"

Kitchen/Dining

6.48m x 3.34m 21' 3" x 10' 11"



FIRST FLOOR

Bedroom 1 max.

3.60m x 4.78m 11' 10" x 15' 9"

Bedroom 2 min.

4.13m x 3.10m 13' 7" x 10' 2"

Bedroom 3

3.03m x 4.19m 10' 0" x 13' 9"

Bedroom 4

3.41m x 3.04m 11' 2" x 10' 0"

* Plot Specific Window.

[→ Discover more about this home](#)

[→ View our current availability](#)

*Plot specific windows. The floor plans depict a typical layout of this house type. For exact plot specification, details of external and internal finishes, dimensions and floor plan differences consult your sales executive. All dimensions are + or - 50mm and floor plans are not shown to scale. The kitchen layout and furniture positions are for indicative purposes only. The computer generated image is for illustrative purposes only and it is from an imaginary viewpoint within an open space area. Its purpose is to give a feel for the development, not an accurate description of each property. The illustration shows a typical Taylor Wimpey home of this type, but there are, however, variances from site to site. External materials, finishes, landscaping and the position of garages (where provided) may vary throughout the development. Properties may also be built handed (mirror image). Images may include optional upgrades at an additional cost. Please ask for further details. TWEM 73178/March 2023



The Gosford

3 BEDROOM HOME, TOTAL 852 sq. ft.



GROUND FLOOR

Lounge max.

3.69m × 4.26m 12' 1" × 14' 0"

Kitchen/Dining

4.72m × 2.87m 15' 6" × 9' 5"



FIRST FLOOR

Bedroom 1 min.

2.96m × 2.83m 9' 9" × 9' 4"

Bedroom 2

2.63m × 3.30m 8' 8" × 10' 10"

Bedroom 3 max.

2.00m × 3.55m 6' 7" × 11' 8"

[→ Discover more about this home](#)

[→ View our current availability](#)

*Plot specific windows. The floor plans depict a typical layout of this house type. For exact plot specification, details of external and internal finishes, dimensions and floor plan differences consult your sales executive. All dimensions are + or - 50mm and floor plans are not shown to scale. The kitchen layout and furniture positions are for indicative purposes only. The computer generated image is for illustrative purposes only and it is from an imaginary viewpoint within an open space area. Its purpose is to give a feel for the development, not an accurate description of each property. The illustration shows a typical Taylor Wimpey home of this type, but there are, however, variances from site to site. External materials, finishes, landscaping and the position of garages (where provided) may vary throughout the development. Properties may also be built handed (mirror image). Images may include optional upgrades at an additional cost. Please ask for further details. TWEM 73178/March 2023



The Amersham

3 BEDROOM HOME, TOTAL 975 sq. ft.



GROUND FLOOR

Lounge max.

3.49m x 4.03m 11' 6" x 13' 3"

Kitchen/Dining

4.36m x 2.87m 14' 4" x 9' 5"



FIRST FLOOR

Bedroom 1

3.21m x 4.21m 10' 6" x 13' 10"

Bedroom 2 max.

4.36m x 3.02m 14' 4" x 9' 11"

Bedroom 3 max.

2.89m x 2.88m 9' 6" x 9' 6"

* Plot Specific Window. ** Optional personnel door.

[→ Discover more about this home](#)

[→ View our current availability](#)

*Plot specific windows. The floor plans depict a typical layout of this house type. For exact plot specification, details of external and internal finishes, dimensions and floor plan differences consult your sales executive. All dimensions are + or - 50mm and floor plans are not shown to scale. The kitchen layout and furniture positions are for indicative purposes only. The computer generated image is for illustrative purposes only and it is from an imaginary viewpoint within an open space area. Its purpose is to give a feel for the development, not an accurate description of each property. The illustration shows a typical Taylor Wimpey home of this type, but there are, however, variances from site to site. External materials, finishes, landscaping and the position of garages (where provided) may vary throughout the development. Properties may also be built handed (mirror image). Images may include optional upgrades at an additional cost. Please ask for further details. TWEM 73178/March 2023



The Braxton

3 BEDROOM HOME, TOTAL 1,070 sq. ft.



GROUND FLOOR

Lounge max.

3.19m x 4.19m

10' 6" x 13' 9"

Kitchen/Dining max.

4.25m x 3.43m

14' 0" x 11' 3"



FIRST FLOOR

Bedroom 2 max.

4.25m x 2.82m

14' 0" x 9' 3"

Bedroom 3

2.15m x 3.59m

7' 1" x 11' 10"



SECOND FLOOR

Bedroom 1 max.

3.16m x 5.53m

10' 4" x 18' 2"



[Discover more about this home](#)



[View our current availability](#)

*Plot specific windows. The floor plans depict a typical layout of this house type. For exact plot specification, details of external and internal finishes, dimensions and floor plan differences consult your sales executive. All dimensions are + or - 50mm and floor plans are not shown to scale. The kitchen layout and furniture positions are for indicative purposes only. The computer generated image is for illustrative purposes only and it is from an imaginary viewpoint within an open space area. Its purpose is to give a feel for the development, not an accurate description of each property. The illustration shows a typical Taylor Wimpey home of this type, but there are, however, variances from site to site. External materials, finishes, landscaping and the position of garages (where provided) may vary throughout the development. Properties may also be built handed (mirror image). Images may include optional upgrades at an additional cost. Please ask for further details. TWEM 73178/March 2023



The Easedale

3 BEDROOM HOME, TOTAL 917 sq. ft.



GROUND FLOOR

Lounge

3.02m x 5.10m 9' 11" x 16' 9"

Kitchen/Dining

2.95m x 5.10m 9' 8" x 16' 9"



FIRST FLOOR

Bedroom 1

3.08m x 3.81m 10' 1" x 12' 6"

Bedroom 2

2.95m x 2.86m 9' 8" x 9' 5"

Bedroom 3

2.95m x 2.15m 9' 8" x 7' 1"

[→ Discover more about this home](#)

[→ View our current availability](#)

*Plot specific windows. The floor plans depict a typical layout of this house type. For exact plot specification, details of external and internal finishes, dimensions and floor plan differences consult your sales executive. All dimensions are + or - 50mm and floor plans are not shown to scale. The kitchen layout and furniture positions are for indicative purposes only. The computer generated image is for illustrative purposes only and it is from an imaginary viewpoint within an open space area. Its purpose is to give a feel for the development, not an accurate description of each property. The illustration shows a typical Taylor Wimpey home of this type, but there are, however, variances from site to site. External materials, finishes, landscaping and the position of garages (where provided) may vary throughout the development. Properties may also be built handed (mirror image). Images may include optional upgrades at an additional cost. Please ask for further details. TWEM 73178/March 2023



The Chelbury

3 BEDROOM HOME, TOTAL 1,288 sq. ft.



GROUND FLOOR

Lounge/Dining

4.78m x 3.17m 15' 8" x 10' 5"

Kitchen min.

2.57m x 3.53m 8' 5" x 11' 7"



FIRST FLOOR

Family room/Bedroom 4

4.78m x 3.17m 15' 8" x 10' 5"

Bedroom 3

2.65m x 2.83m 8' 9" x 9' 4"



SECOND FLOOR

Bedroom 1

4.78m x 3.17m 15' 8" x 10' 5"

Bedroom 2

4.78m x 2.89m 15' 8" x 9' 6"

* Plot Specific Window.



[View our current availability](#)

*Plot specific windows. The floor plans depict a typical layout of this house type. For exact plot specification, details of external and internal finishes, dimensions and floor plan differences consult your sales executive. All dimensions are + or - 50mm and floor plans are not shown to scale. The kitchen layout and furniture positions are for indicative purposes only. The computer generated image is for illustrative purposes only and it is from an imaginary viewpoint within an open space area. Its purpose is to give a feel for the development, not an accurate description of each property. The illustration shows a typical Taylor Wimpey home of this type, but there are, however, variances from site to site. External materials, finishes, landscaping and the position of garages (where provided) may vary throughout the development. Properties may also be built handed (mirror image). Images may include optional upgrades at an additional cost. Please ask for further details. TWEM 73178/March 2023



The Rosedale

3 BEDROOM HOME, TOTAL 862 sq. ft.



GROUND FLOOR

Lounge

4.85m x 3.01m 15' 11" x 9' 11"

Kitchen/Dining max.

4.85m x 3.19m 15' 11" x 10' 6"



FIRST FLOOR

Bedroom 1 max.

3.54m x 3.07m 11' 8" x 10' 1"

Bedroom 2 max.

3.54m x 2.37m 11' 8" x 7' 9"

Bedroom 3 min.

2.39m x 2.02m 7' 10" x 6' 7"




[View our current availability](#)

*Plot specific windows. The floor plans depict a typical layout of this house type. For exact plot specification, details of external and internal finishes, dimensions and floor plan differences consult your sales executive. All dimensions are + or - 50mm and floor plans are not shown to scale. The kitchen layout and furniture positions are for indicative purposes only. The computer generated image is for illustrative purposes only and it is from an imaginary viewpoint within an open space area. Its purpose is to give a feel for the development, not an accurate description of each property. The illustration shows a typical Taylor Wimpey home of this type, but there are, however, variances from site to site. External materials, finishes, landscaping and the position of garages (where provided) may vary throughout the development. Properties may also be built handed (mirror image). Images may include optional upgrades at an additional cost. Please ask for further details. TWEM 73178/March 2023



The Appleford

2 BEDROOM HOME, TOTAL 590 sq. ft.



GROUND FLOOR

Lounge/Dining

3.98m × 2.95m 13' 1" × 9' 1"

Kitchen

2.11m × 2.74m 6' 11" × 9' 0"



FIRST FLOOR

Bedroom 1

3.98m × 2.41m 13' 1" × 7' 11"

Bedroom 2 max.

3.98m × 2.33m 13' 1" × 7' 8"



[View our current availability](#)

*Plot specific windows. The floor plans depict a typical layout of this house type. For exact plot specification, details of external and internal finishes, dimensions and floor plan differences consult your sales executive. All dimensions are + or - 50mm and floor plans are not shown to scale. The kitchen layout and furniture positions are for indicative purposes only. The computer generated image is for illustrative purposes only and it is from an imaginary viewpoint within an open space area. Its purpose is to give a feel for the development, not an accurate description of each property. The illustration shows a typical Taylor Wimpey home of this type, but there are, however, variances from site to site. External materials, finishes, landscaping and the position of garages (where provided) may vary throughout the development. Properties may also be built handed (mirror image). Images may include optional upgrades at an additional cost. Please ask for further details. TWEM 73178/March 2023

Ways to buy

Everyone knows buying a new home is an exciting time. But it can be a stressful one too, which is why our sales executives and customer relations managers are there to help every step of the way, from your initial enquiry right through to opening the front door of your new home for the first time.



First time buyer?

[→ Here's how we can help](#)

Existing home owner?

[→ Here's how we can help](#)



Take your next step



Find your dream home on our website.



Book an appointment to view our show homes.



Take a virtual tour of our homes from the comfort of your sofa.



Have your questions answered by calling our sales executives on **01949 480 463**.



Find out how we can get you moving with our buying schemes.

[→ Book an appointment](#)

[→ How to buy a home](#)



BINGHAM GATE Land off Chapel Lane, Bingham, Nottingham NG13 8GF

CONTACT US ON 01949 480 463

Taylor Wimpey

Taylor Wimpey in their efforts to improve designs reserve the right to alter site plans, floor plans, elevations and specifications without notice. All lifestyle and location imagery used within this brochure is indicative only. Taylor Wimpey houses are sold freehold and apartments are sold leasehold. Please see the development page on our website for further details. For terms and conditions on our schemes and incentives including Help to Buy, Part Exchange and easymover, go to www.taylorwimpey.co.uk/terms. Information is correct at the time of going to print. Please speak to your sales executive for further details.