



Chivers Rise

WEST CAMBOURNE, CAMBRIDGESHIRE

A beautiful collection of two bedroom apartments and two, three, four and five bedroom homes located a short distance away from the city of Cambridge.

Taylor
Wimpey

Contents



**Welcome to
Chivers Rise**



03



**Personalise
your home**



05



**Included
as standard**



06



Our homes



07



Ways to buy



29



**Take your
next step**




30

Welcome to Chivers Rise

Chivers Rise is a brand new community of high quality homes at West Cambourne.

This exciting new development will feature a range of new facilities such as a community centre, sports pavilion, pitches and public squares for the residents to use.



[View the site plan](#)

This computer generated image is for illustrative purposes only. Its purpose is to give a feel for the development, not an accurate description of each property. Please enquire for further details.

Love town life

Cambourne boasts plenty of green space to enjoy, including the nature reserve and orchards for you to explore as a family. There is an excellent range of amenities close to the development and a choice of local schools within walking distance.

For commuting, you will have easy access to the A14 and ongoing links to the M11, A1 and A11. With St Neots train station a 16-minute drive* away, you can reach London King's Cross in only 44 minutes†.

Local countryside



Fitness & Sports centre



Retail Park



Watch development video

*Car travel times taken from google.co.uk/maps and are approximate only. †Rail times taken from nationalrail.co.uk and are approximate only.



Personalise your home

A new Taylor Wimpey home is a blank canvas, ready for you to put your stamp on even before you move in.

You can choose from a range of high-quality options for your kitchen, bedroom and bathroom to suit your taste – and all from the comfort of your own sofa. We offer a range of contemporary and traditional kitchen units and patterned or plain tiles for your bathroom, so whatever your preferred style, we've got you covered.

Using our innovative Options Online tool, you can visualise your new home room-by-room and customise each one as you go. For example, across different rooms, you can select your personal favourite from our extensive range of flooring, which includes luxury carpet, LVT, vinyl and tiles. You can also choose your options with the help of your Sales Executive if you'd prefer.

Our customers have created some fantastic spaces in their homes and you can get inspiration from their choices by following us on Instagram. You can also check out a host of interior design tips on our website.

[→ Find out more](#)



Options availability is subject to build stage of plots and options won't be available if plots have reached a certain build stage. Please contact your Sales Executive for further information.

Included as standard

From the external features to the finishing touches, every detail of our homes is designed with our customers in mind.

While you'll have the choice to upgrade, all our houses are fitted with a range of high-quality features at no extra cost to you.

You'll find a complete list of all items that come as standard in your house below.



Kitchens

All our kitchens are fitted with beautiful units and worktops. You can choose your preferred style and colour to create your perfect cooking and entertaining space.

A range of accessories including stylish splashbacks, a stainless steel sink and taps, and lighting*, give your kitchen a clean, contemporary finish. You'll get a modern, energy-efficient oven with built-in hob and integrated hood.

Utility rooms[†]

Units will be fitted to match your chosen kitchen style, complete with a sink and tap. If your home has a toilet in the utility room, we'll fit a contemporary white basin and toilet for a sleek finish.



Bathrooms, en suites and shower rooms

Modern white sanitaryware, including toilet, basin and bath with chrome taps, give your main bathroom a clean look. The matching sanitaryware is fitted in en suites and shower rooms, which also benefit from a shower and glass enclosure.

For a distinct look, we offer a varied range of ceramic wall tiles for you to choose from to make your bathroom and en suite stand out from the crowd.

Garden[†]

The outside of your home is just as carefully considered as the inside. You'll get a fully turfed and landscaped front garden, including plants. The back garden includes a slabbed area and your privacy is protected by a garden fence.



* = Options, upgrades and colour choices are available subject to stage of construction

All of the specification listed is included in our houses as standard. For the specification included in our apartments, please see the separate apartment specification list. Recent changes in building regulations may affect the energy performance calculation on some new build homes. This means that the addition of a shower over a bath as an upgrade may no longer be available on selected homes. Please speak to our Sales Executive to find out more. Standard specifications are correct at time of going to print, but are subject to change without notice. Please contact the Sales Executive for further information.

Our homes

→ 2 bedroom homes



→ 3 bedroom homes




→ 4 bedroom homes



→ 5 bedroom homes



→ 2 bedroom apartments



→ View the site plan



The Dovedale

2 BEDROOM COACH HOUSE



GROUND FLOOR



FIRST FLOOR

Kitchen/Living/Dining Area

5.34m × 3.80m 17'6" × 12'6"

Bedroom 1 min.

3.23m × 3.03m 10'7" × 10'0"

Bedroom 2 min.

3.26m × 1.95m 10'8" × 6'5"

[→ Discover more about this development](#)

[→ View our current availability](#)

The floor plans depict a typical layout of this house type. For exact plot specification, details of external and internal finishes, dimensions and floor plan differences consult your Sales Executive. All dimensions are + or - 50mm and floor plans are not shown to scale. The kitchen layout and furniture positions are for indicative purposes only. The computer generated image is for illustrative purposes only and it is from an imaginary viewpoint within an open space area. Its purpose is to give a feel for the development, not an accurate description of each property. The illustration shows a typical Taylor Wimpey home of this type, but there are, however, variances from site to site. External materials, finishes, landscaping and the position of garages (where provided) may vary throughout the development. Properties may also be built handed (mirror image). Images may include optional upgrades at an additional cost. Please ask for further details. Please speak to our Sales Executives regarding the tenure of our new homes. 53480 / December 2024.



The Canford

2 BEDROOM HOME



GROUND FLOOR

Kitchen

3.03m × 1.84m 9'11" × 6'1"

Living/Dining Area max.

4.74m × 3.96m 15'7" × 13'0"



FIRST FLOOR

Bedroom 1

3.09m × 2.95m 10'2" × 9'8"

Bedroom 2

3.34m max. × 2.56m 11'0" max. × 8'5"



[Discover more about this home](#)



[View our current availability](#)

The floor plans depict a typical layout of this house type. For exact plot specification, details of external and internal finishes, dimensions and floor plan differences consult your Sales Executive. All dimensions are + or - 50mm and floor plans are not shown to scale. The kitchen layout and furniture positions are for indicative purposes only. The computer generated image is for illustrative purposes only and it is from an imaginary viewpoint within an open space area. Its purpose is to give a feel for the development, not an accurate description of each property. The illustration shows a typical Taylor Wimpey home of this type, but there are, however, variances from site to site. External materials, finishes, landscaping and the position of garages (where provided) may vary throughout the development. Properties may also be built handed (mirror image). Images may include optional upgrades at an additional cost. Please ask for further details. Please speak to our Sales Executives regarding the tenure of our new homes. 53480 / December 2024.



The Gosford

3 BEDROOM HOME



GROUND FLOOR

Kitchen/Dining Area

4.74m × 2.88m 15'7" × 9'6"

Living Room max.

4.27m × 3.70m 14'0" × 12'2"



FIRST FLOOR

Bedroom 1 min.

2.98m × 2.84m 9'10" × 9'4"

Bedroom 2

3.31m × 2.65m 10'11" × 8'9"

Bedroom 3

3.55m × 2.03m 11'8" × 6'8"



Discover more about this home



View our current availability

The floor plans depict a typical layout of this house type. For exact plot specification, details of external and internal finishes, dimensions and floor plan differences consult your Sales Executive. All dimensions are + or - 50mm and floor plans are not shown to scale. The kitchen layout and furniture positions are for indicative purposes only. The computer generated image is for illustrative purposes only and it is from an imaginary viewpoint within an open space area. Its purpose is to give a feel for the development, not an accurate description of each property. The illustration shows a typical Taylor Wimpey home of this type, but there are, however, variances from site to site. External materials, finishes, landscaping and the position of garages (where provided) may vary throughout the development. Properties may also be built handed (mirror image). Images may include optional upgrades at an additional cost. Please ask for further details. Please speak to our Sales Executives regarding the tenure of our new homes. 53480 / December 2024.



The Easedale

3 BEDROOM HOME



GROUND FLOOR

Kitchen/Dining Area

5.06m x 2.92m 16'7" x 9'7"

Living Room

5.09m x 3.03m 16'9" x 10'0"



FIRST FLOOR

Bedroom 1

3.76m x 3.07m 12'4" x 10'1"

Bedroom 2

2.96m x 2.87m 9'9" x 9'5"

Bedroom 3

2.96m x 2.14m 9'9" x 7'0"

[→ Discover more about this home](#)

[→ View our current availability](#)

The floor plans depict a typical layout of this house type. For exact plot specification, details of external and internal finishes, dimensions and floor plan differences consult your Sales Executive. All dimensions are + or - 50mm and floor plans are not shown to scale. The kitchen layout and furniture positions are for indicative purposes only. The computer generated image is for illustrative purposes only and it is from an imaginary viewpoint within an open space area. Its purpose is to give a feel for the development, not an accurate description of each property. The illustration shows a typical Taylor Wimpey home of this type, but there are, however, variances from site to site. External materials, finishes, landscaping and the position of garages (where provided) may vary throughout the development. Properties may also be built handed (mirror image). Images may include optional upgrades at an additional cost. Please ask for further details. Please speak to our Sales Executives regarding the tenure of our new homes. 53480 / December 2024.



The Yewdale

3 BEDROOM HOME



GROUND FLOOR

Kitchen/Dining Area

5.11m × 2.92m 16'10" × 9'7"

Living Room

5.11m × 3.06m 16'10" × 10'1"



FIRST FLOOR

Bedroom 1

3.83m × 3.09m 12'7" × 10'2"

Bedroom 2

2.96m × 2.87m 9'9" × 9'5"

Bedroom 3

2.96m × 2.15m 9'9" × 7'1"



Discover more about this home



View our current availability

The floor plans depict a typical layout of this house type. For exact plot specification, details of external and internal finishes, dimensions and floor plan differences consult your Sales Executive. All dimensions are + or - 50mm and floor plans are not shown to scale. The kitchen layout and furniture positions are for indicative purposes only. The computer generated image is for illustrative purposes only and it is from an imaginary viewpoint within an open space area. Its purpose is to give a feel for the development, not an accurate description of each property. The illustration shows a typical Taylor Wimpey home of this type, but there are, however, variances from site to site. External materials, finishes, landscaping and the position of garages (where provided) may vary throughout the development. Properties may also be built handed (mirror image). Images may include optional upgrades at an additional cost. Please ask for further details. Please speak to our Sales Executives regarding the tenure of our new homes. 53480 / December 2024.



The Caxton

3 BEDROOM HOME



GROUND FLOOR

Kitchen/Dining Area

4.23m x 2.68m min. 13'11" x 8'10" min.

Living Room

4.16m x 3.18m max. 13'8" x 10'5" max.



FIRST FLOOR

Bedroom 2

4.31m max. x 2.79m 14'2" max. x 9'2"

Bedroom 3

3.56m x 2.14m 11'8" x 7'0"



SECOND FLOOR

Bedroom 1

6.27m x 3.13m max. 20'7" x 10'4" max.



[Discover more about this development](#)



[View our current availability](#)

The floor plans depict a typical layout of this house type. For exact plot specification, details of external and internal finishes, dimensions and floor plan differences consult your Sales Executive. All dimensions are + or - 50mm and floor plans are not shown to scale. The kitchen layout and furniture positions are for indicative purposes only. The computer generated image is for illustrative purposes only and it is from an imaginary viewpoint within an open space area. Its purpose is to give a feel for the development, not an accurate description of each property. The illustration shows a typical Taylor Wimpey home of this type, but there are, however, variances from site to site. External materials, finishes, landscaping and the position of garages (where provided) may vary throughout the development. Properties may also be built handed (mirror image). Images may include optional upgrades at an additional cost. Please ask for further details. Please speak to our Sales Executives regarding the tenure of our new homes. 53480 / December 2024.



The Trusdale

4 BEDROOM HOME



GROUND FLOOR

Kitchen/Dining Area

6.10m × 3.60m max. 20'1" × 11'10" max.

Living Room

6.10m × 3.48m 20'1" × 11'5"



FIRST FLOOR

Bedroom 1

3.75m max. × 3.51m 12'4" max. × 11'7"

Bedroom 2

3.63m × 2.96m 11'11" × 9'9"

Bedroom 3

3.05m × 2.52m 10'0" × 8'3"

Bedroom 4

3.55m × 2.26m 11'8" × 7'5"



Discover more about this home



View our current availability

The floor plans depict a typical layout of this house type. For exact plot specification, details of external and internal finishes, dimensions and floor plan differences consult your Sales Executive. All dimensions are + or - 50mm and floor plans are not shown to scale. The kitchen layout and furniture positions are for indicative purposes only. The computer generated image is for illustrative purposes only and it is from an imaginary viewpoint within an open space area. Its purpose is to give a feel for the development, not an accurate description of each property. The illustration shows a typical Taylor Wimpey home of this type, but there are, however, variances from site to site. External materials, finishes, landscaping and the position of garages (where provided) may vary throughout the development. Properties may also be built handed (mirror image). Images may include optional upgrades at an additional cost. Please ask for further details. Please speak to our Sales Executives regarding the tenure of our new homes. 53480 / December 2024.



The Chelbury

4 BEDROOM HOME



GROUND FLOOR

Kitchen

3.54m × 2.80m max.
11'8" × 9'3" max.

Living/Dining Area

4.76m × 3.18m 15'8" × 10'5"



FIRST FLOOR

Family Room/Bedroom 4

4.80m × 3.18m 15'9" × 10'5"

Bedroom 3

2.84m × 2.68m 9'4" × 8'10"



SECOND FLOOR

Bedroom 1

4.80m × 3.18m 15'9" × 10'5"

Bedroom 2

4.80m max. × 2.90m 15'9" max. × 9'6"



[Discover more about this development](#)



[View our current availability](#)

The floor plans depict a typical layout of this house type. For exact plot specification, details of external and internal finishes, dimensions and floor plan differences consult your Sales Executive. All dimensions are + or - 50mm and floor plans are not shown to scale. The kitchen layout and furniture positions are for indicative purposes only. The computer generated image is for illustrative purposes only and it is from an imaginary viewpoint within an open space area. Its purpose is to give a feel for the development, not an accurate description of each property. The illustration shows a typical Taylor Wimpey home of this type, but there are, however, variances from site to site. External materials, finishes, landscaping and the position of garages (where provided) may vary throughout the development. Properties may also be built handed (mirror image). Images may include optional upgrades at an additional cost. Please ask for further details. Please speak to our Sales Executives regarding the tenure of our new homes. 53480 / December 2024.



The Midford

4 BEDROOM HOME



GROUND FLOOR

Kitchen/Dining Area

5.73m x 3.42m 18'10" x 11'3"

Living Room

4.44m x 3.64m 14'7" x 12'0"



FIRST FLOOR

Bedroom 1

3.61m x 3.26m 11'10" x 10'8"

Bedroom 2

3.54m x 2.83m 11'8" x 9'4"

Bedroom 3

2.84m x 2.53m min. 9'4" x 8'4" min.

Bedroom 4

2.38m x 2.23m 7'10" x 7'4"



[Discover more about this home](#)



[View our current availability](#)

The floor plans depict a typical layout of this house type. For exact plot specification, details of external and internal finishes, dimensions and floor plan differences consult your Sales Executive. All dimensions are + or - 50mm and floor plans are not shown to scale. The kitchen layout and furniture positions are for indicative purposes only. The computer generated image is for illustrative purposes only and it is from an imaginary viewpoint within an open space area. Its purpose is to give a feel for the development, not an accurate description of each property. The illustration shows a typical Taylor Wimpey home of this type, but there are, however, variances from site to site. External materials, finishes, landscaping and the position of garages (where provided) may vary throughout the development. Properties may also be built handed (mirror image). Images may include optional upgrades at an additional cost. Please ask for further details. Please speak to our Sales Executives regarding the tenure of our new homes. 53480 / December 2024.



The Manford

4 BEDROOM HOME



GROUND FLOOR

Kitchen/Dining Area

8.13m × 2.91m min. 26'8" × 9'7" min.

Living Room

4.76m × 3.89m 15'8" × 12'9"

Study

2.62m × 2.11m 8'7" × 6'11"



FIRST FLOOR

Bedroom 1

3.89m max. × 3.72m 12'9" max. × 12'3"

Bedroom 2

4.03m × 3.10m max. 13'3" × 10'2" max.

Bedroom 3 max.

3.67m × 3.04m 12'1" × 10'0"

Bedroom 4 max.

3.98m × 2.76m 13'1" × 9'1"



[Discover more about this home](#)



[View our current availability](#)

The floor plans depict a typical layout of this house type. For exact plot specification, details of external and internal finishes, dimensions and floor plan differences consult your Sales Executive. All dimensions are + or - 50mm and floor plans are not shown to scale. The kitchen layout and furniture positions are for indicative purposes only. The computer generated image is for illustrative purposes only and it is from an imaginary viewpoint within an open space area. Its purpose is to give a feel for the development, not an accurate description of each property. The illustration shows a typical Taylor Wimpey home of this type, but there are, however, variances from site to site. External materials, finishes, landscaping and the position of garages (where provided) may vary throughout the development. Properties may also be built handed (mirror image). Images may include optional upgrades at an additional cost. Please ask for further details. Please speak to our Sales Executives regarding the tenure of our new homes. 53480 / December 2024.



The Waysdale

4 BEDROOM HOME



GROUND FLOOR

Kitchen/Breakfast/Family Area

6.85m × 3.52m 22'6" × 11'7"

Dining Room

3.05m × 2.90m 10'0" × 9'6"

Living Room

4.64m × 4.48m 15'3" × 14'9"



FIRST FLOOR

Bedroom 1

3.78m min. × 3.52m max. 12'5" min. × 11'7" max.

Bedroom 2

4.64m × 2.97m 15'3" × 9'9"

Bedroom 3

3.05m × 2.87m 10'0" × 9'5"

Bedroom 4 max.

3.55m × 2.78m 11'8" × 9'2"

[→ Discover more about this development](#)

[→ View our current availability](#)

The floor plans depict a typical layout of this house type. For exact plot specification, details of external and internal finishes, dimensions and floor plan differences consult your Sales Executive. All dimensions are + or - 50mm and floor plans are not shown to scale. The kitchen layout and furniture positions are for indicative purposes only. The computer generated image is for illustrative purposes only and it is from an imaginary viewpoint within an open space area. Its purpose is to give a feel for the development, not an accurate description of each property. The illustration shows a typical Taylor Wimpey home of this type, but there are, however, variances from site to site. External materials, finishes, landscaping and the position of garages (where provided) may vary throughout the development. Properties may also be built handed (mirror image). Images may include optional upgrades at an additional cost. Please ask for further details. Please speak to our Sales Executives regarding the tenure of our new homes. 53480 / December 2024.



The Marford

4 BEDROOM HOME



GROUND FLOOR

Kitchen

4.80m × 3.33m 15'9" × 10'11"

Dining Room

3.94m × 3.27m 12'11" × 10'9"

Living Room

4.77m × 3.94m 15'8" × 12'11"

Family Room/Study

3.05m × 2.67m 10'0" × 8'9"



FIRST FLOOR

Bedroom 1

4.92m × 3.65 max. 16'2" × 12'0" max.

Bedroom 2

4.01m × 3.33m 13'2" × 10'11"

Bedroom 3 max.

4.76m × 3.24m 15'8" × 10'8"

Bedroom 4

3.85m × 2.56m 12'8" × 8'5"



[Discover more about this home](#)



[View our current availability](#)

The floor plans depict a typical layout of this house type. For exact plot specification, details of external and internal finishes, dimensions and floor plan differences consult your Sales Executive. All dimensions are + or - 50mm and floor plans are not shown to scale. The kitchen layout and furniture positions are for indicative purposes only. The computer generated image is for illustrative purposes only and it is from an imaginary viewpoint within an open space area. Its purpose is to give a feel for the development, not an accurate description of each property. The illustration shows a typical Taylor Wimpey home of this type, but there are, however, variances from site to site. External materials, finishes, landscaping and the position of garages (where provided) may vary throughout the development. Properties may also be built handed (mirror image). Images may include optional upgrades at an additional cost. Please ask for further details. Please speak to our Sales Executives regarding the tenure of our new homes. 53480 / December 2024.



The Garrton

5 BEDROOM HOME



GROUND FLOOR

Kitchen/Dining Area

8.35m x 2.84m min. 27'5" x 9'4" min.

Living Room

4.72m x 3.41m 15'6" x 11'3"

Family/Study Area

2.75m x 2.27m 9'0" x 7'6"



FIRST FLOOR

Bedroom 1

3.99m x 3.41m 13'1" x 11'3"

Bedroom 4

3.63m x 2.75m 11'11" x 9'1"

Bedroom 5

2.99m x 2.55m 9'10" x 8'5"



SECOND FLOOR

Bedroom 2

4.59m x 3.41m 15'1" x 11'3"

Bedroom 3

3.66m x 2.77m 12'0" x 9'1"



Discover more about this home




View our current availability

The floor plans depict a typical layout of this house type. For exact plot specification, details of external and internal finishes, dimensions and floor plan differences consult your Sales Executive. All dimensions are + or - 50mm and floor plans are not shown to scale. The kitchen layout and furniture positions are for indicative purposes only. The computer generated image is for illustrative purposes only and it is from an imaginary viewpoint within an open space area. Its purpose is to give a feel for the development, not an accurate description of each property. The illustration shows a typical Taylor Wimpey home of this type, but there are, however, variances from site to site. External materials, finishes, landscaping and the position of garages (where provided) may vary throughout the development. Properties may also be built handed (mirror image). Images may include optional upgrades at an additional cost. Please ask for further details. Please speak to our Sales Executives regarding the tenure of our new homes. 53480 / December 2024.



Chivers Court

2 BEDROOM APARTMENTS



Second floor



First floor



Ground floor

PLOTS 356-361

Kitchen/Living/Dining Area

5.50m × 3.80m 18'1" × 12'6"

Bedroom 1

3.32m × 2.92m min. 10'11" × 9'7" min.

Bedroom 2

3.80m × 2.87m 12'6" × 9'5"

[→ Discover more about this development](#)

[→ View our current availability](#)

The floor plans depict a typical layout of this house type. For exact plot specification, details of external and internal finishes, dimensions and floor plan differences consult your Sales Executive. All dimensions are + or - 50mm and floor plans are not shown to scale. The kitchen layout and furniture positions are for indicative purposes only. The computer generated image is for illustrative purposes only and it is from an imaginary viewpoint within an open space area. Its purpose is to give a feel for the development, not an accurate description of each property. The illustration shows a typical Taylor Wimpey home of this type, but there are, however, variances from site to site. External materials, finishes, landscaping and the position of garages (where provided) may vary throughout the development. Properties may also be built handed (mirror image). Images may include optional upgrades at an additional cost. Please ask for further details. Images speak to our Sales Executives regarding the tenure of our new homes. 53480 / December 2024.



Hollendale House

2 BEDROOM APARTMENTS



PLOTS 375-383

Kitchen/Living/Dining Area

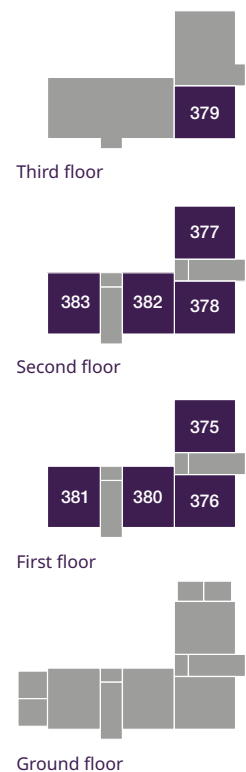
5.50m × 3.80m 18'1" × 12'6"

Bedroom 1

3.32m × 2.92m min. 10'11" × 9'7" min.

Bedroom 2

3.80m × 2.87m 12'6" × 9'5"



[→ Discover more about this development](#)

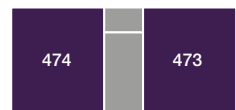
[→ View our current availability](#)

The floor plans depict a typical layout of this house type. For exact plot specification, details of external and internal finishes, dimensions and floor plan differences consult your Sales Executive. All dimensions are + or - 50mm and floor plans are not shown to scale. The kitchen layout and furniture positions are for indicative purposes only. The computer generated image is for illustrative purposes only and it is from an imaginary viewpoint within an open space area. Its purpose is to give a feel for the development, not an accurate description of each property. The illustration shows a typical Taylor Wimpey home of this type, but there are, however, variances from site to site. External materials, finishes, landscaping and the position of garages (where provided) may vary throughout the development. Properties may also be built handed (mirror image). Images may include optional upgrades at an additional cost. Please ask for further details. Please speak to our Sales Executives regarding the tenure of our new homes. 53480 / December 2024.




Peckover House

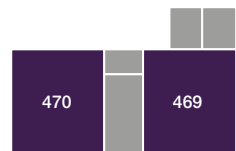
2 BEDROOM APARTMENTS



Second floor



First floor



Ground floor

PLOTS 469-474

Kitchen/Living/Dining Area

5.50m × 3.80m 18'1" × 12'6"

Bedroom 1

3.32m × 2.92m min. 10'11" × 9'7" min.

Bedroom 2

3.80m × 2.87m 12'6" × 9'5"

[→ Discover more about this development](#)

[→ View our current availability](#)

The floor plans depict a typical layout of this house type. For exact plot specification, details of external and internal finishes, dimensions and floor plan differences consult your Sales Executive. All dimensions are + or - 50mm and floor plans are not shown to scale. The kitchen layout and furniture positions are for indicative purposes only. The computer generated image is for illustrative purposes only and it is from an imaginary viewpoint within an open space area. Its purpose is to give a feel for the development, not an accurate description of each property. The illustration shows a typical Taylor Wimpey home of this type, but there are, however, variances from site to site. External materials, finishes, landscaping and the position of garages (where provided) may vary throughout the development. Properties may also be built handed (mirror image). Images may include optional upgrades at an additional cost. Please ask for further details. Please speak to our Sales Executives regarding the tenure of our new homes. 53480 / December 2024.



Morley House

2 BEDROOM APARTMENTS



Second floor



First floor



Ground floor

PLOTS 526-531

Kitchen/Living/Dining Area

5.50m × 3.80m

18'1" × 12'6"

Bedroom 1

3.32m × 2.92m min.

10'11" × 9'7" min.

Bedroom 2

3.80m × 2.87m

12'6" × 9'5"



[Discover more about this development](#)



[View our current availability](#)

The floor plans depict a typical layout of this house type. For exact plot specification, details of external and internal finishes, dimensions and floor plan differences consult your Sales Executive. All dimensions are + or - 50mm and floor plans are not shown to scale. The kitchen layout and furniture positions are for indicative purposes only. The computer generated image is for illustrative purposes only and it is from an imaginary viewpoint within an open space area. Its purpose is to give a feel for the development, not an accurate description of each property. The illustration shows a typical Taylor Wimpey home of this type, but there are, however, variances from site to site. External materials, finishes, landscaping and the position of garages (where provided) may vary throughout the development. Properties may also be built handed (mirror image). Images may include optional upgrades at an additional cost. Please ask for further details. Please speak to our Sales Executives regarding the tenure of our new homes. 53480 / December 2024.



Pippin Court

2 BEDROOM APARTMENTS



Second floor



First floor



Ground floor

PLOTS 540–545

Kitchen/Living/Dining Area

5.50m × 3.80m 18'1" × 12'6"

Bedroom 1

3.32m × 2.92m min. 10'11" × 9'7" min.

Bedroom 2

3.80m × 2.87m 12'6" × 9'5"

[→ Discover more about this development](#)

[→ View our current availability](#)

The floor plans depict a typical layout of this house type. For exact plot specification, details of external and internal finishes, dimensions and floor plan differences consult your Sales Executive. All dimensions are + or - 50mm and floor plans are not shown to scale. The kitchen layout and furniture positions are for indicative purposes only. The computer generated image is for illustrative purposes only and it is from an imaginary viewpoint within an open space area. Its purpose is to give a feel for the development, not an accurate description of each property. The illustration shows a typical Taylor Wimpey home of this type, but there are, however, variances from site to site. External materials, finishes, landscaping and the position of garages (where provided) may vary throughout the development. Properties may also be built handed (mirror image). Images may include optional upgrades at an additional cost. Please ask for further details. Please speak to our Sales Executives regarding the tenure of our new homes. 53480 / December 2024.

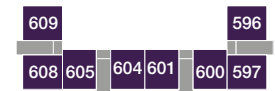


Everard Court

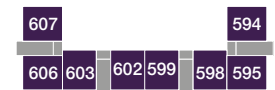
2 BEDROOM APARTMENTS



Third floor



Second floor



First floor



Ground floor

PLOTS 594-610

Kitchen/Living/Dining Area

5.50m × 3.80m

18'1" × 12'6"

Bedroom 1

3.32m × 2.92m min.

10'11" × 9'7" min.

Bedroom 2

3.80m × 2.87m

12'6" × 9'5"

[→ Discover more about this development](#)

[→ View our current availability](#)

The floor plans depict a typical layout of this house type. For exact plot specification, details of external and internal finishes, dimensions and floor plan differences consult your Sales Executive. All dimensions are + or - 50mm and floor plans are not shown to scale. The kitchen layout and furniture positions are for indicative purposes only. The computer generated image is for illustrative purposes only and it is from an imaginary viewpoint within an open space area. Its purpose is to give a feel for the development, not an accurate description of each property. The illustration shows a typical Taylor Wimpey home of this type, but there are, however, variances from site to site. External materials, finishes, landscaping and the position of garages (where provided) may vary throughout the development. Properties may also be built handed (mirror image). Images may include optional upgrades at an additional cost. Please ask for further details. Please speak to our Sales Executives regarding the tenure of our new homes. 53480 / December 2024.




Gage House

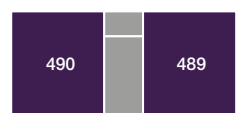
2 BEDROOM APARTMENTS



Second floor



First floor



Ground floor

PLOTS 489-494

Kitchen/Living/Dining Area

5.50m × 3.80m 18'1" × 12'6"

Bedroom 1

3.32m × 2.92m min. 10'11" × 9'7" min.

Bedroom 2

3.80m × 2.87m 12'6" × 9'5"

[→ Discover more about this development](#)


[→ View our current availability](#)

The floor plans depict a typical layout of this house type. For exact plot specification, details of external and internal finishes, dimensions and floor plan differences consult your Sales Executive. All dimensions are + or - 50mm and floor plans are not shown to scale. The kitchen layout and furniture positions are for indicative purposes only. The computer generated image is for illustrative purposes only and it is from an imaginary viewpoint within an open space area. Its purpose is to give a feel for the development, not an accurate description of each property. The illustration shows a typical Taylor Wimpey home of this type, but there are, however, variances from site to site. External materials, finishes, landscaping and the position of garages (where provided) may vary throughout the development. Properties may also be built handed (mirror image). Images may include optional upgrades at an additional cost. Please ask for further details. Please speak to our Sales Executives regarding the tenure of our new homes. 53480 / December 2024.




Laxton House

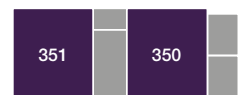
2 BEDROOM APARTMENTS



Second floor



First floor



Ground floor

PLOT 350-355

Kitchen/Living/Dining Area

5.50m × 3.80m

18'1" × 12'6"

Bedroom 1

3.32m × 2.92m min.

10'11" × 9'7" min.

Bedroom 2

3.80m × 2.87m

12'6" × 9'5"

[→ Discover more about this development](#)

[→ View our current availability](#)

The floor plans depict a typical layout of this house type. For exact plot specification, details of external and internal finishes, dimensions and floor plan differences consult your Sales Executive. All dimensions are + or - 50mm and floor plans are not shown to scale. The kitchen layout and furniture positions are for indicative purposes only. The computer generated image is for illustrative purposes only and it is from an imaginary viewpoint within an open space area. Its purpose is to give a feel for the development, not an accurate description of each property. The illustration shows a typical Taylor Wimpey home of this type, but there are, however, variances from site to site. External materials, finishes, landscaping and the position of garages (where provided) may vary throughout the development. Properties may also be built handed (mirror image). Images may include optional upgrades at an additional cost. Please ask for further details. Please speak to our Sales Executives regarding the tenure of our new homes. 53480 / December 2024.

Ways to buy

Everyone knows buying a new home is an exciting time. But it can be a stressful one too, which is why our Sales Executives and Customer Relations Managers are there to help every step of the way, from your initial enquiry right through to opening the front door of your new home for the first time.



First time buyer?

 Here's how we can help

Existing home owner?

 Here's how we can help



Please speak to your Sales Executive for further details.

Take your next step



Find your dream home
on our website.



**Book an
appointment to
view our show homes.**



Take a virtual tour of
our homes from the
comfort of your sofa.



Have your questions
answered by calling
our sales executives on
01954 380 112.



Find out how we can
get you moving with
our buying schemes.



Book an appointment



How to buy a home



CHIVERS RISE Sheepfold Lane, Cambourne, Cambridgeshire, CB23 6EF

CONTACT US ON 01954 773 808

Taylor Wimpey

Taylor Wimpey in their efforts to improve designs reserve the right to alter site plans, floor plans, elevations and specifications without notice. All lifestyle and location imagery used within this brochure is indicative only. Taylor Wimpey houses are sold freehold and apartments are sold leasehold. Please see the development page on our website for further details. Information is correct at the time of going to broadcast. The HBF 5-star Award is awarded to homebuilders that achieve above 90% in the percentage of customers who would recommend Taylor Wimpey to a friend eight weeks after legal completion. Please visit HBF 5-star Award Taylor Wimpey for more information. Please speak to your Sales Executive for further details.