



Titan Wharf

STOURBRIDGE, WEST MIDLANDS

Situated on the northern edge of the historic market town of Stourbridge, Titan Wharf provides an exciting collection of one, two, three and four-bedroom apartments and houses.


Taylor
Wimpey

Contents

→ **Welcome to Titan Wharf**



→ **Personalise your home**



→ **Included as standard**




→ **Our homes**



→ **Ways to buy**



→ **Take your next step**



Welcome to Titan Wharf

Here you'll find a stunning collection of one and two bedroom apartments and two, three, and four-bedroom houses in Stourbridge, just a short walk from the historical town centre. Each home has been carefully designed to complement the character of the area and is ready to be enjoyed by your family for many years to come.

Embrace a new life at Titan Wharf.



[→ View the site plan](#)

Love Stourbridge life

Located just next to Stourbridge Canal and with its close proximity to the historic town centre, Titan Wharf has everything you might need close by. Stourbridge is a market town in the West Midlands, famous for its glass industry and right on the edge of picturesque countryside.

Less than fifteen miles from Birmingham, Stourbridge boasts an abundance of high street shops, supermarkets, restaurants and bars for everyone to enjoy.

Stourbridge Canal



Famous glass works



A traditional market town



Personalise your home

A new Taylor Wimpey home is a blank canvas, ready for you to put your stamp on even before you move in. You can choose from a range of high quality options for your kitchen, bedroom and bathroom to suit your taste – and all from the comfort of your sofa. We offer dark and light kitchen units and patterned or plain tiles for your bathroom, so whatever your preferred style we've got you covered.

Using our innovative Options Online tool, you can visualise your new home room-by-room and customise each as you go. You can also choose your options with the help of your Sales Executive if you'd prefer.

Our customers have created some fantastic spaces in their homes and you can get inspiration from their choices by following us on Instagram. You can also check out a host of interior design tips on our website.

[→ Find out more](#)



Options availability is subject to build stage of plots and options won't be available if plots have reached a certain build stage. Please contact the Sales Executive for further information.

Included as standard

From the external features to the finishing touches, every detail of our homes is designed with our customers in mind.

While you'll have the choice to upgrade some of our standard offerings, all of our houses are fitted with a range of high quality features at no extra cost to you.

You'll find a complete list of all items that come as standard in your house below.



Kitchens

All of our kitchens are fitted with beautiful units and worktops and you can choose your preferred style and colour to create your perfect cooking and entertaining space.

A range of accessories including stylish splashbacks, a stainless steel sink and Zeno Taps, and lighting gives your kitchen a clean, contemporary finish. You'll get a modern, energy efficient Zanussi oven with built-in gas hob and integrated hood and extractor fan too.

Utility rooms[†]

Units will be fitted to match your chosen kitchen style, complete with a stainless steel sink and Zeno Taps. If your home has a toilet in the utility room, we'll fit a contemporary white basin and toilet for a sleek finish.



Bathrooms, en suites and shower rooms

Modern white sanitaryware, including toilet, basin and bath with chrome Ideal Standard taps give your main bathroom a clean look. The same sanitaryware is fitted in en suites and shower rooms which also benefit from an Aqualisa shower and glass enclosure. For a distinct look, we offer a varied range of Porcelanosa ceramic wall tiles for you to choose from to make your bathroom and en suite stand out from the crowd.



Garden[†]

The outside of your home is just as carefully considered as the inside. You'll get a fully turfed and landscaped front garden – including plants. The back garden includes a slabbed area and your privacy is protected by a garden fence.



All of the specification listed is included in our houses as standard. For the specification included in our apartments, please see the separate apartment specification list. Standard specifications are correct at time of going to print, but are subject to change without notice. Please contact the Sales Executive for further information. † = Where applicable.



Personalise your apartment

A new Taylor Wimpey apartment is a blank canvas, ready for you to put your stamp on even before you move in. You can choose from a range of high quality options for your kitchen, bedroom and bathroom to suit your taste – and all from the comfort of your sofa. We offer dark and light kitchen units and patterned or plain tiles for your bathroom, so whatever your preferred style we've got you covered.

Using our innovative Options Online tool, you can visualise your new home room-by-room and customise each as you go. You can also choose your options with the help of your Sales Executive if you'd prefer.

Our customers have created some fantastic spaces in their homes and you can get inspiration from their choices by following us on Instagram. You can also check out a host of interior design tips on our website.

[→ Find out more](#)



Options availability is subject to build stage of plots and options won't be available if plots have reached a certain build stage. Please contact the Sales Executive for further information.

Included as standard

From the external features to the finishing touches, every detail of our apartments is designed with our customers in mind.

While you'll have the choice to upgrade some of our standard offerings, all of our apartments are fitted with a range of high quality features at no extra cost to you.

You'll find a complete list of all items that come as standard in your apartment below.



Kitchens

All of our kitchens are fitted with beautiful units and worktops and you can choose your preferred style and colour to create your perfect cooking and entertaining space.

A range of accessories including stylish splashbacks, a stainless steel sink and Zeno Taps, and lighting give your kitchen a clean, contemporary finish. You'll get a modern, energy efficient Zanussi oven with built-in gas hob and integrated hood and extractor fan too.

Bathrooms, en suites and shower rooms

Modern white sanitaryware, including toilet, basin and bath with chrome Ideal Standard taps give your main bathroom a clean look. The same sanitaryware is fitted in en suites and shower rooms which also benefit from an Aqualisa shower and glass enclosure. For a distinct look, we offer a varied range of Porcelanosa ceramic wall tiles for you to choose from to make your bathroom and en suite stand out from the crowd.



Internal doors

Modern, Newark-style doors, complete with polished chrome handles give a sleek, contemporary feel throughout your home. From the main bedroom to the bathroom, each door is of the same high specification.



Electrics

An intercom system will finish the exterior of your apartment, while inside you can choose if your plug sockets come with or without USB ports. Optical heat and smoke alarms will also be fitted.



All of the specification listed is included in our apartments as standard. For the specification included in our houses, please see the separate house specification list. Standard specifications are correct at time of going to print, but are subject to change without notice. Please contact the Sales Executive for further information.

Our homes

→ 4 bedroom homes



→ 3 bedroom homes



→ 2 bedroom homes



→ 1 & 2 bedroom apartments



→ [View the site plan](#)



The Manford

4 BEDROOM HOME, TOTAL 1,385 sq ft / 128.67m²



GROUND FLOOR

Lounge

3.88m × 4.74m 12' 9" × 15' 7"

Kitchen/Dining

8.11m × 2.88m 26' 7" × 9' 6"

Study

2.10m × 2.62m 6' 11" × 8' 7"



FIRST FLOOR

Bedroom 1 max.

3.88m × 3.72m 12' 9" × 12' 2"

Bedroom 2 max.

3.09m × 4.02m 10' 2" × 13' 2"

Bedroom 3 max.

3.04m × 3.67m 10' 0" × 12' 0"

Bedroom 4 max.

2.75m × 3.97m 9' 0" × 13' 0"

[→ Discover more about this home](#)

[→ View our current availability](#)

*Plot specific windows. The floor plans depict a typical layout of this house type. For exact plot specification, details of external and internal finishes, dimensions and floor plan differences consult your sales executive. All dimensions are + or - 50mm and floor plans are not shown to scale. The kitchen layout and furniture positions are for indicative purposes only. The computer generated image is for illustrative purposes only and it is from an imaginary viewpoint within an open space area. Its purpose is to give a feel for the development, not an accurate description of each property. The illustration shows a typical Taylor Wimpey home of this type, but there are, however, variances from site to site. External materials, finishes, landscaping and the position of garages (where provided) may vary throughout the development. Properties may also be built handed (mirror image). Images may include optional upgrades at an additional cost. Please ask for further details. TWWM_73126 October 2022.



The Trusdale

4 BEDROOM HOME, TOTAL 1,243 sq ft / 115.48m²



GROUND FLOOR

Lounge

3.46m × 6.09m 11' 4" × 20' 0"

Kitchen/Dining max.

3.58m × 6.09m 11' 9" × 20' 0"



FIRST FLOOR

Bedroom 1

3.52m × 3.75m 11' 7" × 12' 3"

Bedroom 2 max.

3.64m × 2.95m 11' 11" × 9' 8"

Bedroom 3

2.51m × 3.05m 8' 3" × 10' 0"

Bedroom 4 max.

3.54m × 2.25m 11' 7" × 7' 5"

[→ Discover more about this home](#)

[→ View our current availability](#)

*Plot specific windows. The floor plans depict a typical layout of this house type. For exact plot specification, details of external and internal finishes, dimensions and floor plan differences consult your sales executive. All dimensions are + or - 50mm and floor plans are not shown to scale. The kitchen layout and furniture positions are for indicative purposes only. The computer generated image is for illustrative purposes only and it is from an imaginary viewpoint within an open space area. Its purpose is to give a feel for the development, not an accurate description of each property. The illustration shows a typical Taylor Wimpey home of this type, but there are, however, variances from site to site. External materials, finishes, landscaping and the position of garages (where provided) may vary throughout the development. Properties may also be built handed (mirror image). Images may include optional upgrades at an additional cost. Please ask for further details. TWWM_73126 October 2022.



The Huxford

4 BEDROOM HOME, TOTAL 1,175 sq ft / 109.2m²



GROUND FLOOR

Lounge

3.62m × 4.66m 11' 11" × 15' 4"

Kitchen/Dining

5.74m × 3.00m 18' 10" × 9' 10"



FIRST FLOOR

Bedroom 1

3.42m × 3.16m 11' 3" × 10' 5"

Bedroom 2

2.84m × 3.24m 9' 4" × 10' 7"

Bedroom 3 min.

2.23m × 3.25m 7' 4" × 10' 6"

Bedroom 4

2.42m × 2.49m 7' 11" × 8' 2"



[View this development](#)



[View our current availability](#)

*Plot specific windows. The floor plans depict a typical layout of this house type. For exact plot specification, details of external and internal finishes, dimensions and floor plan differences consult your sales executive. All dimensions are + or - 50mm and floor plans are not shown to scale. The kitchen layout and furniture positions are for indicative purposes only. The computer generated image is for illustrative purposes only and it is from an imaginary viewpoint within an open space area. Its purpose is to give a feel for the development, not an accurate description of each property. The illustration shows a typical Taylor Wimpey home of this type, but there are, however, variances from site to site. External materials, finishes, landscaping and the position of garages (where provided) may vary throughout the development. Properties may also be built handed (mirror image). Images may include optional upgrades at an additional cost. Please ask for further details. TWWM_73126 October 2022.



The Midford

4 BEDROOM HOME, TOTAL 1,170 sq ft / 108.7m²



GROUND FLOOR

Lounge

3.62m x 4.39m 11' 11" x 14' 5"

Kitchen/Dining

5.71m x 3.38m 18' 9" x 11' 1"



FIRST FLOOR

Bedroom 1

3.27m x 3.61m 10' 9" x 11' 10"

Bedroom 2

2.81m x 3.53m 9' 3" x 11' 7"

Bedroom 3 min.

2.81m x 2.52m 9' 3" x 8' 3"

Bedroom 4

2.35m x 2.23m 7' 9" x 7' 4"

[→ Discover more about this home](#)

[→ View our current availability](#)

*Plot specific windows. The floor plans depict a typical layout of this house type. For exact plot specification, details of external and internal finishes, dimensions and floor plan differences consult your sales executive. All dimensions are + or - 50mm and floor plans are not shown to scale. The kitchen layout and furniture positions are for indicative purposes only. The computer generated image is for illustrative purposes only and it is from an imaginary viewpoint within an open space area. Its purpose is to give a feel for the development, not an accurate description of each property. The illustration shows a typical Taylor Wimpey home of this type, but there are, however, variances from site to site. External materials, finishes, landscaping and the position of garages (where provided) may vary throughout the development. Properties may also be built handed (mirror image). Images may include optional upgrades at an additional cost. Please ask for further details. TWWM_73126 October 2022.



The Lydford

4 BEDROOM HOME, TOTAL 1,099 sq ft / 102.10m²



GROUND FLOOR

Kitchen/Dining

5.36m × 3.38m 17' 7" × 11' 1"

Lounge

3.27m × 4.43m 10' 9" × 14' 6"



FIRST FLOOR

Bedroom 1

3.17m × 3.79m 10' 5" × 12' 5"

Bedroom 2

3.17m × 3.36m 10' 5" × 11' 0"

Bedroom 3 max.

2.10m × 3.30m 6' 11" × 10' 10"

Bedroom 4

2.10m × 2.23m 6' 11" × 7' 4"

[→ Discover more about this home](#)

[→ View our current availability](#)

*Plot specific windows. The floor plans depict a typical layout of this house type. For exact plot specification, details of external and internal finishes, dimensions and floor plan differences consult your sales executive. All dimensions are + or - 50mm and floor plans are not shown to scale. The kitchen layout and furniture positions are for indicative purposes only. The computer generated image is for illustrative purposes only and it is from an imaginary viewpoint within an open space area. Its purpose is to give a feel for the development, not an accurate description of each property. The illustration shows a typical Taylor Wimpey home of this type, but there are, however, variances from site to site. External materials, finishes, landscaping and the position of garages (where provided) may vary throughout the development. Properties may also be built handed (mirror image). Images may include optional upgrades at an additional cost. Please ask for further details. TWWM_73126 October 2022.



The Braxton

3 BEDROOM HOME, TOTAL 1,092 sq ft / 101.36m²



GROUND FLOOR

Kitchen/Dining

4.26m × 3.43m 14' 0" × 11' 3"

Lounge max.

2.45m × 4.19m 8' 0" × 13' 9"



FIRST FLOOR

Bedroom 2 max.

4.26m × 2.83m 14' 0" × 9' 3"

Bedroom 3

2.12m × 3.60m 6' 11" × 11' 10"



SECOND FLOOR

Bedroom 1 min.

2.75m × 6.64m 9' 0" × 21' 10"



[Discover more about this home](#)



[View our current availability](#)

*Plot specific windows. The floor plans depict a typical layout of this house type. For exact plot specification, details of external and internal finishes, dimensions and floor plan differences consult your sales executive. All dimensions are + or - 50mm and floor plans are not shown to scale. The kitchen layout and furniture positions are for indicative purposes only. The computer generated image is for illustrative purposes only and it is from an imaginary viewpoint within an open space area. Its purpose is to give a feel for the development, not an accurate description of each property. The illustration shows a typical Taylor Wimpey home of this type, but there are, however, variances from site to site. External materials, finishes, landscaping and the position of garages (where provided) may vary throughout the development. Properties may also be built handed (mirror image). Images may include optional upgrades at an additional cost. Please ask for further details. TWWM_73126 October 2022.



The Byford

3 BEDROOM HOME, TOTAL 976 sq ft / 90.7m²



GROUND FLOOR

Lounge max.

3.98m × 4.24m 13' 1" × 13' 11"

Kitchen/Dining

5.06m × 2.87m 16' 7" × 9' 5"



FIRST FLOOR

Bedroom 1 max.

3.98m × 3.00m 13' 1" × 9' 10"

Bedroom 2

2.82m × 2.57m 9' 3" × 8' 5"

Bedroom 3

2.15m × 3.91m 7' 1" × 12' 10"

[→ Discover more about this home](#)

[→ View our current availability](#)

*Plot specific windows. The floor plans depict a typical layout of this house type. For exact plot specification, details of external and internal finishes, dimensions and floor plan differences consult your sales executive. All dimensions are + or - 50mm and floor plans are not shown to scale. The kitchen layout and furniture positions are for indicative purposes only. The computer generated image is for illustrative purposes only and it is from an imaginary viewpoint within an open space area. Its purpose is to give a feel for the development, not an accurate description of each property. The illustration shows a typical Taylor Wimpey home of this type, but there are, however, variances from site to site. External materials, finishes, landscaping and the position of garages (where provided) may vary throughout the development. Properties may also be built handed (mirror image). Images may include optional upgrades at an additional cost. Please ask for further details. TWWM_73126 October 2022.



The Easedale

3 BEDROOM HOME, TOTAL 931 sq ft / 86.49m²



GROUND FLOOR

Lounge

3.02m × 5.10m 9' 11" × 16' 9"

Kitchen/Dining

2.95m × 5.10m 9' 8" × 16' 9"



FIRST FLOOR

Bedroom 1

3.08m × 3.82m 10' 1" × 12' 7"

Bedroom 2

2.95m × 2.86m 9' 8" × 9' 5"

Bedroom 3

2.95m × 2.15m 9' 8" × 7' 1"

[→ Discover more about this home](#)

[→ View our current availability](#)

*Plot specific windows. The floor plans depict a typical layout of this house type. For exact plot specification, details of external and internal finishes, dimensions and floor plan differences consult your sales executive. All dimensions are + or - 50mm and floor plans are not shown to scale. The kitchen layout and furniture positions are for indicative purposes only. The computer generated image is for illustrative purposes only and it is from an imaginary viewpoint within an open space area. Its purpose is to give a feel for the development, not an accurate description of each property. The illustration shows a typical Taylor Wimpey home of this type, but there are, however, variances from site to site. External materials, finishes, landscaping and the position of garages (where provided) may vary throughout the development. Properties may also be built handed (mirror image). Images may include optional upgrades at an additional cost. Please ask for further details. TWWM_73126 October 2022.



The Gosford

3 BEDROOM HOME, TOTAL 866 sq ft / 80.45m²



GROUND FLOOR

Lounge max.

4.26m × 3.69m 14' 0" × 12' 1"

Kitchen/Dining

4.72m × 2.87m 15' 6" × 9' 5"



FIRST FLOOR

Bedroom 1 min.

2.96m × 2.83m 9' 9" × 9' 4"

Bedroom 2

3.30m × 2.63m 10' 10" × 8' 8"

Bedroom 3 max.

3.55m × 2.00m 11' 8" × 6' 7"

[→ Discover more about this home](#)

[→ View our current availability](#)

*Plot specific windows. The floor plans depict a typical layout of this house type. For exact plot specification, details of external and internal finishes, dimensions and floor plan differences consult your sales executive. All dimensions are + or - 50mm and floor plans are not shown to scale. The kitchen layout and furniture positions are for indicative purposes only. The computer generated image is for illustrative purposes only and it is from an imaginary viewpoint within an open space area. Its purpose is to give a feel for the development, not an accurate description of each property. The illustration shows a typical Taylor Wimpey home of this type, but there are, however, variances from site to site. External materials, finishes, landscaping and the position of garages (where provided) may vary throughout the development. Properties may also be built handed (mirror image). Images may include optional upgrades at an additional cost. Please ask for further details. TWWM_73126 October 2022.



The Canford

2 BEDROOM HOME, TOTAL 689 sq ft / 64.0m²



GROUND FLOOR

Lounge/Dining max.

4.73m × 3.98m 15' 6" × 12' 1"

Kitchen

3.02m × 1.85m 9' 11" × 6' 1"



FIRST FLOOR

Bedroom 1

3.08m × 2.97m 10' 1" × 9' 9"

Bedroom 2 max.

3.98m × 2.56m 13' 1" × 8' 5"

[→ Discover more about this home](#)

[→ View our current availability](#)

*Plot specific windows. The floor plans depict a typical layout of this house type. For exact plot specification, details of external and internal finishes, dimensions and floor plan differences consult your sales executive. All dimensions are + or - 50mm and floor plans are not shown to scale. The kitchen layout and furniture positions are for indicative purposes only. The computer generated image is for illustrative purposes only and it is from an imaginary viewpoint within an open space area. Its purpose is to give a feel for the development, not an accurate description of each property. The illustration shows a typical Taylor Wimpey home of this type, but there are, however, variances from site to site. External materials, finishes, landscaping and the position of garages (where provided) may vary throughout the development. Properties may also be built handed (mirror image). Images may include optional upgrades at an additional cost. Please ask for further details. TWWM_73126 October 2022.




Monarch's Way apartments


1 & 2 BEDROOM APARTMENTS



GROUND FLOOR



FIRST FLOOR



SECOND FLOOR



GROUND FLOOR



FIRST FLOOR



SECOND FLOOR



THE BRIDGEMAN Plots 216, 221 & 227

Living/Kitchen	6.73m × 4.04m	22' 1" × 13' 3"
Bedroom 1 max.	4.65m × 3.14m	15' 3" × 10' 4"
Bedroom 2	2.19m × 4.04m	7' 2" × 13' 3"

THE BRIDGEMAN Plots 217, 223 & 229

Living/Kitchen	6.73m × 4.04m	22' 1" × 13' 3"
Bedroom 1 max.	4.65m × 3.14m	15' 3" × 10' 4"
Bedroom 2	2.19m × 4.04m	7' 2" × 13' 3"

[→ View this development](#)

[→ View our current availability](#)

*Plot specific windows. The floor plans depict a typical layout of this house type. For exact plot specification, details of external and internal finishes, dimensions and floor plan differences consult your sales executive. All dimensions are + or - 50mm and floor plans are not shown to scale. The kitchen layout and furniture positions are for indicative purposes only. The computer generated image is for illustrative purposes only and it is from an imaginary viewpoint within an open space area. Its purpose is to give a feel for the development, not an accurate description of each property. The illustration shows a typical Taylor Wimpey home of this type, but there are, however, variances from site to site. External materials, finishes, landscaping and the position of garages (where provided) may vary throughout the development. Properties may also be built handed (mirror image). Images may include optional upgrades at an additional cost. Please ask for further details. TWWM_73126 October 2022.



Monarch's Way apartments

1 & 2 BEDROOM APARTMENTS



THE BRIDGEMAN Plots 220, 226 & 232

Living/Kitchen 5.89m x 4.04m 19' 4" x 13' 3"

Bedroom 1 max. 2.93m x 3.14m 9' 9" x 10' 4"

Bedroom 2 2.20m x 4.04m 7' 3" x 13' 3"



THE BRIDGEMAN Plots 218, 224 & 230

Living/Kitchen 6.73m x 4.04m 22' 1" x 13' 3"

Bedroom 1 max. 4.65m x 3.14m 15' 3" x 10' 4"

Bedroom 2 2.19m x 4.04m 7' 2" x 13' 3"

[View this development](#)

[View our current availability](#)

*Plot specific windows. The floor plans depict a typical layout of this house type. For exact plot specification, details of external and internal finishes, dimensions and floor plan differences consult your sales executive. All dimensions are + or - 50mm and floor plans are not shown to scale. The kitchen layout and furniture positions are for indicative purposes only. The computer generated image is for illustrative purposes only and it is from an imaginary viewpoint within an open space area. Its purpose is to give a feel for the development, not an accurate description of each property. The illustration shows a typical Taylor Wimpey home of this type, but there are, however, variances from site to site. External materials, finishes, landscaping and the position of garages (where provided) may vary throughout the development. Properties may also be built handed (mirror image). Images may include optional upgrades at an additional cost. Please ask for further details. TWWM_73126 October 2022.




Monarch's Way apartments


1 & 2 BEDROOM APARTMENTS



FIRST FLOOR



SECOND FLOOR



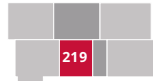
THE DOCKETT Plots 222 & 228

Living/Kitchen max. 3.14m x 6.61m 10' 11" x 24' 5"


Bedroom 1 min. 3.14m x 3.33m 10' 3" x 10' 11"



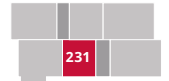
GROUND FLOOR



FIRST FLOOR



SECOND FLOOR



THE DOCKETT Plots 219, 225 & 231

Living/Kitchen max. 3.14m x 6.61m 10' 11" x 24' 5"

Bedroom 1 min. 3.14m x 3.33m 10' 3" x 10' 11"

[View this development](#)

[View our current availability](#)

*Plot specific windows. The floor plans depict a typical layout of this house type. For exact plot specification, details of external and internal finishes, dimensions and floor plan differences consult your sales executive. All dimensions are + or - 50mm and floor plans are not shown to scale. The kitchen layout and furniture positions are for indicative purposes only. The computer generated image is for illustrative purposes only and it is from an imaginary viewpoint within an open space area. Its purpose is to give a feel for the development, not an accurate description of each property. The illustration shows a typical Taylor Wimpey home of this type, but there are, however, variances from site to site. External materials, finishes, landscaping and the position of garages (where provided) may vary throughout the development. Properties may also be built handed (mirror image). Images may include optional upgrades at an additional cost. Please ask for further details. TWWM_73126 October 2022.




Platinum apartments

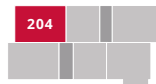
1 & 2 BEDROOM APARTMENTS



GROUND FLOOR



FIRST FLOOR



SECOND FLOOR



THE BRIDGEMAN Plots 199, 204 & 210

Living/Kitchen 6.73m x 4.04m 22' 1" x 13' 3"

Bedroom 1 max. 4.65m x 3.14m 15' 3" x 10' 4"

Bedroom 2 2.19m x 4.04m 7' 2" x 13' 3"



GROUND FLOOR



FIRST FLOOR



SECOND FLOOR



THE BRIDGEMAN Plots 200, 206 & 212

Living/Kitchen 6.73m x 4.04m 22' 1" x 13' 3"

Bedroom 1 max. 4.65m x 3.14m 15' 3" x 10' 4"

Bedroom 2 2.19m x 4.04m 7' 2" x 13' 3"



[View this development](#)



[View our current availability](#)

*Plot specific windows. The floor plans depict a typical layout of this house type. For exact plot specification, details of external and internal finishes, dimensions and floor plan differences consult your sales executive. All dimensions are + or - 50mm and floor plans are not shown to scale. The kitchen layout and furniture positions are for indicative purposes only. The computer generated image is for illustrative purposes only and it is from an imaginary viewpoint within an open space area. Its purpose is to give a feel for the development, not an accurate description of each property. The illustration shows a typical Taylor Wimpey home of this type, but there are, however, variances from site to site. External materials, finishes, landscaping and the position of garages (where provided) may vary throughout the development. Properties may also be built handed (mirror image). Images may include optional upgrades at an additional cost. Please ask for further details. TWWM_73126 October 2022.



Platinum apartments

1 & 2 BEDROOM APARTMENTS



THE BRIDGEMAN Plots 203, 209 & 215

Living/Kitchen 6.73m x 4.04m 22' 1" x 13' 3"

Bedroom 1 max. 4.65m x 3.14m 15' 3" x 10' 4"

Bedroom 2 2.19m x 4.04m 7' 2" x 13' 3"



THE BRIDGEMAN Plots 201, 207 & 213

Living/Kitchen 5.89m x 4.04m 19' 4" x 13' 3"

Bedroom 1 max. 2.93m x 3.14m 9' 9" x 10' 4"

Bedroom 2 2.20m x 4.04m 7' 3" x 13' 3"

[→ View this development](#)

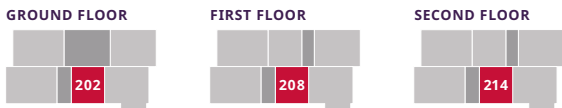
[→ View our current availability](#)

*Plot specific windows. The floor plans depict a typical layout of this house type. For exact plot specification, details of external and internal finishes, dimensions and floor plan differences consult your sales executive. All dimensions are + or - 50mm and floor plans are not shown to scale. The kitchen layout and furniture positions are for indicative purposes only. The computer generated image is for illustrative purposes only and it is from an imaginary viewpoint within an open space area. Its purpose is to give a feel for the development, not an accurate description of each property. The illustration shows a typical Taylor Wimpey home of this type, but there are, however, variances from site to site. External materials, finishes, landscaping and the position of garages (where provided) may vary throughout the development. Properties may also be built handed (mirror image). Images may include optional upgrades at an additional cost. Please ask for further details. TWWM_73126 October 2022.



Platinum apartments

1 & 2 BEDROOM APARTMENTS



THE DOCKETT Plots 202, 208 & 214

Living/Kitchen max. 3.14m x 6.61m 10' 11" x 24' 5"

Bedroom 1 min. 3.14m x 3.33m 10' 3" x 10' 11"



THE DOCKETT Plots 205 & 211

Living/Kitchen max. 3.14m x 6.61m 10' 11" x 24' 5"

Bedroom 1 min. 3.14m x 3.33m 10' 3" x 10' 11"

[→ View this development](#)

[→ View our current availability](#)

*Plot specific windows. The floor plans depict a typical layout of this house type. For exact plot specification, details of external and internal finishes, dimensions and floor plan differences consult your sales executive. All dimensions are + or - 50mm and floor plans are not shown to scale. The kitchen layout and furniture positions are for indicative purposes only. The computer generated image is for illustrative purposes only and it is from an imaginary viewpoint within an open space area. Its purpose is to give a feel for the development, not an accurate description of each property. The illustration shows a typical Taylor Wimpey home of this type, but there are, however, variances from site to site. External materials, finishes, landscaping and the position of garages (where provided) may vary throughout the development. Properties may also be built handed (mirror image). Images may include optional upgrades at an additional cost. Please ask for further details. TWWM_73126 October 2022.

Ways to buy

Everyone knows buying a new home is an exciting time. But it can be a stressful one too, which is why our sales executives and customer relations managers are there to help every step of the way, from your initial enquiry right through to opening the front door of your new home for the first time.



First time buyer?

 Here's how we can help

Existing home owner?

 Here's how we can help



Take your next step



Find your dream home on our website.



Book an appointment to view our show homes.



Take a virtual tour of our homes from the comfort of your sofa.



Have your questions answered by calling our sales executives on **01384 468 936**.



Find out how we can get you moving with our buying schemes.

[→ Book an appointment](#)

[→ How to buy a home](#)



TITAN WHARF Old Wharf Road, Stourbridge, West Midlands DY8 4LS

CONTACT US ON 01384 468 936

Taylor Wimpey

Taylor Wimpey in their efforts to improve designs reserve the right to alter site plans, floor plans, elevations and specifications without notice. All lifestyle and location imagery used within this brochure is indicative only. Taylor Wimpey houses are sold freehold and apartments are sold leasehold. Please see the development page on our website for further details. For terms and conditions on our schemes and incentives including Help to Buy, Part Exchange and easymover, go to www.taylorwimpey.co.uk/terms. Information is correct at the time of going to print. Please speak to your sales executive for further details.