

Ockley Park

HASSOCKS, WEST SUSSEX

A beautiful collection of 2 bedroom apartments and 2, 3, 4 and 5 bedroom houses nestled a short walk away from Hassocks village.


Taylor
Wimpey

Contents


→ **Welcome to
Ockley Park**



→ **Personalise
your home**



→ **Included
as standard**



→ **Our homes**



→ **Ways to buy**



→ **Take your
next step**



Welcome to Ockley Park

There will be a real sense of community at Ockley Park with a range of planned community facilities including public open space, orchard and equipped play area.

The homes at this development will be thoughtfully designed to take into account local surroundings and cater for modern living.



[→ View the site plan](#)

Love village life

Ockley Park is a short walk from green open space and into Hassocks village which has a host of amenities, schools and Hassocks Train Station with regular services to London and Brighton.

Albourne Estate Vineyard



Hassocks Train Station



Jack and Jill Windmill



[Watch development video](#)



Personalise your home

A new Taylor Wimpey home is a blank canvas, ready for you to put your stamp on even before you move in. You can choose from a range of high quality options for your kitchen, bedroom and bathroom to suit your taste – and all from the comfort of your sofa. We offer dark and light kitchen units and patterned or plain tiles for your bathroom, so whatever your preferred style we've got you covered.

Using our innovative Options Online tool, you can visualise your new home room-by-room and customise each as you go. You can also choose your options with the help of your Sales Executive if you'd prefer.

Our customers have created some fantastic spaces in their homes and you can get inspiration from their choices by following us on Instagram. You can also check out a host of interior design tips on our website.

[→ Find out more](#)



Options availability is subject to build stage of plots and options won't be available if plots have reached a certain build stage. Please contact the Sales Executive for further information.

Included as standard

From the external features to the finishing touches, every detail of our homes is designed with our customers in mind.

While you'll have the choice to upgrade some of our standard offerings, all of our houses are fitted with a range of high quality features at no extra cost to you.

You'll find a complete list of all items that come as standard in your house below.



Kitchens

All of our kitchens are fitted with beautiful units and worktops and you can choose your preferred style and colour to create your perfect cooking and entertaining space.

A range of accessories including stylish splashbacks, a stainless steel sink and Zeno Taps, and lighting give your kitchen a clean, contemporary finish. You'll get a modern, energy efficient Zanussi oven with built-in gas hob and integrated hood and extractor fan too.

Utility rooms[†]


Units will be fitted to match your chosen kitchen style, complete with a stainless steel sink and Zeno Taps. If your home has a toilet in the utility room, we'll fit a contemporary white basin and toilet for a sleek finish.



Bathrooms, en suites[†] and shower rooms[†]

Modern white sanitaryware, including toilet, basin and bath with chrome Ideal Standard taps give your main bathroom a clean look. The same sanitaryware is fitted in en suites and shower rooms which also benefit from an Aqualisa shower and glass enclosure.

For a distinct look, we offer a varied range of Porcelanosa ceramic wall tiles for you to choose from to make your bathroom and en suite stand out from the crowd.



Garden[†]

The outside of your home is just as carefully considered as the inside. You'll get a fully turfed front and back garden plus the front garden is landscaped – including plants. The back garden includes a slabbed area and your privacy is protected by a garden fence.



All of the specification listed is included in our houses as standard. For the specification included in our apartments, please see the separate apartment specification list. Standard specifications are correct at time of going to print, but are subject to change without notice. Please contact the Sales Executive for further information. † = Where applicable.

Specification of our houses

Kitchens	
Fitted kitchen with choice of door fronts*	✓
Choice of post formed laminate worktops with matching upstand*	✓
Chrome 1.5 bowl sink and Zeno tap†/1 bowl	✓
Stainless steel electric oven and built-in gas hob	✓
Integrated hood	✓
Stainless steel splashback above hob	✓
Bathrooms, en suites, utility and cloakrooms	
Chrome taps and fittings	✓
Choice of tiling from selected range*	✓
Modern white sanitaryware	✓
Central heating/hot water system	
Fully programmable dual zone gas central heating providing hot water	✓
White thermostatic controlled radiators	✓
Mains pressure hot water system providing plumbing free roof space	✓
Cavity wall insulation	✓
Loft insulation in line with building regulations	✓
Electrical features	
Power points in line with NHBC requirements	✓
TV socket to lounge and bedroom one (if indicated on service layout)	✓
Master telephone socket to lounge	✓
CAT 5 Data Cabling	✓
One double socket in kitchen to incorporate USB charging points	✓
Light and power socket to detached garages within curtilage area (site layout dictates)	✓
EV charging point to all houses	✓

✓ = Standard features * = Options, upgrades and colour choices are available subject to stage of construction † = Where applicable

All of the specification listed is included in our houses as standard. For the specification included in our apartments, please see the separate apartment specification list. Standard specifications are correct at time of going to print, but are subject to change without notice. Please contact the Sales Executive for further information.

Specification of our houses

Finishing touches	
Flat white finish to walls and ceilings	✓
White paint to woodwork	✓
White internal doors with chrome ironmongery	✓
Vinyl floor covering to all wet areas, kitchen, kitchen/diner and utility	✓
Carpet to all remaining rooms	✓
Full height tiling to walls around bath and shower	✓
External features	
Buff riven concrete slabs to pathways and patios	✓
Polished chrome door numerals	✓
Porch light to front and wiring for outside rear light	✓
Outside tap to rear garden	✓
Doorbell	✓
Security and safety	
Mains operated smoke and carbon monoxide detectors supplied in line with building regulations	✓
Gardens, paths and drives	
Turf to rear garden and landscaped front garden	✓
1.8m fencing to rear garden	✓
NHBC 10-year warranty	
NHBC 10-year Buildmark policy	✓
Taylor Wimpey warranty for 2 years from date of legal completion	✓



Find out more

✓ = Standard features * = Options, upgrades and colour choices are available subject to stage of construction † = Where applicable

All of the specification listed is included in our houses as standard. For the specification included in our apartments, please see the separate apartment specification list. Standard specifications are correct at time of going to print, but are subject to change without notice. Please contact the Sales Executive for further information.

Our homes

→ 2 Bedroom Homes



→ 3 Bedroom Homes



→ 4 Bedroom Homes



→ 5 Bedroom Homes



→ [View the site plan](#)



The Keymer

2 BEDROOM HOME, TOTAL 764 sq ft / 71m²



PLOTS 34, 67 & 116

Kitchen/Living/Dining Area

5.96m × 3.49m 19'7" × 11'5"

Bedroom 1 min.

3.73m × 2.79m 12'3" × 9'2"

Bedroom 2 max.

4.83m × 2.59m 15'10" × 8'6"

[→ Discover more about this home](#)

[→ View our current availability](#)

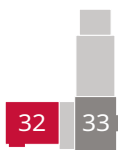
The floorplans depict a typical layout of this housetype. For exact plot specification, details of external and internal finishes, dimensions and floorplan differences consult your sales executive. All dimensions are + or - 50mm and floorplans are not shown to scale. The kitchen layout and furniture positions are for indicative purposes only. The computer generated image is for illustrative purposes only and it is from an imaginary viewpoint within an open space area. Its purpose is to give a feel for the development, not an accurate description of each property. The illustration shows a typical Taylor Wimpey home of this type, but there are, however, variances from site to site. External materials, finishes, landscaping and the position of garages (where provided) may vary throughout the development. Properties may also be built handed (mirror image). Images may include optional upgrades at an additional cost. Please ask for further details. 51712 / April 2023



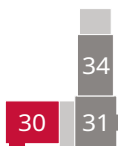
Ditchling House

2 BEDROOM APARTMENT, TOTAL 755 sq ft / 70.1m²


DITCHLING HOUSE



Second Floor



First Floor



Ground Floor



PLOT 28, 30 & 32

Kitchen/Living/Dining Area

7.80 max. × 3.52m 25'7" max. × 11'7"

Bedroom 1

3.85m × 2.97m 12'8" × 9'9"

Bedroom 2

3.93 × 2.82m 12'11" × 9'3"



[Discover more about this home](#)



[View our current availability](#)

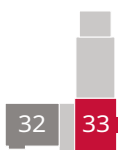
The floorplans depict a typical layout of this housetype. For exact plot specification, details of external and internal finishes, dimensions and floorplan differences consult your sales executive. All dimensions are + or - 50mm and floorplans are not shown to scale. The kitchen layout and furniture positions are for indicative purposes only. The computer generated image is for illustrative purposes only and it is from an imaginary viewpoint within an open space area. Its purpose is to give a feel for the development, not an accurate description of each property. The illustration shows a typical Taylor Wimpey home of this type, but there are, however, variances from site to site. External materials, finishes, landscaping and the position of garages (where provided) may vary throughout the development. Properties may also be built handed (mirror image). Images may include optional upgrades at an additional cost. Please ask for further details. 51712 / April 2023



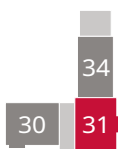
Ditchling House

2 BEDROOM APARTMENT, TOTAL 753 sq ft / 70m²


DITCHLING HOUSE



Second Floor



First Floor



Ground Floor



PLOT 29, 31 & 33

Kitchen/Living/Dining Area

6.61m × 3.53m min. 21'8" × 11'7" min.

Bedroom 1

3.63m × 3.00m min. 11'11" × 9'10" min.

Bedroom 2

4.55m × 2.79m 14'11" × 9'2"



[Discover more about this home](#)



[View our current availability](#)

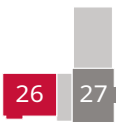
The floorplans depict a typical layout of this housetype. For exact plot specification, details of external and internal finishes, dimensions and floorplan differences consult your sales executive. All dimensions are + or - 50mm and floorplans are not shown to scale. The kitchen layout and furniture positions are for indicative purposes only. The computer generated image is for illustrative purposes only and it is from an imaginary viewpoint within an open space area. Its purpose is to give a feel for the development, not an accurate description of each property. The illustration shows a typical Taylor Wimpey home of this type, but there are, however, variances from site to site. External materials, finishes, landscaping and the position of garages (where provided) may vary throughout the development. Properties may also be built handed (mirror image). Images may include optional upgrades at an additional cost. Please ask for further details. 51712 / April 2023



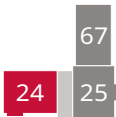
Hassocks House

2 BEDROOM APARTMENT, TOTAL 755 sq ft / 70.1m²

HASSOCKS HOUSE



Second Floor



First Floor



Ground Floor



PLOT 22, 24 & 26

Kitchen/Living/Dining Area

7.80m max. × 3.52m 25'7" max × 11'7"

Bedroom 1

3.85m × 2.97m 12'11" × 9'9"

Bedroom 2

3.93m × 2.82m 12'11" × 9'3"



[Discover more about this home](#)



[View our current availability](#)

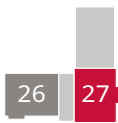
The floorplans depict a typical layout of this housetype. For exact plot specification, details of external and internal finishes, dimensions and floorplan differences consult your sales executive. All dimensions are + or - 50mm and floorplans are not shown to scale. The kitchen layout and furniture positions are for indicative purposes only. The computer generated image is for illustrative purposes only and it is from an imaginary viewpoint within an open space area. Its purpose is to give a feel for the development, not an accurate description of each property. The illustration shows a typical Taylor Wimpey home of this type, but there are, however, variances from site to site. External materials, finishes, landscaping and the position of garages (where provided) may vary throughout the development. Properties may also be built handed (mirror image). Images may include optional upgrades at an additional cost. Please ask for further details. 51712 / April 2023



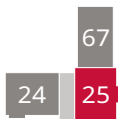
Hassocks House

2 BEDROOM APARTMENT, TOTAL 753 sq ft / 70m²

HASSOCKS HOUSE



Second Floor



First Floor



Ground Floor



PLOT 23, 25 & 27

Kitchen/Living/Dining Area

6.61m × 3.53m min. 21'8" × 11'7" min.

Bedroom 1

3.63m × 3.00m min. 11'11" × 9'10" min.

Bedroom 2

4.55m × 2.79m 14'11" × 9'2"



[Discover more about this home](#)



[View our current availability](#)

The floorplans depict a typical layout of this housetype. For exact plot specification, details of external and internal finishes, dimensions and floorplan differences consult your sales executive. All dimensions are + or - 50mm and floorplans are not shown to scale. The kitchen layout and furniture positions are for indicative purposes only. The computer generated image is for illustrative purposes only and it is from an imaginary viewpoint within an open space area. Its purpose is to give a feel for the development, not an accurate description of each property. The illustration shows a typical Taylor Wimpey home of this type, but there are, however, variances from site to site. External materials, finishes, landscaping and the position of garages (where provided) may vary throughout the development. Properties may also be built handed (mirror image). Images may include optional upgrades at an additional cost. Please ask for further details. 51712 / April 2023



The Beaford

2 BEDROOM HOME, TOTAL 778 sq ft / 72.3m²



GROUND FLOOR

Kitchen

4.06m max. × 2.92m 13'4" max. × 9'7"

Living/Dining Area

4.06m × 3.80m 13'4" × 12'6"



FIRST FLOOR

Bedroom 1 max.

4.06m × 3.78m 13'4" × 12'5"

Bedroom 2 max.

4.06m × 2.69m 13'4" × 8'10"



[Discover more about this home](#)



[View our current availability](#)

The floorplans depict a typical layout of this housetype. For exact plot specification, details of external and internal finishes, dimensions and floorplan differences consult your sales executive. All dimensions are + or - 50mm and floorplans are not shown to scale. The kitchen layout and furniture positions are for indicative purposes only. The computer generated image is for illustrative purposes only and it is from an imaginary viewpoint within an open space area. Its purpose is to give a feel for the development, not an accurate description of each property. The illustration shows a typical Taylor Wimpey home of this type, but there are, however, variances from site to site. External materials, finishes, landscaping and the position of garages (where provided) may vary throughout the development. Properties may also be built handed (mirror image). Images may include optional upgrades at an additional cost. Please ask for further details. 51712 / April 2023



The Mapleford

2 BEDROOM HOME, TOTAL 864 sq ft / 80.3m²



GROUND FLOOR

Living/Dining Area

4.78m × 4.51m max. 15'9" × 14'10" max.

Kitchen

4.02m × 2.45m 13'2" × 8'0"



FIRST FLOOR

Bedroom 1 max.

3.73m × 3.22m 12'3" × 10'11"

Bedroom 2 max.

4.51m × 2.75m 14'10" × 9'0"



[Discover more about this home](#)



[View our current availability](#)

The floorplans depict a typical layout of this housetype. For exact plot specification, details of external and internal finishes, dimensions and floorplan differences consult your sales executive. All dimensions are + or - 50mm and floorplans are not shown to scale. The kitchen layout and furniture positions are for indicative purposes only. The computer generated image is for illustrative purposes only and it is from an imaginary viewpoint within an open space area. Its purpose is to give a feel for the development, not an accurate description of each property. The illustration shows a typical Taylor Wimpey home of this type, but there are, however, variances from site to site. External materials, finishes, landscaping and the position of garages (where provided) may vary throughout the development. Properties may also be built handed (mirror image). Images may include optional upgrades at an additional cost. Please ask for further details. 51712 / April 2023



The Eynsford

3 BEDROOM HOME, TOTAL 972 sq ft / 90.3m²



GROUND FLOOR

Kitchen/Dining Area

5.07m × 3.80m 16'8" × 12'6"

Living Room

3.43m × 3.11m 11'3" × 10'2"



FIRST FLOOR

Bedroom 1

3.48m × 3.01m 11'5" × 9'11"

Bedroom 2

3.47m × 2.15m 11'5" × 7'1"

Bedroom 3

2.83m × 2.41m 9'4" × 7'11"



[Discover more about this home](#)



[View our current availability](#)

The floorplans depict a typical layout of this housetype. For exact plot specification, details of external and internal finishes, dimensions and floorplan differences consult your sales executive. All dimensions are + or - 50mm and floorplans are not shown to scale. The kitchen layout and furniture positions are for indicative purposes only. The computer generated image is for illustrative purposes only and it is from an imaginary viewpoint within an open space area. Its purpose is to give a feel for the development, not an accurate description of each property. The illustration shows a typical Taylor Wimpey home of this type, but there are, however, variances from site to site. External materials, finishes, landscaping and the position of garages (where provided) may vary throughout the development. Properties may also be built handed (mirror image). Images may include optional upgrades at an additional cost. Please ask for further details. 51712 / April 2023



The Harrton

3 BEDROOM HOME, TOTAL 1,136 sq ft / 105.6m²



GROUND FLOOR

Living/Dining Area

4.39m x 3.52m 14'5" x 11'7"

Kitchen

3.37m x 3.17m 11'1" x 10'5"



FIRST FLOOR

Bedroom 2

4.39m x 3.16m 14'5" x 10'5"

Bedroom 3

3.31m x 2.40m 10'11" x 7'10"



SECOND FLOOR

Bedroom 1

3.41m x 3.34m 11'12" x 11'0"



[Discover more about this home](#)



[View our current availability](#)

The floorplans depict a typical layout of this housetype. For exact plot specification, details of external and internal finishes, dimensions and floorplan differences consult your sales executive. All dimensions are + or - 50mm and floorplans are not shown to scale. The kitchen layout and furniture positions are for indicative purposes only. The computer generated image is for illustrative purposes only and it is from an imaginary viewpoint within an open space area. Its purpose is to give a feel for the development, not an accurate description of each property. The illustration shows a typical Taylor Wimpey home of this type, but there are, however, variances from site to site. External materials, finishes, landscaping and the position of garages (where provided) may vary throughout the development. Properties may also be built handed (mirror image). Images may include optional upgrades at an additional cost. Please ask for further details. 51712 / April 2023



The Aynesdale

3 BEDROOM HOME, TOTAL 1,058 sq ft / 98.2m²



GROUND FLOOR

Kitchen/Dining Area

5.52m × 3.21m 18'1" × 10'6"

Living Room/Study

5.52m × 3.19m 18'1" × 10'6"



FIRST FLOOR

Bedroom 1

3.39m min. × 2.76 max. 11'2" min. × 9'9" max.

Bedroom 2 max.

3.27m × 3.23 10'9" × 10'7"

Bedroom 3

2.80m × 2.66m 9'2" × 8'9"



[Discover more about this home](#)



[View our current availability](#)

The floorplans depict a typical layout of this housetype. For exact plot specification, details of external and internal finishes, dimensions and floorplan differences consult your sales executive. All dimensions are + or - 50mm and floorplans are not shown to scale. The kitchen layout and furniture positions are for indicative purposes only. The computer generated image is for illustrative purposes only and it is from an imaginary viewpoint within an open space area. Its purpose is to give a feel for the development, not an accurate description of each property. The illustration shows a typical Taylor Wimpey home of this type, but there are, however, variances from site to site. External materials, finishes, landscaping and the position of garages (where provided) may vary throughout the development. Properties may also be built handed (mirror image). Images may include optional upgrades at an additional cost. Please ask for further details. 51712 / April 2023



The Bittesford

4 BEDROOM HOME, TOTAL 1,236 sq ft / 114.8m²



GROUND FLOOR

Kitchen/Dining Area

5.30m × 4.39m 17'5" × 14'5"

Living Room

4.39m × 3.48m 14'5" × 11'5"



FIRST FLOOR

Bedroom 1

3.51m × 3.40m 11'6" × 11'2"

Bedroom 2

3.16m × 2.93m 10'4" × 9'7"

Bedroom 3

3.04m × 2.45m 10'0" × 8'0"

Bedroom 4

3.51m × 2.13m 11'6" × 7'0"



[Discover more about this home](#)



[View our current availability](#)

The floorplans depict a typical layout of this housetype. For exact plot specification, details of external and internal finishes, dimensions and floorplan differences consult your sales executive. All dimensions are + or - 50mm and floorplans are not shown to scale. The kitchen layout and furniture positions are for indicative purposes only. The computer generated image is for illustrative purposes only and it is from an imaginary viewpoint within an open space area. Its purpose is to give a feel for the development, not an accurate description of each property. The illustration shows a typical Taylor Wimpey home of this type, but there are, however, variances from site to site. External materials, finishes, landscaping and the position of garages (where provided) may vary throughout the development. Properties may also be built handed (mirror image). Images may include optional upgrades at an additional cost. Please ask for further details. 51712 / April 2023



The Rightford

4 BEDROOM HOME, TOTAL 1,374 sq ft / 127.7m²



GROUND FLOOR

Kitchen/Dining Area

8.33m × 3.31m 27'4" × 10'10"

Living Room

4.19m × 3.19m 13'9" × 10'6"

Study

2.81m × 2.14m 9'3" × 7'1"



FIRST FLOOR

Bedroom 1

3.21m × 3.06m 10'7" × 10'11"

Bedroom 2

3.40m × 3.19m 11'2" × 10'6"

Bedroom 3

3.51m × 2.93m 11'6" × 9'8"

Bedroom 4

3.02m × 2.22m 9'11" × 7'3"

[→ Discover more about this home](#)

[→ View our current availability](#)

The floorplans depict a typical layout of this housetype. For exact plot specification, details of external and internal finishes, dimensions and floorplan differences consult your sales executive. All dimensions are + or - 50mm and floorplans are not shown to scale. The kitchen layout and furniture positions are for indicative purposes only. The computer generated image is for illustrative purposes only and it is from an imaginary viewpoint within an open space area. Its purpose is to give a feel for the development, not an accurate description of each property. The illustration shows a typical Taylor Wimpey home of this type, but there are, however, variances from site to site. External materials, finishes, landscaping and the position of garages (where provided) may vary throughout the development. Properties may also be built handed (mirror image). Images may include optional upgrades at an additional cost. Please ask for further details. 51712 / April 2023



The Plumdale

4 BEDROOM HOME, TOTAL 1,252 sq ft / 116.2m²



GROUND FLOOR

Kitchen/Dining Area

6.53m × 3.29m 21'5" × 10'10"

Living Room/Study

6.53m × 3.25m 21'5" × 10'8"



FIRST FLOOR

Bedroom 1

3.40m × 3.28m max. 11'2" max. × 10'9"

Bedroom 2

3.31m × 3.00m min. 10'10" max. × 9'10"

Bedroom 3

3.44m × 2.17m 11'4" × 7'1"

Bedroom 4

3.04m × 2.15m 10'0" × 7'1"



[Discover more about this home](#)



[View our current availability](#)

The floorplans depict a typical layout of this housetype. For exact plot specification, details of external and internal finishes, dimensions and floorplan differences consult your sales executive. All dimensions are + or - 50mm and floorplans are not shown to scale. The kitchen layout and furniture positions are for indicative purposes only. The computer generated image is for illustrative purposes only and it is from an imaginary viewpoint within an open space area. Its purpose is to give a feel for the development, not an accurate description of each property. The illustration shows a typical Taylor Wimpey home of this type, but there are, however, variances from site to site. External materials, finishes, landscaping and the position of garages (where provided) may vary throughout the development. Properties may also be built handed (mirror image). Images may include optional upgrades at an additional cost. Please ask for further details. 51712 / April 2023



The Ransford

4 BEDROOM HOME, TOTAL 1,651 sq ft / 153.4m²



GROUND FLOOR

Kitchen/Dining Area

6.60m × 3.47m 21'8" × 11'5"

Living Room

7.10m × 3.84m 23'4" × 12'7"

Study/Family Room

3.84m × 2.48m 12'7" × 8'2"



FIRST FLOOR

Bedroom 1

4.18m × 3.92m 13'9" × 12'11"

Bedroom 2

3.54m × 3.25m 11'7" × 10'8"

Bedroom 3

3.84m × 2.82m 12'7" × 9'3"

Bedroom 4

3.84m × 2.24m 12'7" × 7'5"

[➔ Discover more about this home](#)

[➔ View our current availability](#)

The floorplans depict a typical layout of this housetype. For exact plot specification, details of external and internal finishes, dimensions and floorplan differences consult your sales executive. All dimensions are + or - 50mm and floorplans are not shown to scale. The kitchen layout and furniture positions are for indicative purposes only. The computer generated image is for illustrative purposes only and it is from an imaginary viewpoint within an open space area. Its purpose is to give a feel for the development, not an accurate description of each property. The illustration shows a typical Taylor Wimpey home of this type, but there are, however, variances from site to site. External materials, finishes, landscaping and the position of garages (where provided) may vary throughout the development. Properties may also be built handed (mirror image). Images may include optional upgrades at an additional cost. Please ask for further details. 51712 / April 2023



The Wayford

5 BEDROOM HOME, TOTAL 1,836 sq ft / 170.6m²



GROUND FLOOR

Kitchen/Breakfast Area

5.58m × 3.35m 18'4" × 11'0"

Living Room

6.06m × 4.40m 19'11" × 14'6"

Dining Room

3.39m × 3.09m 11'1" × 10'2"

Study

3.39m × 2.34m 11'1" × 7'8"



FIRST FLOOR

Bedroom 1

3.39m × 3.37m 11'1" × 11'1"

Bedroom 2

3.67m × 3.47m 12'1" × 11'5"

Bedroom 3

3.81m × 3.02m 12'6" × 9'11"

Bedroom 4

4.10m × 2.39m 13'5" × 7'10"

Bedroom 5

3.22m × 3.22m 10'7" × 7'8"



[Discover more about this home](#)



[View our current availability](#)

The floorplans depict a typical layout of this housetype. For exact plot specification, details of external and internal finishes, dimensions and floorplan differences consult your sales executive. All dimensions are + or - 50mm and floorplans are not shown to scale. The kitchen layout and furniture positions are for indicative purposes only. The computer generated image is for illustrative purposes only and it is from an imaginary viewpoint within an open space area. Its purpose is to give a feel for the development, not an accurate description of each property. The illustration shows a typical Taylor Wimpey home of this type, but there are, however, variances from site to site. External materials, finishes, landscaping and the position of garages (where provided) may vary throughout the development. Properties may also be built handed (mirror image). Images may include optional upgrades at an additional cost. Please ask for further details. 51712 / April 2023



The Waysdale

4 BEDROOM HOME TOTAL 1,525 sq ft / 141.6m²



GROUND FLOOR

Kitchen/Breakfast/Family Room

6.82m × 3.50m 22'5" × 11'6"

Living Room

4.62m × 4.47m 15'6" × 14'8"

Dining Room

3.05m × 2.89m 10'0" × 9'6"



FIRST FLOOR

Bedroom 1

3.77m × 3.50m 12'5" × 11'6"

Bedroom 2

4.62m × 2.93m 15'2" × 9'7"

Bedroom 3

3.05m × 2.89m 10'0" × 9'6"

Bedroom 4

3.54m × 2.78m 11'8" × 9'2"



[Discover more about this home](#)



[View our current availability](#)

The floorplans depict a typical layout of this housetype. For exact plot specification, details of external and internal finishes, dimensions and floorplan differences consult your sales executive. All dimensions are + or - 50mm and floorplans are not shown to scale. The kitchen layout and furniture positions are for indicative purposes only. The computer generated image is for illustrative purposes only and it is from an imaginary viewpoint within an open space area. Its purpose is to give a feel for the development, not an accurate description of each property. The illustration shows a typical Taylor Wimpey home of this type, but there are, however, variances from site to site. External materials, finishes, landscaping and the position of garages (where provided) may vary throughout the development. Properties may also be built handed (mirror image). Images may include optional upgrades at an additional cost. Please ask for further details. 51712 / April 2023

Ways to buy

Everyone knows buying a new home is an exciting time. But it can be a stressful one too, which is why our sales executives and customer relations managers are there to help every step of the way, from your initial enquiry right through to opening the front door of your new home for the first time.



First time buyer?

[→ Here's how we can help](#)

Existing home owner?

[→ Here's how we can help](#)



Take your next step



Find your dream home on our website.



Book an appointment to view our show homes.



Take a virtual tour of our homes from the comfort of your sofa.



Have your questions answered by calling our sales executives on **01273 974 783**.



Find out how we can get you moving with our buying schemes.



Book an appointment



How to buy a home



OCKLEY PARK 1 Avenue De Warenne, Hassocks, West Sussex, BN6 8NX

CONTACT US ON 01273 974 783

Taylor Wimpey