



Cwrt Sirhowy

BLACKWOOD, CAERPHILLY

Discover the perfect mix of town and country at Cwrt Sirhowy.
A beautiful selection of two, three and four bedroom homes
situated in the heart of the vibrant town of Blackwood.


Taylor
Wimpey

Contents

→ **Welcome to
Cwrt Sirhowy**



→ **Personalise
your home**



→ **Included
as standard**



→ **Our homes**



→ **Ways to buy**



→ **Take your
next step**



Welcome to Cwrt Sirhowy

Situated in the heart of the vibrant town of Blackwood, Cwrt Sirhowy is a brand-new community of high quality homes in the county of Caerphilly.

Each home has been designed with flexible living space to suit all lifestyles, whether you're a couple looking for your first home, or a family looking to set down roots.



[→ View the site plan](#)

A vibrant community on your doorstep

Offering a blend of town and country living, Cwrt Sirhowy has been developed to compliment the beauty of the natural surroundings.

A short distance from independent shops and restaurants, Cwrt Sirhowy is perfectly situated. Avid golf fans will also be pleased to know that the golf club is just a short 5-minute stroll away. On those warm summer evenings, the entire family could visit Pen-Y-Fan Country Park which boasts a community feel.

Parc Penalta



Athletics hub at Rhiw Syr Dafydd school in Oakdale



Pen-Y-Fan Country Park



Watch development video



Personalise your home

A new Taylor Wimpey home is a blank canvas, ready for you to put your stamp on even before you move in. You can choose from a range of high quality options for your kitchen, bedroom and bathroom to suit your taste – and all from the comfort of your sofa. We offer dark and light kitchen units and patterned or plain tiles for your bathroom, so whatever your preferred style we've got you covered.

Using our innovative Options Online tool, you can visualise your new home room-by-room and customise each as you go. You can also choose your options with the help of your Sales Executive if you'd prefer.

Our customers have created some fantastic spaces in their homes and you can get inspiration from their choices by following us on Instagram. You can also check out a host of interior design tips on our website.

[→ Find out more](#)



Options availability is subject to build stage of plots and options won't be available if plots have reached a certain build stage. Please contact the Sales Executive for further information.

Included as standard

From the external features to the finishing touches, every detail of our homes is designed with our customers in mind.

While you'll have the choice to upgrade some of our standard offerings, all of our houses are fitted with a range of high quality features at no extra cost to you.

You'll find a complete list of all items that come as standard in your house below.



Kitchens

All of our kitchens are fitted with beautiful units and worktops and you can choose your preferred style and colour to create your perfect cooking and entertaining space.

A range of accessories including stylish splashbacks, a stainless steel sink and Zeno Taps, and lighting give your kitchen a clean, contemporary finish. You'll get a modern, energy efficient Electrolux oven with built-in gas hob and integrated hood.

Utility rooms[†]

Units will be fitted to match your chosen kitchen style, complete with a stainless steel sink and Zeno Taps. If your home has a toilet in the utility room, we'll fit a contemporary white basin and toilet for a sleek finish.



Bathrooms, en suites and shower rooms

Modern white sanitaryware, including toilet, basin and bath with chrome Ideal Standard taps give your main bathroom a clean look. The same sanitaryware is fitted in en suites and shower rooms which also benefit from an Aqualisa shower and glass enclosure. For a distinct look, we offer a varied range of Porcelanosa ceramic wall tiles for you to choose from to make your bathroom and en suite stand out from the crowd.



Garden[†]

The outside of your home is just as carefully considered as the inside. You'll get a fully turfed and landscaped front garden – including plants. The back garden includes a slabbed area and your privacy is protected by a garden fence.



All of the specification listed is included in our houses as standard. For the specification included in our apartments, please see the separate apartment specification list. Standard specifications are correct at time of going to print, but are subject to change without notice. Please contact the Sales Executive for further information. † = Where applicable.


Specification of our houses

Kitchens	
Choice of standard fitted Symphony Kitchens	✓
Laminated 40mm worktop	✓
Kitchen sink – Onda 150 sink 1.5, stainless steel with Zeno tap	✓
Integrated hood	✓
Stainless steel Electrolux oven, 4-burner gas hob and integrated extractor hood	✓
Bathrooms, en suites and cloakrooms	
Geberit Selnova sanitaryware range	✓
Choice of Porcelanosa tiling (grout colour as specified by Porcelanosa)	✓
Wall tilings to WC, en suite, and bathroom	✓
Geberit Aspect bath with bath panel	✓
Central heating	
Full central heating with thermostatically controlled radiator valves	✓
Cavity wall insulation	✓
Waste water heat recovery system on selected plots [●]	✓
Main pressure hot water system	✓
Electrical features	
Light fibre optic hub under stairs with double socket	✓
Double socket in kitchen with USB charge points built in	✓
Mains-operated smoke detectors	✓
Smoke detector in roof space on selected plots [●]	✓
Windows, doors and joinery	
IG-composite entrance door painted white, with letterbox plate and house number	✓
White PVCu-toughened double glazed patio doors	✓
White uPVC-toughened double glazed patio doors	✓
Hormann white Ilkley steel door with window	✓

✓ = Standard features ● = Only apply for the following plots; **Plots 36-70, 72-81, 118-164** † = Where applicable


All of the specification listed is included in our houses as standard. For the specification included in our apartments, please see the separate apartment specification list. Standard specifications are correct at time of going to print, but are subject to change without notice. Please contact the Sales Executive for further information.

Specification of our houses

Internal finishing touches	
White matt emulsion to internal walls	✓
White pre-finished internal doors with chrome handles	✓
External features	
Front garden landscaped (as per landscaping layout)	✓
Outside tap to rear garden	✓
Close board fencing to rear garden	✓
Block paved driveway/parking bay	✓
PV solar panels on selected plots 	✓
Optional upgrades	
A range of optional upgrades are available subject to build stage	✓
Fire protection	
Internal Sprinkler system fitted in accordance with current Welsh Building Regulations	✓
NHBC 10 year warranty	
NHBC 10 year Buildmark policy	✓
Taylor Wimpey warranty for 2 years from date of legal completion	✓



Find out more

✓ = Standard features  = Only apply for the following plots; Plots 36-70, 72-81, 118-164 † = Where applicable

All of the specification listed is included in our houses as standard. For the specification included in our apartments, please see the separate apartment specification list. Standard specifications are correct at time of going to print, but are subject to change without notice. Please contact the Sales Executive for further information.

Our homes

→ 2 bedroom homes



→ 3 bedroom homes



→ 4 bedroom homes



→ [View the site plan](#)



The Appleford

2 BEDROOM HOME



GROUND FLOOR

Living/Dining

3.98m x 2.75m 13' 1" x 9' 1"

Kitchen

2.11m x 2.74m 6' 11" x 9' 0"



FIRST FLOOR

Bedroom 1

3.98m x 2.41m 13' 1" x 7' 11"

Bedroom 2

3.98m x 2.33m 13' 1" x 7' 8"



[View development](#)



[View our current availability](#)

*Plot specific windows. The floor plans depict a typical layout of this house type. For exact plot specification, details of external and internal finishes, dimensions and floor plan differences consult your sales executive. All dimensions are + or - 50mm and floor plans are not shown to scale. The kitchen layout and furniture positions are for indicative purposes only. The computer generated image is for illustrative purposes only and it is from an imaginary viewpoint within an open space area. Its purpose is to give a feel for the development, not an accurate description of each property. The illustration shows a typical Taylor Wimpey home of this type, but there are, however, variances from site to site. External materials, finishes, landscaping and the position of garages (where provided) may vary throughout the development. Properties may also be built handed (mirror image). Images may include optional upgrades at an additional cost. Please ask for further details. 70848 TWSW / May 2024.



The Gosford

3 BEDROOM HOME



GROUND FLOOR

Living Room

4.26m x 3.69m 14' 0" x 12' 1"

Kitchen/Dining

4.72m x 2.87m 15' 6" x 9' 5"



FIRST FLOOR

Bedroom 1

2.96m x 2.83m 9' 9" x 9' 4"

Bedroom 2

3.30m x 2.63m 10' 10" x 8' 8"

Bedroom 3

3.55m x 2.00m 11' 8" x 6' 7"



[Discover more about this home](#)



[View our current availability](#)

*Plot specific windows. The floor plans depict a typical layout of this house type. For exact plot specification, details of external and internal finishes, dimensions and floor plan differences consult your sales executive. All dimensions are + or - 50mm and floor plans are not shown to scale. The kitchen layout and furniture positions are for indicative purposes only. The computer generated image is for illustrative purposes only and it is from an imaginary viewpoint within an open space area. Its purpose is to give a feel for the development, not an accurate description of each property. The illustration shows a typical Taylor Wimpey home of this type, but there are, however, variances from site to site. External materials, finishes, landscaping and the position of garages (where provided) may vary throughout the development. Properties may also be built handed (mirror image). Images may include optional upgrades at an additional cost. Please ask for further details. 70848 TWSW / May 2024.



The Byford

3 BEDROOM HOME



GROUND FLOOR

Living Room

3.98m x 4.24m 13' 1" x 13' 11"

Kitchen/Dining

5.06m x 2.87m 16' 7" x 9' 5"



FIRST FLOOR

Bedroom 1

3.98m x 3.00m 13' 1" x 9' 10"

Bedroom 2

2.82m x 3.46m 9' 3" x 11' 4"

Bedroom 3

2.15m x 3.91m 7' 1" x 12' 10"

[→ Discover more about this home](#)

[→ View our current availability](#)

*Plot specific windows. The floor plans depict a typical layout of this house type. For exact plot specification, details of external and internal finishes, dimensions and floor plan differences consult your sales executive. All dimensions are + or - 50mm and floor plans are not shown to scale. The kitchen layout and furniture positions are for indicative purposes only. The computer generated image is for illustrative purposes only and it is from an imaginary viewpoint within an open space area. Its purpose is to give a feel for the development, not an accurate description of each property. The illustration shows a typical Taylor Wimpey home of this type, but there are, however, variances from site to site. External materials, finishes, landscaping and the position of garages (where provided) may vary throughout the development. Properties may also be built handed (mirror image). Images may include optional upgrades at an additional cost. Please ask for further details. 70848 TWSW / May 2024.



The Easedale

3 BEDROOM HOME



GROUND FLOOR

Living Room

3.02m × 5.10m 9' 11" × 16' 9"

Kitchen/Dining

2.95m × 5.10m 9' 8" × 16' 9"



FIRST FLOOR

Bedroom 1

3.08m × 3.81m 10' 1" × 12' 6"

Bedroom 2

2.95m × 2.86m 9' 8" × 9' 5"

Bedroom 3

2.95m × 2.15m 9' 8" × 7' 1"



[View development](#)



[View our current availability](#)

*Plot specific windows. The floor plans depict a typical layout of this house type. For exact plot specification, details of external and internal finishes, dimensions and floor plan differences consult your sales executive. All dimensions are + or - 50mm and floor plans are not shown to scale. The kitchen layout and furniture positions are for indicative purposes only. The computer generated image is for illustrative purposes only and it is from an imaginary viewpoint within an open space area. Its purpose is to give a feel for the development, not an accurate description of each property. The illustration shows a typical Taylor Wimpey home of this type, but there are, however, variances from site to site. External materials, finishes, landscaping and the position of garages (where provided) may vary throughout the development. Properties may also be built handed (mirror image). Images may include optional upgrades at an additional cost. Please ask for further details. 70848 TWSW / May 2024.



The Midford

4 BEDROOM HOME



GROUND FLOOR

Living Room

3.62m x 4.37m 11' 11" x 14' 4"

Kitchen/Dining

5.71m x 3.38m 18' 9" x 11' 1"

Utility

1.71m x 1.30m 5' 7" x 4' 3"



FIRST FLOOR

Bedroom 1

3.27m x 3.61m 10' 9" x 11' 10"

Bedroom 2

2.81m x 3.53m 9' 3" x 11' 7"

Bedroom 3

2.81m x 2.52m 9' 3" x 8' 3"

Bedroom 4

2.35m x 2.23m 7' 9" x 7' 4"

[→ Discover more about this home](#)

[→ View our current availability](#)

*Plot specific windows. The floor plans depict a typical layout of this house type. For exact plot specification, details of external and internal finishes, dimensions and floor plan differences consult your sales executive. All dimensions are + or - 50mm and floor plans are not shown to scale. The kitchen layout and furniture positions are for indicative purposes only. The computer generated image is for illustrative purposes only and it is from an imaginary viewpoint within an open space area. Its purpose is to give a feel for the development, not an accurate description of each property. The illustration shows a typical Taylor Wimpey home of this type, but there are, however, variances from site to site. External materials, finishes, landscaping and the position of garages (where provided) may vary throughout the development. Properties may also be built handed (mirror image). Images may include optional upgrades at an additional cost. Please ask for further details. 70848 TWSW / May 2024.



The Trusdale

4 BEDROOM HOME



GROUND FLOOR

Kitchen/Dining

3.58m x 6.09m 11' 9" x 20' 0"

Living Room

3.46m x 6.09m 11' 4" x 20' 0"



FIRST FLOOR

Bedroom 1

3.52m x 3.74m 11' 7" x 12' 4"

Bedroom 2

3.64m x 2.95m 11' 11" x 9' 8"

Bedroom 3

2.51m x 3.05m 8' 3" x 10' 0"

Bedroom 4

3.54m x 2.25m 11' 7" x 7' 5"

[➔ Discover more about this home](#)

[➔ View our current availability](#)

*Plot specific windows. The floor plans depict a typical layout of this house type. For exact plot specification, details of external and internal finishes, dimensions and floor plan differences consult your sales executive. All dimensions are + or - 50mm and floor plans are not shown to scale. The kitchen layout and furniture positions are for indicative purposes only. The computer generated image is for illustrative purposes only and it is from an imaginary viewpoint within an open space area. Its purpose is to give a feel for the development, not an accurate description of each property. The illustration shows a typical Taylor Wimpey home of this type, but there are, however, variances from site to site. External materials, finishes, landscaping and the position of garages (where provided) may vary throughout the development. Properties may also be built handed (mirror image). Images may include optional upgrades at an additional cost. Please ask for further details. 70848 TWSW / May 2024.



The Lanford

4 BEDROOM HOME



GROUND FLOOR

Kitchen/Dining

2.85m x 6.87m 9' 4" x 22' 7"

Living Room

3.24m x 4.57m 10' 8" x 15' 0"

Study

2.17m x 2.21m 7' 2" x 7' 3"



FIRST FLOOR

Bedroom 1

3.31m x 4.16m 10' 10" x 13' 8"

Bedroom 2

2.69m x 3.51m 8' 10" x 11' 6"

Bedroom 3

2.84m x 3.27m 9' 4" x 10' 9"

Bedroom 4

3.10m x 2.62m 10' 2" x 8' 7"

[→ View development](#)

[→ View our current availability](#)

*Plot specific windows. The floor plans depict a typical layout of this house type. For exact plot specification, details of external and internal finishes, dimensions and floor plan differences consult your sales executive. All dimensions are + or - 50mm and floor plans are not shown to scale. The kitchen layout and furniture positions are for indicative purposes only. The computer generated image is for illustrative purposes only and it is from an imaginary viewpoint within an open space area. Its purpose is to give a feel for the development, not an accurate description of each property. The illustration shows a typical Taylor Wimpey home of this type, but there are, however, variances from site to site. External materials, finishes, landscaping and the position of garages (where provided) may vary throughout the development. Properties may also be built handed (mirror image). Images may include optional upgrades at an additional cost. Please ask for further details. 70848 TWSW / May 2024.



The Dunham

4 BEDROOM HOME



GROUND FLOOR

Kitchen/Dining

6.51m × 3.85m 21' 4" × 12' 8"

Living Room

4.06m × 4.22m 13' 4" × 13' 10"



FIRST FLOOR

Bedroom 1

4.06m × 4.24m 13' 4" × 13' 11"

Bedroom 2

4.11m × 2.85m 13' 6" × 9' 4"

Bedroom 3

3.44m × 3.28m 11' 3" × 10' 9"

Bedroom 4

2.65m × 2.83m 8' 9" × 9' 4"



[View development](#)



[View our current availability](#)

*Plot specific windows. The floor plans depict a typical layout of this house type. For exact plot specification, details of external and internal finishes, dimensions and floor plan differences consult your sales executive. All dimensions are + or - 50mm and floor plans are not shown to scale. The kitchen layout and furniture positions are for indicative purposes only. The computer generated image is for illustrative purposes only and it is from an imaginary viewpoint within an open space area. Its purpose is to give a feel for the development, not an accurate description of each property. The illustration shows a typical Taylor Wimpey home of this type, but there are, however, variances from site to site. External materials, finishes, landscaping and the position of garages (where provided) may vary throughout the development. Properties may also be built handed (mirror image). Images may include optional upgrades at an additional cost. Please ask for further details. 70848 TWSW / May 2024.



The Manford

4 BEDROOM HOME



GROUND FLOOR

Kitchen/Dining

8.11m x 2.88m 26' 7" x 9' 6"

Living Room

3.88m x 4.74m 12' 9" x 15' 7"

Study

2.10m x 2.61m 6' 11" x 8' 7"



FIRST FLOOR

Bedroom 1

3.88m x 3.71m 12' 9" x 12' 2"

Bedroom 2

3.09m x 4.02m 10' 2" x 13' 2"

Bedroom 3

3.03m x 3.66m 10' 0" x 12' 0"

Bedroom 4

2.75m x 3.97m 9' 0" x 13' 0"

[→ Discover more about this home](#)

[→ View our current availability](#)

*Plot specific windows. The floor plans depict a typical layout of this house type. For exact plot specification, details of external and internal finishes, dimensions and floor plan differences consult your sales executive. All dimensions are + or - 50mm and floor plans are not shown to scale. The kitchen layout and furniture positions are for indicative purposes only. The computer generated image is for illustrative purposes only and it is from an imaginary viewpoint within an open space area. Its purpose is to give a feel for the development, not an accurate description of each property. The illustration shows a typical Taylor Wimpey home of this type, but there are, however, variances from site to site. External materials, finishes, landscaping and the position of garages (where provided) may vary throughout the development. Properties may also be built handed (mirror image). Images may include optional upgrades at an additional cost. Please ask for further details. 70848 TWSW / May 2024.

Ways to buy

Everyone knows buying a new home is an exciting time. But it can be a stressful one too, which is why our sales executives and customer relations managers are there to help every step of the way, from your initial enquiry right through to opening the front door of your new home for the first time.



First time buyer?

[→ Here's how we can help](#)

Existing home owner?

[→ Here's how we can help](#)



Take your next step



Find your dream home on our website.



Book an appointment to view our show homes.



Take a virtual tour of our homes from the comfort of your sofa.



Have your questions answered by calling our sales executives on **01495 364 753**.



Find out how we can get you moving with our buying schemes.

[→ Find out more](#)

[→ How to buy a home](#)



CWRT SIRHOWY Cwm Gelli, Blackwood, Caerphilly, NP12 1BU

CONTACT US ON 01495 364 753

Taylor Wimpey

Taylor Wimpey in their efforts to improve designs reserve the right to alter site plans, floor plans, elevations and specifications without notice. All lifestyle and location imagery used within this brochure is indicative only. Taylor Wimpey houses are sold freehold and apartments are sold leasehold. Please see the development page on our website for further details. For terms and conditions on our schemes and incentives including, Part Exchange and easymover, go to www.taylorwimpey.co.uk/terms. Information is correct at the time of going to print. Please speak to your sales executive for further details.