



Torrance Place

AT HOLYTOWN

JOIN OUR EXCITING COMMUNITY

A beautiful collection of two, three and four bedroom homes nestled in the village of Newarthill, North Lanarkshire.

Taylor
Wimpey

Contents



Welcome to Torrance Place

If you love a location that has a fantastic choice of schools nearby and a great selection of local amenities on your doorstep, Torrance Place is the perfect place for you. Torrance Place forms part of a masterplan to build a new community within Holytown and this development will include open space, a play park and multi use games area facility for the residents to enjoy. For those who love the outdoors Strathclyde Country Park is a short drive away and you'll find plenty of shops, restaurants and bars in Motherwell and Hamilton, which are within easy reach.



Love village life

Of course, home life is only part of the story. You'll want stress-free links to other parts of the country too. So, it's good to know that Torrance Place has excellent transport links with easy access to the M73, M74 and M8 to Glasgow and Edinburgh. Holytown train station is just 2 miles from the development and can whisk you into Glasgow Central Station in under 30 minutes, which is perfect for those who are looking to commute to the city.



Strathclyde Country Park



Primary and Secondary Schools



Motherwell Shopping Centre

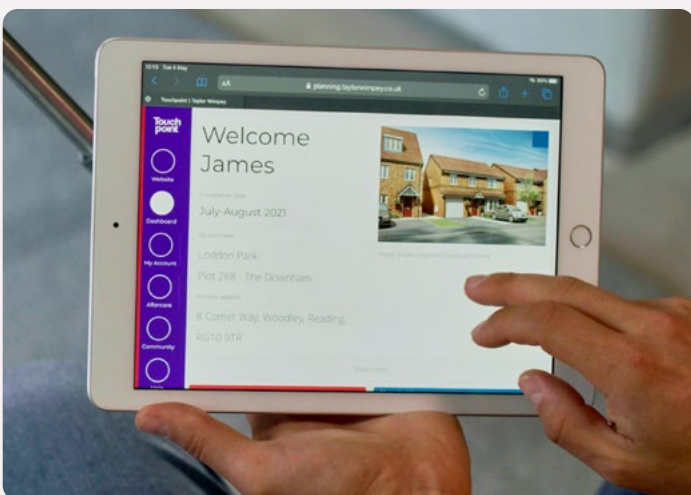


Personalise your home

A new Taylor Wimpey home is a blank canvas, ready for you to put your stamp on even before you move in. You can choose from a range of high quality options for your kitchen, bedroom and bathroom to suit your taste – and all from the comfort of your sofa. We offer dark and light kitchen units and patterned or plain tiles for your bathroom, so whatever your preferred style we've got you covered.

Using our innovative Options Online tool, you can visualise your new home room-by-room and customise each as you go. You can also choose your options with the help of your Sales Executive if you'd prefer.

Our customers have created some fantastic spaces in their homes and you can get inspiration from their choices by following us on Instagram. You can also check out a host of interior design tips on our website.



Options availability is subject to build stage of plots and options won't be available if plots have reached a certain build stage. Please contact the Sales Executive for further information.

Included as standard

From the external features to the finishing touches, every detail of our homes is designed with our customers in mind.

While you'll have the choice to upgrade some of our standard offerings, all of our houses are fitted with a range of high quality features at no extra cost to you.

You'll find a complete list of all items that come as standard in your house below.



Kitchens

All of our kitchens are fitted with beautiful units and worktops and you can choose your preferred style and colour to create your perfect cooking and entertaining space.

A range of accessories including stylish splashbacks, a stainless steel sink and Zeno Taps, and lighting give your kitchen a clean, contemporary finish. You'll get a modern, energy efficient oven with built-in gas hob and integrated hood and extractor fan from the Electrolux group.

Utility rooms[†]

Units will be fitted to match your chosen kitchen style, complete with a stainless steel sink and Zeno Taps. If your home has a toilet in the utility room, we'll fit a contemporary white basin and toilet for a sleek finish.



Bathrooms, en suites and shower rooms

Modern white sanitaryware, including toilet, basin and bath with chrome Ideal Standard taps give your main bathroom a clean look. The same sanitaryware is fitted in en suites and shower rooms which also benefit from an Aqualisa shower and glass enclosure. For a distinct look, we offer a varied range of Porcelanosa ceramic wall tiles for you to choose from to make your bathroom and en suite stand out from the crowd.



Garden[†]

The outside of your home is just as carefully considered as the inside. You'll get a fully turfed front garden and the back garden includes a slabbed area.



All of the specification listed is included in our houses as standard. For the specification included in our apartments, please see the separate apartment specification list. Standard specifications are correct at time of going to print, but are subject to change without notice. Please contact the Sales Executive for further information. † = Where applicable.

Specification of our houses

Kitchens	
Fitted kitchen with choice of door fronts*	✓
Choice of post formed laminate worktops with matching upstand*	✓
Chrome 1.5 bowl sink and Zeno tap [†] /1 bowl	✓
Stainless steel electric oven and built-in gas hob	✓
Integrated hood	✓
Stainless steel splashback above hob	✓
Bathrooms, en suites, utility and cloakrooms	
Chrome taps and fittings	✓
Choice of splashback tiling from selected Porcelenosa range*	✓
Modern white sanitaryware	✓
Central heating/hot water system	
Fully programmable gas central heating providing hot water	✓
White thermostatic controlled radiators	✓
Mains pressure hot water system providing plumbing free roof space	✓
Loft insulation in line with building regulations	✓
Electrical features	
Power points in line with NHBC requirements	✓
TV socket to lounge and bedroom one (if indicated on service layout)	✓
Master telephone socket to lounge	✓
CAT 5 Data Cabling [†]	✓
One double socket in kitchen to incorporate USB charging points	✓
Light and power socket to garages with curtilage area (site layout dictates)	✓

✓ = Standard features * = Options, upgrades and colour choices are available subject to stage of construction † = Where applicable

All of the specification listed is included in our houses as standard. For the specification included in our apartments, please see the separate apartment specification list. Standard specifications are correct at time of going to print, but are subject to change without notice. Please contact the Sales Executive for further information.

Specification of our houses

Finishing Touches

Flat white finish to ceilings	✓
White emulsion to walls	✓
White paint to woodwork	✓
White panel doors with chrome ironmongery	✓
Half height tiling to walls around bath area (only in all main bathrooms)	✓

External Features

Outside front & rear light with PIR	✓
Outside tap to rear garden	✓
Intercom for apartments	

Security and Safety

Mains operated smoke detectors supplied in line with Building Regulations	✓
Front door with enhanced security with multi-point locking	✓
Double-glazed PVC-U multi-point locking french doors	✓

Gardens, Paths and Drives

Front garden turfed or shrubbed†	✓
1.8m fencing to rear boundary	✓

NHBC 10-year Warranty

NHBC 10 year Build Mark policy	✓
Taylor Wimpey warranty for 2 years from date of Legal Completion	✓

✓ = Standard features * = Options, upgrades and colour choices are available subject to stage of construction † = Where applicable

All of the specification listed is included in our houses as standard. For the specification included in our apartments, please see the separate apartment specification list. Standard specifications are correct at time of going to print, but are subject to change without notice. Please contact the Sales Executive for further information.

Our homes





The Andrew

2 BEDROOM HOME, TOTAL 727 sq ft / 66.5m²



GROUND FLOOR

Kitchen


2.06m x 3.30m 6' 9" x 10' 10"

Living Room/Dining Area

4.02m x 3.54m 13' 2" x 11' 8"

WC

1.80m x 1.22m 5' 11" x 4' 0"



FIRST FLOOR

Bedroom 1

4.02m x 3.59m 13' 2" x 11' 9"

Bedroom 2 (max)

4.02m x 2.40m 13' 2" x 7' 11"

Bathroom (over bath)

1.77m x 2.10m 5' 10" x 6' 11"

*Plot specific windows. The floor plans depict a typical layout of this house type. For exact plot specification, details of external and internal finishes, dimensions and floor plan differences consult your sales executive. All dimensions are + or - 50mm and floor plans are not shown to scale. The kitchen layout and furniture positions are for indicative purposes only. The computer generated image is for illustrative purposes only and it is from an imaginary viewpoint within an open space area. Its purpose is to give a feel for the development, not an accurate description of each property. The illustration shows a typical Taylor Wimpey home of this type, but there are, however, variances from site to site. External materials, finishes, landscaping and the position of garages (where provided) may vary throughout the development. Properties may also be built handed (mirror image). The sq ft / sq m stated is the net sales area described in the RICS Code of Measurement 6th Edition. It is the area of the building measured to the plaster finish of the perimeter walls at each floor level. The measurement includes internal walls, service boxings and voids over stairs. It excludes internal garages and areas with less than 1.5m headroom. Images may include optional upgrades at an additional cost. Please ask for further details. RB13678 / Nov 2024



The Baxter

3 BEDROOM HOME, TOTAL 818 sq ft / 76m²



GROUND FLOOR

Kitchen (max)

2.39m x 2.77m 7' 10" x 9' 1"

Living Room/Dining Area (max)

4.58m x 4.10m 15' 0" x 13' 5"

WC

2.39m x 1.17m 7' 10" x 3' 10"



FIRST FLOOR

Bedroom 1 (max)

4.58m x 3.64m 15' 0" x 11' 11"

Bedroom 2 (max)

2.59m x 3.33m 8' 6" x 10' 11"

Bedroom 3 (max)

1.92m x 3.33m 6' 4" x 10' 11"

Bathroom (over bath)

1.81m x 2.00m 5' 11" x 6' 7"

*Plot specific windows. The floor plans depict a typical layout of this house type. For exact plot specification, details of external and internal finishes, dimensions and floor plan differences consult your sales executive. All dimensions are + or - 50mm and floor plans are not shown to scale. The kitchen layout and furniture positions are for indicative purposes only. The computer generated image is for illustrative purposes only and it is from an imaginary viewpoint within an open space area. Its purpose is to give a feel for the development, not an accurate description of each property. The illustration shows a typical Taylor Wimpey home of this type, but there are, however, variances from site to site. External materials, finishes, landscaping and the position of garages (where provided) may vary throughout the development. Properties may also be built handed (mirror image). The sq ft / sq m stated is the net sales area described in the RICS Code of Measurement 6th Edition. It is the area of the building measured to the plaster finish of the perimeter walls at each floor level. The measurement includes internal walls, service boxings and voids over stairs. It excludes internal garages and areas with less than 1.5m headroom. Images may include optional upgrades at an additional cost. Please ask for further details. RB13678 / Nov 2024



The Blair

3 BEDROOM HOME, TOTAL 915 sq ft / 85m²



GROUND FLOOR

Kitchen/Dining Area ^(max)

5.10m x 2.77m 16' 9" x 9' 1"

Living Room

3.18m x 4.10m 10' 5" x 13' 5"

WC

2.22m x 1.17m 7' 3" x 3' 10"



FIRST FLOOR

Bedroom 1 ^(max)

4.01m x 3.64m 13' 2" x 11' 11"

Bedroom 2 ^(max)

2.88m x 3.33m 9' 6" x 10' 11"

Bedroom 3

2.19m x 3.33m 7' 2" x 10' 11"

Bathroom ^(over bath)

1.81m x 2.00m 5' 11" x 6' 7"

En suite ^(over shower)

1.73m x 2.02m 5' 8" x 6' 8"

*Plot specific windows. The floor plans depict a typical layout of this house type. For exact plot specification, details of external and internal finishes, dimensions and floor plan differences consult your sales executive. All dimensions are + or - 50mm and floor plans are not shown to scale. The kitchen layout and furniture positions are for indicative purposes only. The computer generated image is for illustrative purposes only and it is from an imaginary viewpoint within an open space area. Its purpose is to give a feel for the development, not an accurate description of each property. The illustration shows a typical Taylor Wimpey home of this type, but there are, however, variances from site to site. External materials, finishes, landscaping and the position of garages (where provided) may vary throughout the development. Properties may also be built handed (mirror image). The sq ft / sq m stated is the net sales area described in the RICS Code of Measurement 6th Edition. It is the area of the building measured to the plaster finish of the perimeter walls at each floor level. The measurement includes internal walls, service boxings and voids over stairs. It excludes internal garages and areas with less than 1.5m headroom. Images may include optional upgrades at an additional cost. Please ask for further details. RB13678 / Nov 2024



The Chalmers

3 BEDROOM HOME, TOTAL 1015sq ft / 94.3m²



GROUND FLOOR

Kitchen (max)

2.68m x 3.56m 8' 10" x 11' 8"

Living Room/Dining Area

3.87m x 5.47m 12' 9" x 18' 0"

WC (max)

1.73m x 2.13m 5' 8" x 7' 0"



FIRST FLOOR

Bedroom 1

3.55m x 3.65m 11' 8" x 12' 0"

Bedroom 2

3.04m x 3.65m 10' 0" x 12' 0"

Bedroom 3 (max)

3.76m x 3.05m 12' 4" x 10' 0"

Bathroom (over bath)

2.83m x 2.03m 9' 4" x 6' 8"

En suite (over shower)

2.44m x 1.84m 8' 0" x 6' 1"

*Plot specific windows. The floor plans depict a typical layout of this house type. For exact plot specification, details of external and internal finishes, dimensions and floor plan differences consult your sales executive. All dimensions are + or - 50mm and floor plans are not shown to scale. The kitchen layout and furniture positions are for indicative purposes only. The computer generated image is for illustrative purposes only and it is from an imaginary viewpoint within an open space area. Its purpose is to give a feel for the development, not an accurate description of each property. The illustration shows a typical Taylor Wimpey home of this type, but there are, however, variances from site to site. External materials, finishes, landscaping and the position of garages (where provided) may vary throughout the development. Properties may also be built handed (mirror image). The sq ft / sq m stated is the net sales area described in the RICS Code of Measurement 6th Edition. It is the area of the building measured to the plaster finish of the perimeter walls at each floor level. The measurement includes internal walls, service boxings and voids over stairs. It excludes internal garages and areas with less than 1.5m headroom. Images may include optional upgrades at an additional cost. Please ask for further details. RB13678 / Nov 2024



The Douglas

4 BEDROOM HOME, TOTAL 1117sq ft / 103.7m²



GROUND FLOOR

Kitchen

2.97m x 3.60m 9' 9" x 11' 10"

Living Room

3.48m x 4.42m 11' 5" x 14' 6"

Dining Room ^(max)

2.52m x 3.13m 8' 4" x 10' 4"

WC

1.87m x 1.25m 6' 2" x 4' 1"



FIRST FLOOR

Bedroom 1

2.76m x 3.45m 9' 1" x 11' 4"

Bedroom 2 ^(max)

2.83m x 3.72m 9' 3" x 12' 3"

Bedroom 3 ^(max)

3.66m x 2.36m 12' 0" x 7' 9"

Bedroom 4 ^(max)

3.04m x 3.19m 10' 0" x 10' 6"

Bathroom

2.54m x 1.60m 8' 3" x 5' 3"

En suite ^(over shower)

2.08m x 1.65m 6' 10" x 5' 4"

*Plot specific windows. The floor plans depict a typical layout of this house type. For exact plot specification, details of external and internal finishes, dimensions and floor plan differences consult your sales executive. All dimensions are + or - 50mm and floor plans are not shown to scale. The kitchen layout and furniture positions are for indicative purposes only. The computer generated image is for illustrative purposes only and it is from an imaginary viewpoint within an open space area. Its purpose is to give a feel for the development, not an accurate description of each property. The illustration shows a typical Taylor Wimpey home of this type, but there are, however, variances from site to site. External materials, finishes, landscaping and the position of garages (where provided) may vary throughout the development. Properties may also be built handed (mirror image). The sq ft / sq m stated is the net sales area described in the RICS Code of Measurement 6th Edition. It is the area of the building measured to the plaster finish of the perimeter walls at each floor level. The measurement includes internal walls, service boxings and voids over stairs. It excludes internal garages and areas with less than 1.5m headroom. Images may include optional upgrades at an additional cost. Please ask for further details. RB13678 / Nov 2024



The Drummond

4 BEDROOM HOME, TOTAL 1205sq ft / 111.9m²



GROUND FLOOR

Kitchen

3.07m x 3.80m 10' 1" x 12' 6"

Living Room

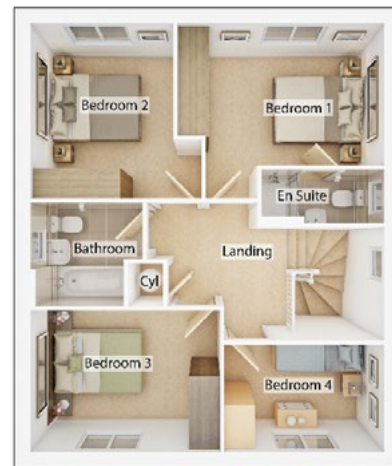
3.44m x 4.99m 11' 3" x 16' 4"

Dining Room

3.72m x 3.11m 12' 2" x 10' 3"

WC

1.86m x 1.16m 6' 1" x 3' 10"



FIRST FLOOR

Bedroom 1

3.97m x 2.72m 13' 0" x 8' 11"

Bedroom 2

2.74m x 3.36m 9' 0" x 11' 0"

Bedroom 3

3.65m x 2.72m 12' 0" x 8' 11"

Bedroom 4

3.07m x 2.06m 10' 1" x 6' 9"

Bathroom

2.15m x 2.02m 7' 1" x 6' 7"

En suite

2.36m x 1.05m 7' 9" x 3' 5"

*Plot specific windows. The floor plans depict a typical layout of this house type. For exact plot specification, details of external and internal finishes, dimensions and floor plan differences consult your sales executive. All dimensions are + or - 50mm and floor plans are not shown to scale. The kitchen layout and furniture positions are for indicative purposes only. The computer generated image is for illustrative purposes only and it is from an imaginary viewpoint within an open space area. Its purpose is to give a feel for the development, not an accurate description of each property. The illustration shows a typical Taylor Wimpey home of this type, but there are, however, variances from site to site. External materials, finishes, landscaping and the position of garages (where provided) may vary throughout the development. Properties may also be built handed (mirror image). The sq ft / sq m stated is the net sales area described in the RICS Code of Measurement 6th Edition. It is the area of the building measured to the plaster finish of the perimeter walls at each floor level. The measurement includes internal walls, service boxings and voids over stairs. It excludes internal garages and areas with less than 1.5m headroom. Images may include optional upgrades at an additional cost. Please ask for further details. RB13678 / Nov 2024



The Fraser

4 BEDROOM HOME, TOTAL 1271sq ft / 118.1m²



GROUND FLOOR

Kitchen/Dining Area

8.02m × 2.66m 26' 4" × 8' 9"

Living Room

3.17m × 5.24m 10' 5" × 17' 2"

WC

2.03m × 1.10m 6' 8" × 3' 6"



FIRST FLOOR

Bedroom 1

4.28m × 3.09m 14' 0" × 10' 1"

Bedroom 2

3.18m × 3.58m 10' 5" × 11' 9"

Bedroom 3

3.68m × 2.89m 12' 1" × 9' 6"

Bedroom 4

2.58m × 2.79m 8' 5" × 9' 2"

Bathroom

2.58m × 2.20m 8' 5" × 7' 3"

En suite

2.43m × 1.58m 8' 0" × 5' 2"

*Plot specific windows. The floor plans depict a typical layout of this house type. For exact plot specification, details of external and internal finishes, dimensions and floor plan differences consult your sales executive. All dimensions are + or - 50mm and floor plans are not shown to scale. The kitchen layout and furniture positions are for indicative purposes only. The computer generated image is for illustrative purposes only and it is from an imaginary viewpoint within an open space area. Its purpose is to give a feel for the development, not an accurate description of each property. The illustration shows a typical Taylor Wimpey home of this type, but there are, however, variances from site to site. External materials, finishes, landscaping and the position of garages (where provided) may vary throughout the development. Properties may also be built handed (mirror image). The sq ft / sq m stated is the net sales area described in the RICS Code of Measurement 6th Edition. It is the area of the building measured to the plaster finish of the perimeter walls at each floor level. The measurement includes internal walls, service boxings and voids over stairs. It excludes internal garages and areas with less than 1.5m headroom. Images may include optional upgrades at an additional cost. Please ask for further details. RB13678 / Nov 2024



The Geddes

4 BEDROOM HOME, TOTAL 1348sq ft / 125.2m²



GROUND FLOOR

Kitchen/Dining Area

8.27m x 2.80m 27' 2" x 9' 2"

Living Room

3.16m x 5.34m 10' 5" x 17' 6"

WC

2.54m x 1.14m 8' 4" x 3' 9"



FIRST FLOOR

Bedroom 1^(max)

3.78m x 3.89m 12' 5" x 13' 1"

Bedroom 2^(max)

4.39m x 2.88m 14' 5" x 9' 6"

Bedroom 3

2.65m x 3.48m 8' 8" x 11' 5"

Bedroom 4

3.19m x 2.89m 10' 6" x 9' 6"

Bathroom^(max)

2.25m x 2.34m 7' 5" x 7' 8"

En suite 1^(over shower)

2.10m x 1.81m 6' 11" x 5' 11"

En suite 2^(over shower)

2.65m x 1.73m 8' 8" x 5' 8"

*Plot specific windows. The floor plans depict a typical layout of this house type. For exact plot specification, details of external and internal finishes, dimensions and floor plan differences consult your sales executive. All dimensions are + or - 50mm and floor plans are not shown to scale. The kitchen layout and furniture positions are for indicative purposes only. The computer generated image is for illustrative purposes only and it is from an imaginary viewpoint within an open space area. Its purpose is to give a feel for the development, not an accurate description of each property. The illustration shows a typical Taylor Wimpey home of this type, but there are, however, variances from site to site. External materials, finishes, landscaping and the position of garages (where provided) may vary throughout the development. Properties may also be built handed (mirror image). The sq ft / sq m stated is the net sales area described in the RICS Code of Measurement 6th Edition. It is the area of the building measured to the plaster finish of the perimeter walls at each floor level. The measurement includes internal walls, service boxings and voids over stairs. It excludes internal garages and areas with less than 1.5m headroom. Images may include optional upgrades at an additional cost. Please ask for further details. RB13678 / Nov 2024



The Hume

4 BEDROOM HOME, TOTAL 1427sq ft / 132.7m²



GROUND FLOOR

Kitchen/Breakfast Area

3.95m x 3.54m 13' 0" x 11' 7"

Living Room ^(max)

4.28m x 4.15m 14' 1" x 13' 8"

Dining Room

3.04m x 3.63m 10' 0" x 11' 11"

Study

2.81m x 3.12m 9' 3" x 10' 3"

WC

1.12m x 2.15m 3' 8" x 7' 1"



FIRST FLOOR

Bedroom 1

3.50m x 4.30m 11' 6" x 14' 1"

Bedroom 2

4.04m x 3.53m 13' 3" x 11' 7"

Bedroom 3

3.08m x 2.92m 10' 1" x 9' 7"

Bedroom 4

3.05m x 2.73m 10' 0" x 9' 0"

Bathroom

1.95m x 2.10m 6' 5" x 6' 11"

En suite 1

1.66m x 2.48m 5' 5" x 8' 2"

En suite 2

1.93m x 2.38m 6' 4" x 7' 10"

*Plot specific windows. The floor plans depict a typical layout of this house type. For exact plot specification, details of external and internal finishes, dimensions and floor plan differences consult your sales executive. All dimensions are + or - 50mm and floor plans are not shown to scale. The kitchen layout and furniture positions are for indicative purposes only. The computer generated image is for illustrative purposes only and it is from an imaginary viewpoint within an open space area. Its purpose is to give a feel for the development, not an accurate description of each property. The illustration shows a typical Taylor Wimpey home of this type, but there are, however, variances from site to site. External materials, finishes, landscaping and the position of garages (where provided) may vary throughout the development. Properties may also be built handed (mirror image). The sq ft / sq m stated is the net sales area described in the RICS Code of Measurement 6th Edition. It is the area of the building measured to the plaster finish of the perimeter walls at each floor level. The measurement includes internal walls, service boxings and voids over stairs. It excludes internal garages and areas with less than 1.5m headroom. Images may include optional upgrades at an additional cost. Please ask for further details. RB13678 / Nov 2024



The Maxwell

4 BEDROOM HOME, TOTAL 1475sq ft / 137m²



GROUND FLOOR

Kitchen/Dining Area

8.69m x 3.07m 28' 6" x 10' 1"

Living Room

4.20m x 4.44m 13' 9" x 14' 7"

WC

1.78m x 1.12m 5' 11" x 3' 7"

Utility

1.82m x 2.14m 6' 0" x 7' 2"



FIRST FLOOR

Bedroom 1 ^(max)

4.20m x 4.49m 13' 9" x 14' 9"

Bedroom 2 ^(max)

3.39m x 3.39m 11' 1" x 11' 1"

Bedroom 3

3.26m x 3.10m 10' 8" x 10' 2"

Bedroom 4 ^(max)

3.09m x 3.77m 10' 2" x 12' 5"

Bathroom ^(over bath)

2.20m x 3.10m 7' 3" x 10' 2"

En suite ^(inc. shower)

1.64m x 2.72m 5' 5" x 8' 11"

*Plot specific windows. The floor plans depict a typical layout of this house type. For exact plot specification, details of external and internal finishes, dimensions and floor plan differences consult your sales executive. All dimensions are + or - 50mm and floor plans are not shown to scale. The kitchen layout and furniture positions are for indicative purposes only. The computer generated image is for illustrative purposes only and it is from an imaginary viewpoint within an open space area. Its purpose is to give a feel for the development, not an accurate description of each property. The illustration shows a typical Taylor Wimpey home of this type, but there are, however, variances from site to site. External materials, finishes, landscaping and the position of garages (where provided) may vary throughout the development. Properties may also be built handed (mirror image). The sq ft / sq m stated is the net sales area described in the RICS Code of Measurement 6th Edition. It is the area of the building measured to the plaster finish of the perimeter walls at each floor level. The measurement includes internal walls, service boxings and voids over stairs. It excludes internal garages and areas with less than 1.5m headroom. Images may include optional upgrades at an additional cost. Please ask for further details. RB13678 / Nov 2024



The Monro

4 BEDROOM HOME, TOTAL 1536sq ft / 142.6m²



GROUND FLOOR

Kitchen/Breakfast Area

6.27m × 3.07m 20' 7" × 10' 1"

Living Room (into bay window)

3.76m × 6.67m 12' 4" × 20' 5"

Dining Room

3.08m × 3.00m 10' 2" × 9' 10"

Utility

1.72m × 1.82m 5' 8" × 6' 0"

WC

1.11m × 1.85m 3' 8" × 6' 1"



FIRST FLOOR

Bedroom 1 (excl. changing)

3.80m × 3.42m 12' 6" × 11' 3"

Bedroom 2

3.22m × 3.12m 10' 9" × 10' 3"

Bedroom 3 (max)

2.63m × 2.93m 8' 8" × 9' 8"

Bedroom 4

3.32m × 2.41m 10' 11" × 7' 11"

Bathroom (over bath & shower)

2.65m × 2.71m 8' 8" × 8' 11"

En suite 1 (over shower)


2.50m × 1.43m 8' 3" × 4' 8"

En suite 2 (over shower)

1.22m × 2.72m 4' 0" × 8' 11"

*Plot specific windows. The floor plans depict a typical layout of this house type. For exact plot specification, details of external and internal finishes, dimensions and floor plan differences consult your sales executive. All dimensions are + or - 50mm and floor plans are not shown to scale. The kitchen layout and furniture positions are for indicative purposes only. The computer generated image is for illustrative purposes only and it is from an imaginary viewpoint within an open space area. Its purpose is to give a feel for the development, not an accurate description of each property. The illustration shows a typical Taylor Wimpey home of this type, but there are, however, variances from site to site. External materials, finishes, landscaping and the position of garages (where provided) may vary throughout the development. Properties may also be built handed (mirror image). The sq ft / sq m stated is the net sales area described in the RICS Code of Measurement 6th Edition. It is the area of the building measured to the plaster finish of the perimeter walls at each floor level. The measurement includes internal walls, service boxings and voids over stairs. It excludes internal garages and areas with less than 1.5m headroom. Images may include optional upgrades at an additional cost. Please ask for further details. RB13678 / Nov 2024

Everyone knows buying a new home is an exciting time. But it can be a stressful one too, which is why our Sales Executives and Customer Relations Managers are there to help every step of the way, from your initial enquiry right through to opening the front door of your new home for the first time.





Find your dream home on our website.



Book an appointment to view our show homes.



Take a virtual tour of our homes from the comfort of your sofa.



Have your questions answered by calling our Sales Executives on **01698 534243**.



Find out how we can get you moving with our buying schemes.



TORRANCE PLACE Carmuir Drive, Holytown, North Lanarkshire ML1 5US

CONTACT US ON 01698 534243

**Taylor
Wimpey**

Taylor Wimpey in their efforts to improve designs reserve the right to alter site plans, floor plans, elevations and specifications without notice. All lifestyle and location imagery used within this brochure is indicative only. Taylor Wimpey houses are sold freehold and apartments are sold leasehold. Please see the development page on our website for further details. For terms and conditions on our schemes and incentives including Help to Buy, Part Exchange and easymover, go to www.taylorwimpey.co.uk/terms. Information is correct at the time of going to print. Please speak to your sales executive for further details.