

HERITAGE

- REDROW -

REGENT QUAY

SITTINGBOURNE





WELCOME TO REGENT QUAY





THE NEWEST PHASE OF THREE AND FOUR BEDROOM HOMES BASED IN SITTINGBOURNE, KENT.

This new phase combines modern living with a real sense of community and is designed for you to make the most out of life. Our beautiful homes boast modern conveniences, architecture in a timeless style and excellent road and rail links making this development an ideal location. With everything on your doorstep, it benefits from comfort, convenience and value



DISCOVER A BETTER WAY TO LIVE

Life is not just about waking up in a beautiful home. It's about everything that goes with it. From stunning open plan kitchens and entertaining spaces, to places that make the most of the outdoors through to our outstanding customer experiences. Welcome to a better way of living.





BETTER BY DESIGN

Imagine how much better life would be, with a little more thought and a lot more space. Waking up in a home full of unique character where everything feels carefully considered inside and out. A place where you can relax, think, breathe, work and play in beautifully designed spaces. With Redrow, it's the level of care we bring, that makes all the difference.


BETTER PLACES

Picture yourself in a peaceful setting where nature is just a short walk away. Where there's a feeling of tranquility as you enjoy a new, relaxed lifestyle, away from the hustle and bustle. A place where there's a sense of community, of living life at your own pace amongst beautiful street scenes and green open spaces where neighbours and dog walkers meet. That's what sets your new neighbourhood apart.



BETTER EXPERIENCES

There's a better way to move home and it's with Redrow. It starts with managing your appointments and completing your reservation online. From there, you'll get to know your home and neighbours with a home preview and welcome party. Once you're in your home our home owner support section of My Redrow will help you get settled.



AN INSPIRED **NEW HOME**

Explore what makes this
collection so unique

We're dedicated to designing and building homes with character that people are proud to live in. Inspired by the past but designed for the future, this collection offers the best of both worlds.



WHAT MAKES THIS COLLECTION SO UNIQUE?

Our aim has always been to build homes of the highest quality, reflecting the craftsmanship and details associated with the Arts and Crafts movement. It's this, combined with the modern, high end interiors we pride ourselves on, that makes this award winning collection so enviable.

Every inch of our homes has been carefully considered, from features such as traditional porches supported by timber posts with gallows brackets to brick plinths that run the whole way round the property. These features add grandeur and depth to the front of the home and provide an anchoring effect.





SPEND MORE TIME **TOGETHER**

Sittingbourne combines the history of an ancient Kent town close to the coast, with excellent road and rail connections speeding you directly into the heart of modern London in approximately 1 hour.

Located just to the West of town, Regent Quay is close to a wide range of shops and stores for everything from your weekly groceries to that weekend treat. The Forum Shopping Centre is the cornerstone of Sittingbourne town centre, with Sittingbourne Retail Park home to a further collection of stores and leisure outlets.

For a change of scenery the nearby towns of Canterbury, Maidstone and Faversham all have something different to offer, plus of course the bright lights and flagship stores of London's Oxford Street are just an hour's train ride away, and Bluewater Shopping Centre a half hour drive away.



ENJOY A HEALTHY LIFESTYLE

Regent Quay is approximately a mile from the swimming and sports facilities of Swallows Leisure Centre, and there are several good quality golf courses within easy reach, including Sittingbourne and Milton Regis Golf Club, Upchurch River Valley Golf Club and Sittingbourne Golf Centre. There's also a good selection of provincial theatres in the nearby towns.



For some fresh air, take a stroll through the Kent Downs, ride the Sittingbourne and Kemsley Light Railway along Milton Creek, or enjoy some traditional seaside fun at popular coastal towns such as Herne Bay or Whitstable

MORE OPPORTUNITIES

Parents will be pleased to find a range of well-rated schools where children can begin and continue their journeys in education.

Canterbury Road Primary Academy and South Avenue Primary School are both rated 'Good' by Ofsted, while the Sittingbourne School, also rated 'Good', Borden Grammar School and Highstead Grammar school are also close by and will cater for older pupils.

For higher education, the University of Kent in Canterbury is around half-an-hour away in the car and offers a wide variety of degree courses.






LESS TIME TRAVELLING

Regent Quay is the perfect compromise for commuters, with Sittingbourne Train Station being approximately a 10-minute walk away where trains to London St Pancras depart every 30 minutes, with a travel time of approximately 1 hour.

Sittingbourne also enjoys excellent road links, with the M2 and M20 both within easy reach and the A2 passing right through the town. Gillingham, Faversham and Maidstone sit around the compass to the West, East and South respectively, all within an approximately ten miles drive, while Canterbury is a little further at approximately 24 miles. London is approximately 45 miles by car, but far easier to reach by rail.

WE PUT MORE IN

At Redrow we work hard to contribute to the existing facilities and create new ones, to dovetail our development into the local community. Below are some of the community benefits installed at **Regent Quay**.
















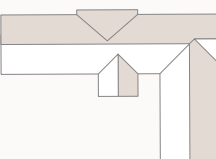
SO YOU GET MORE OUT

- Public Green Space and Children's Play Area
- Footpaths
- Local Equipped Areas of Play

EXPLORE REGENT QUAY



KEY

	LETCWORTH 3 BEDROOM HOME		MARLOW 4 BEDROOM HOME
	LUDLOW 3 BEDROOM HOME		LINCOLN 4 BEDROOM HOME
	KENSINGTON 4 BEDROOM HOME		OXFORD 4 BEDROOM HOME
	CAMBRIDGE 4 BEDROOM HOME		SHAFTESBURY 4 BEDROOM HOME
	STRATFORD 4 BEDROOM HOME		SHAFTESBURY SPECIAL 4 BEDROOM HOME
	WINDSOR 4 BEDROOM HOME		HARROGATE 4 BEDROOM HOME
	PORTMAN 4 BEDROOM HOME		AFFORDABLE HOUSING
	WATLING HOUSE 1 & 2 Bedroom homes		



- C/S** – Cycle Storage
- B/S** – Bin Store
- BCP** – Bin Collection Point
- ECB** – Electric Charging Bay
- POS** – Public Open Space
- LEAP** – Local Equipped Area of Play

This plan is indicative and is intended for guidance only and does not form part of any contract or agreement, nor does it show ownership boundaries, easements or wayleaves and is subject to change. For specific details, other than general site layout, please liaise directly with our Sales Consultant.





HERITAGE

- REDROW -

THE LETCHWORTH

THREE BEDROOM HOME

 **REDROW**



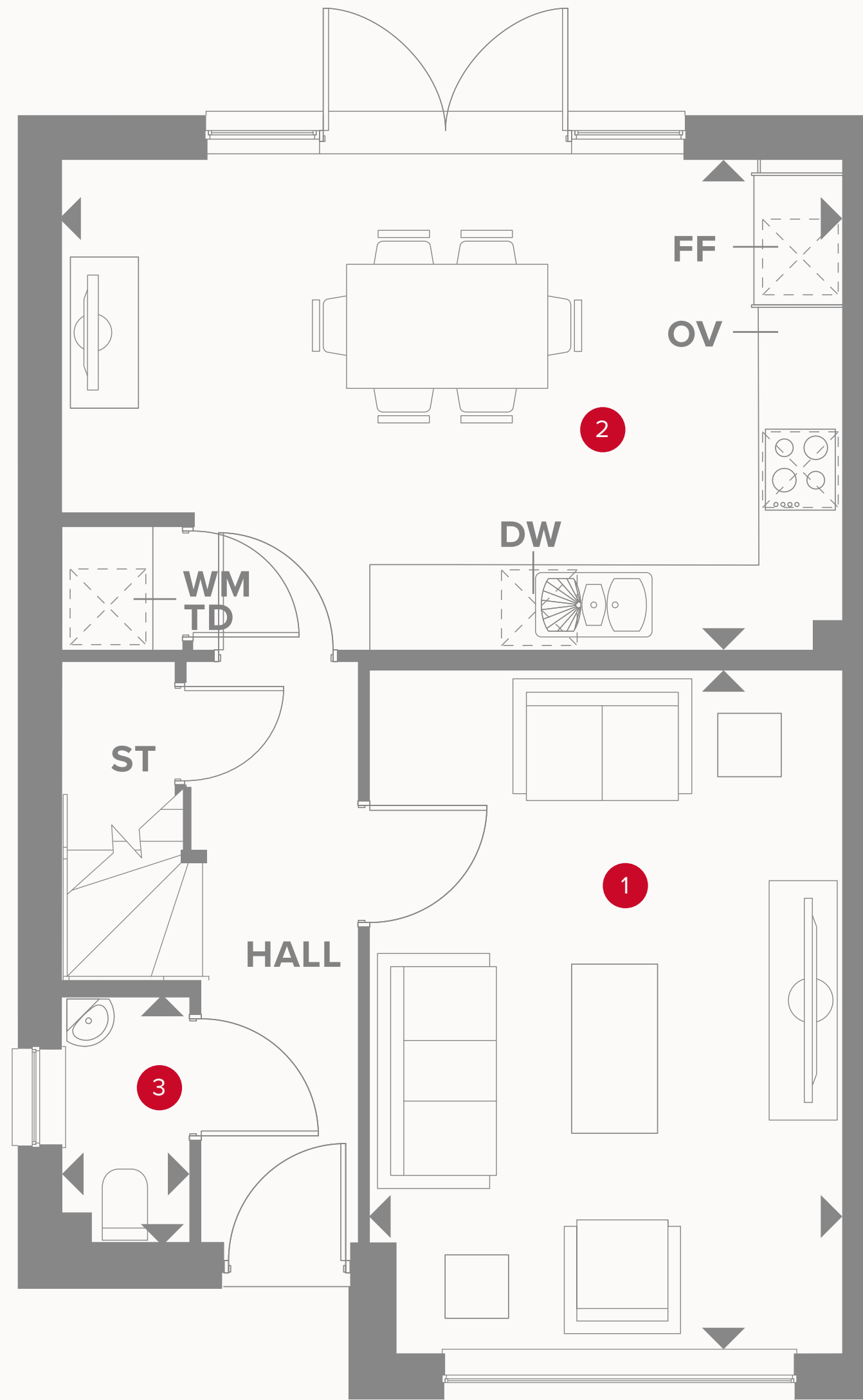
HERITAGE

- REDROW -

THE LETCHWORTH

THREE BEDROOM HOME

 **REDROW**





THE LETCHWORTH GROUND FLOOR

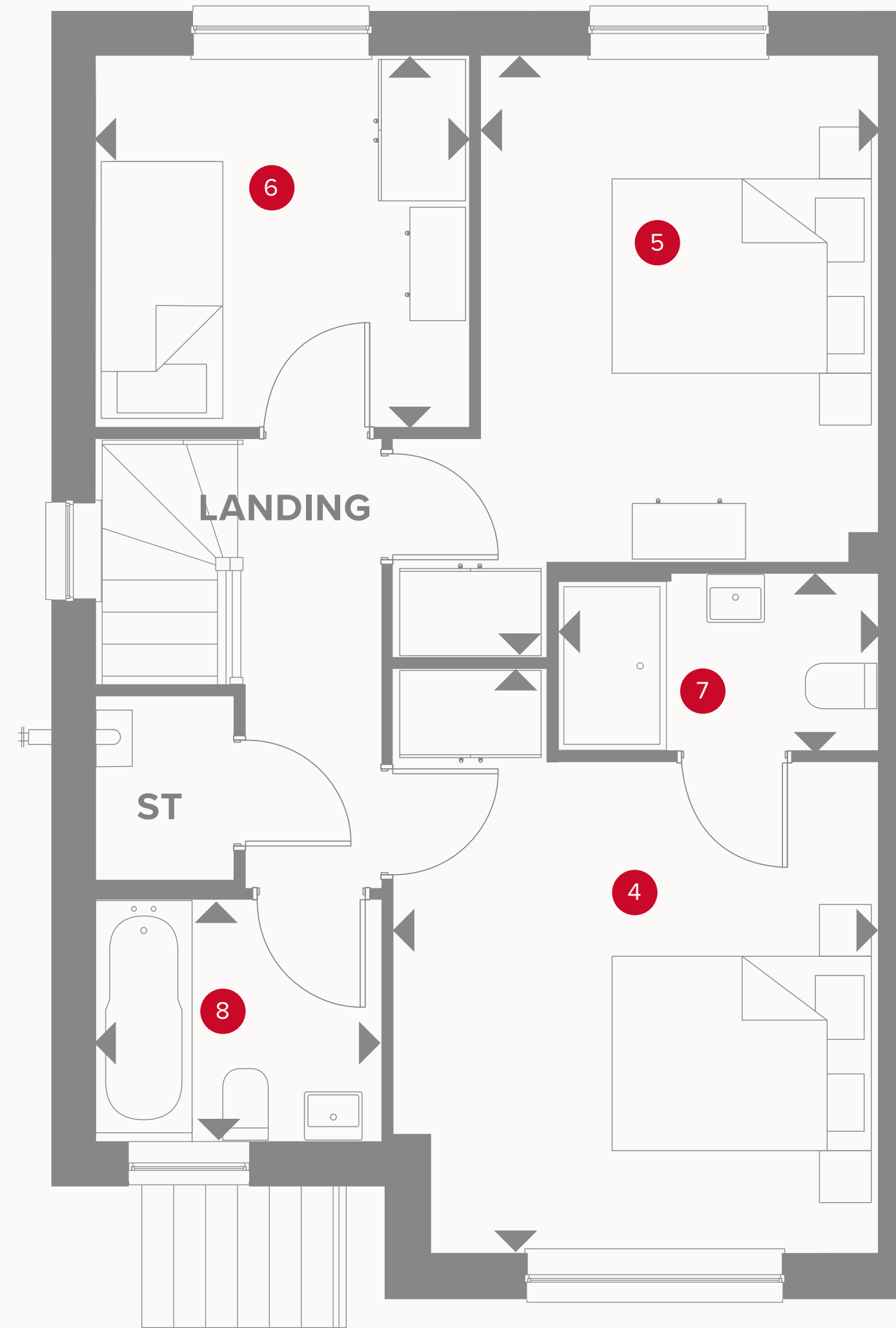
1	Lounge	15'11" x 11'0"	4.84 x 3.35 m
2	Kitchen/ Dining/	18'2" x 11'5"	5.53 x 3.47 m
3	Cloaks	5'10" x 2'11"	1.76 x 0.90 m



KEY

-  Hob
- OV** Oven
- FF** Fridge/freezer
- TD** Tumble dryer space

-  Dimensions start
- ST** Storage cupboard
- WM** Washing machine space
- DW** Dish washer space



THE LETCHWORTH FIRST FLOOR

4	Bedroom 1	11'5" x 11'3"	3.47 x 3.42 m
5	Bedroom 2	11'9" x 9'3"	3.58 x 2.81 m
6	Bedroom 3	8'8" x 8'7"	2.64 x 2.62 m
7	En-suite	7'5" x 3'9"	2.26 x 1.19 m
8	Bathroom	6'8" x 5'7"	2.02 x 1.71 m



KEY

- ◀ Dimensions start
- ST Storage cupboard



Customers should note this illustration is an example of the Letchworth house type. All dimensions indicated are approximate and the furniture layout is for illustrative purposes only. Homes may be 'handed' (mirror image) versions of the illustrations, and may be detached, semi-detached or terraced. Materials used may differ from plot to plot including render and roof tile colours. Detailed plans and specifications are available for inspection for each plot at our Sales Centre during working hours and customers must check their individual specifications prior to making a reservation. All wardrobes are subject to site specification. Please see Sales Consultant for further details.



HERITAGE

- REDROW -

THE LUDLOW

THREE BEDROOM HOME





HERITAGE

- REDROW -

THE LUDLOW

THREE BEDROOM HOME





THE LUDLOW GROUND FLOOR

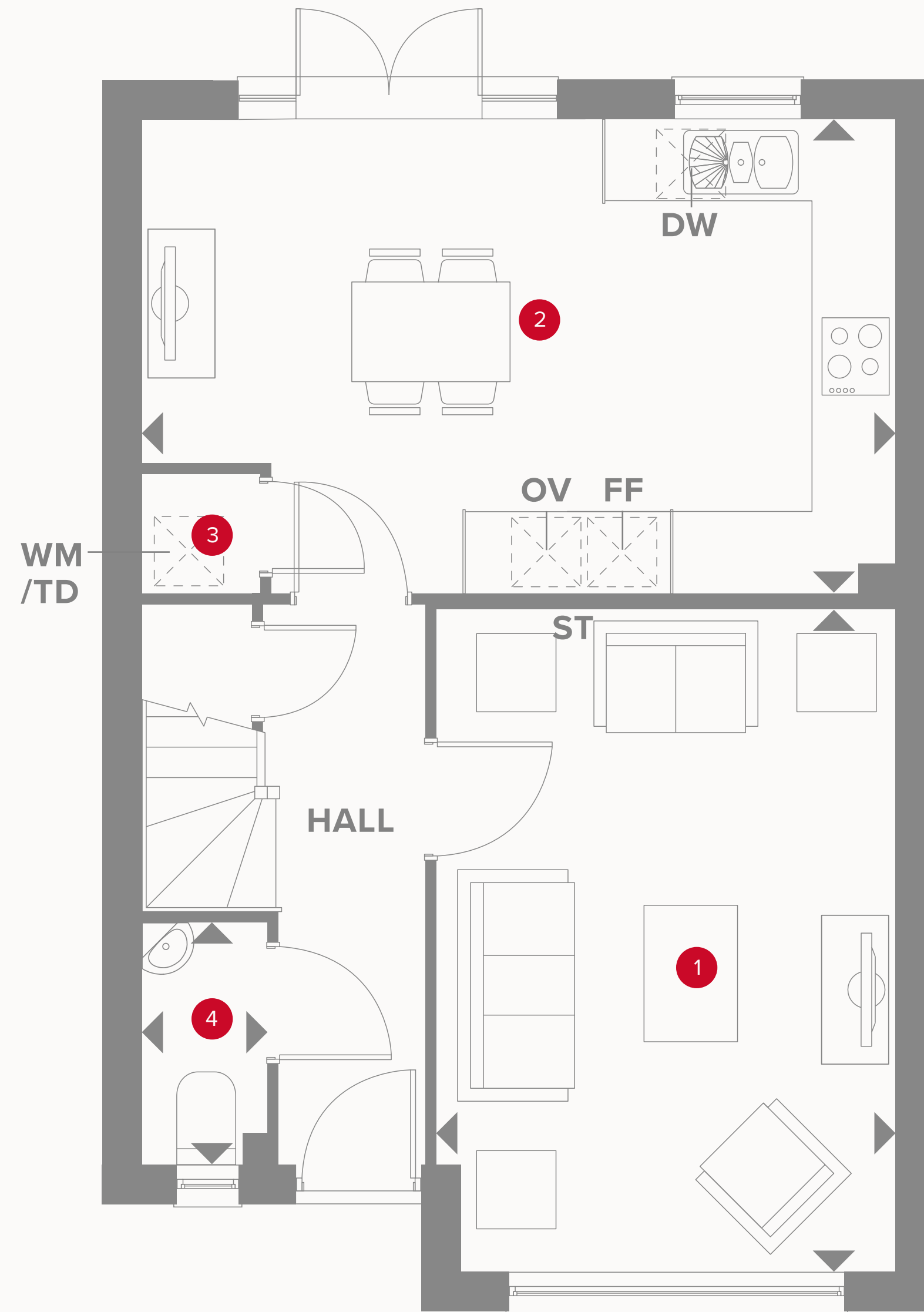
1	Lounge	15'11" x 10'10"	4.84 x 3.35 m
2	Kitchen/ Dining	18'2" x 11'5"	5.53 x 3.48 m
3	Laundry	2'11" x 2'9"	0.90 x 0.85 m
4	Cloaks	5'9" x 2'11"	1.76 x 0.90 m

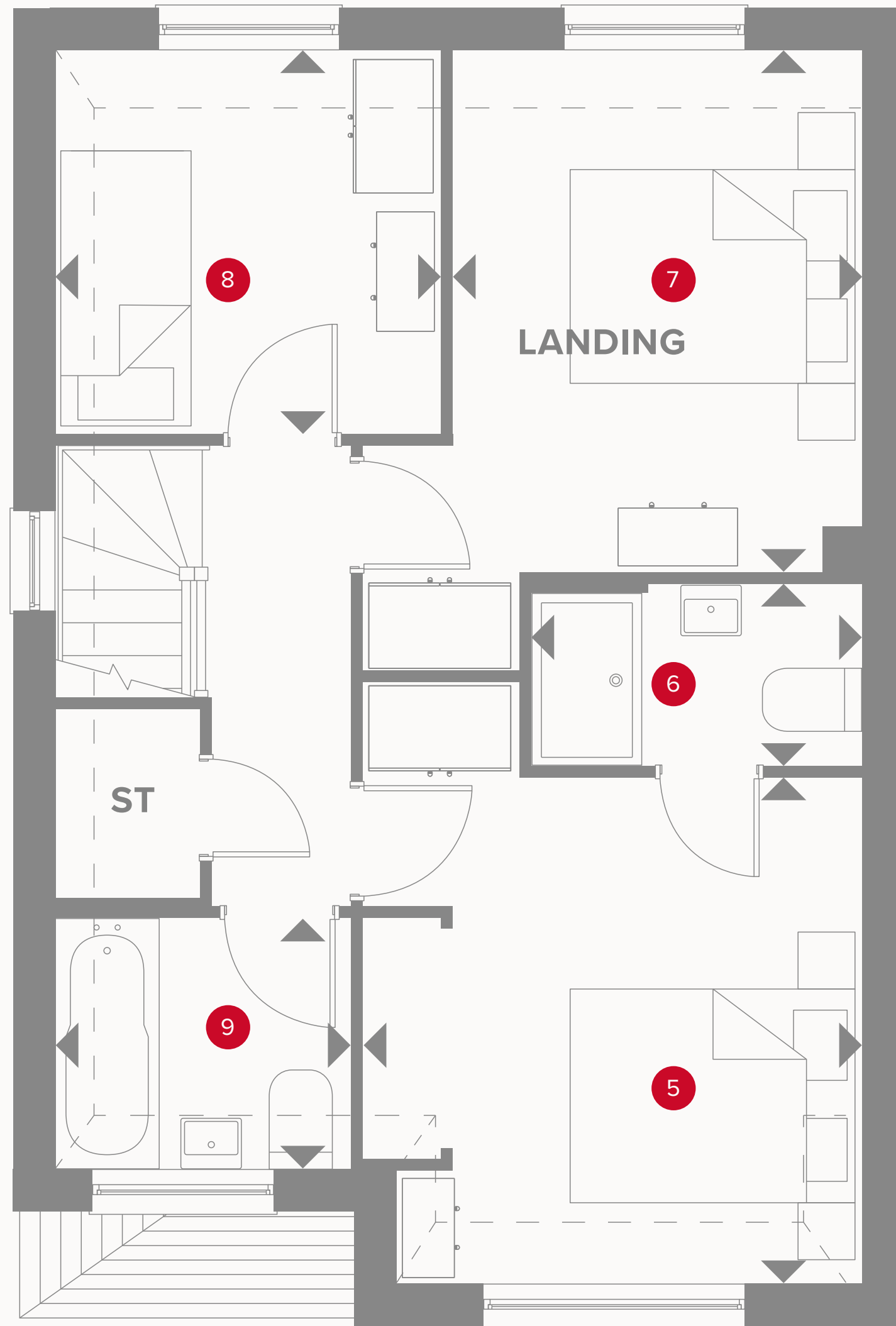


KEY

-  Hob
- OV** Oven
- FF** Fridge/freezer
- TD** Tumble dryer space


-  Dimensions start
- ST** Storage cupboard
- WM** Washing machine space
- DW** Dish washer space





THE LUDLOW FIRST FLOOR

5	Bedroom 1	11'5" x 11'3"	3.47 x 3.42 m
6	En-suite	7'5" x 4'2"	2.26 x 1.25 m
7	Bedroom 2	11'9" x 9'3"	3.58 x 2.81 m
8	Bedroom 3	8'8" x 8'7"	2.64 x 2.62 m
9	Bathroom	6'8" x 5'7"	2.02 x 1.71 m



KEY

- ◀ Dimensions start
- HW Hot water storage



Customers should note this illustration is an example of the Ludlow house type. All dimensions indicated are approximate and the furniture layout is for illustrative purposes only. Homes may be 'handed' (mirror image) versions of the illustrations, and may be detached, semi-detached or terraced. Materials used may differ from plot to plot including render and roof tile colours. Detailed plans and specifications are available for inspection for each plot at our Sales Centre during working hours and customers must check their individual specifications prior to making a reservation.



HERITAGE

- REDROW -

THE KENSINGTON MID

FOUR BEDROOM HOME

 **REDROW**



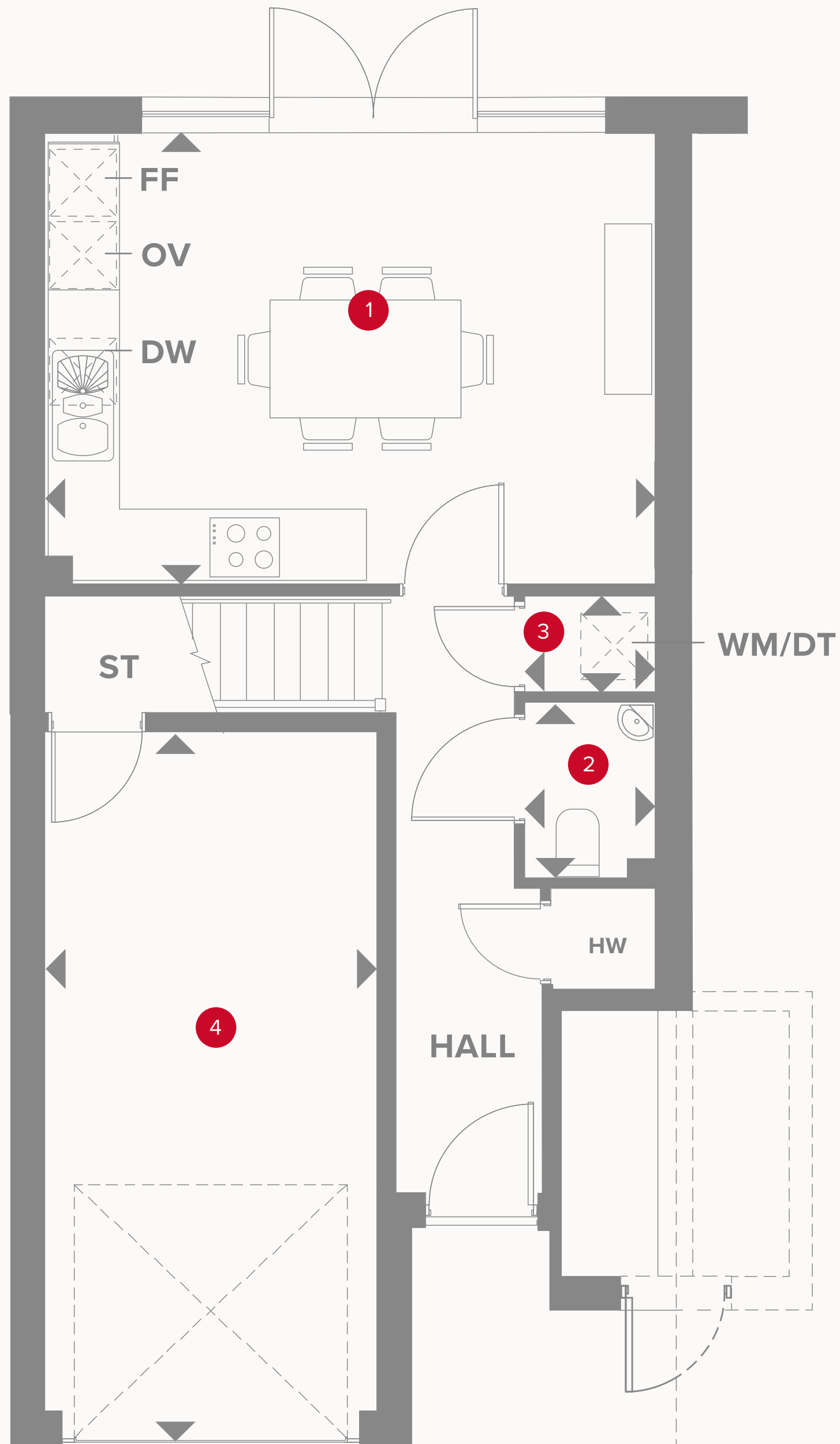
HERITAGE

- REDROW -

THE KENSINGTON MID

FOUR BEDROOM HOME

 **REDROW**





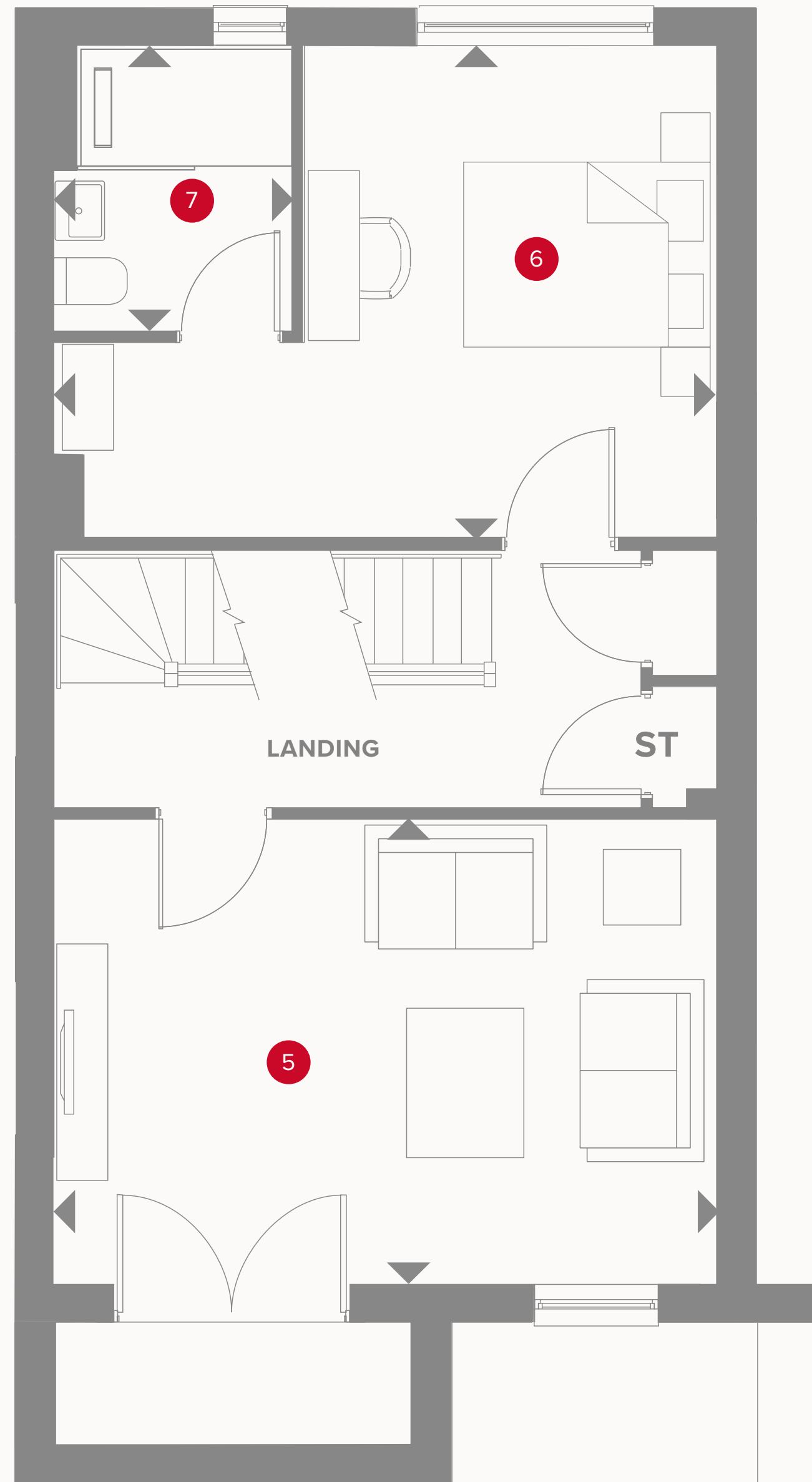
THE KENSINGTON MID GROUND FLOOR

1	Kitchen/Dining	16'7" x 12'3"	5.06 x 3.73 m
2	Cloaks	4'10" x 3'6"	1.47 x 1.06 m
3	Laundry	3'6" x 2'6"	1.07 x 0.77 m
4	Garage	19'4" x 9'1"	5.89 x 2.78 m



KEY

-  Hob
- OV** Oven
- FF** Fridge/freezer
- TD** Tumble dryer space
-  Dimensions start
- ST** Storage cupboard
- WM** Washing machine space
- DW** Dish washer space
- HW** Hot water storage



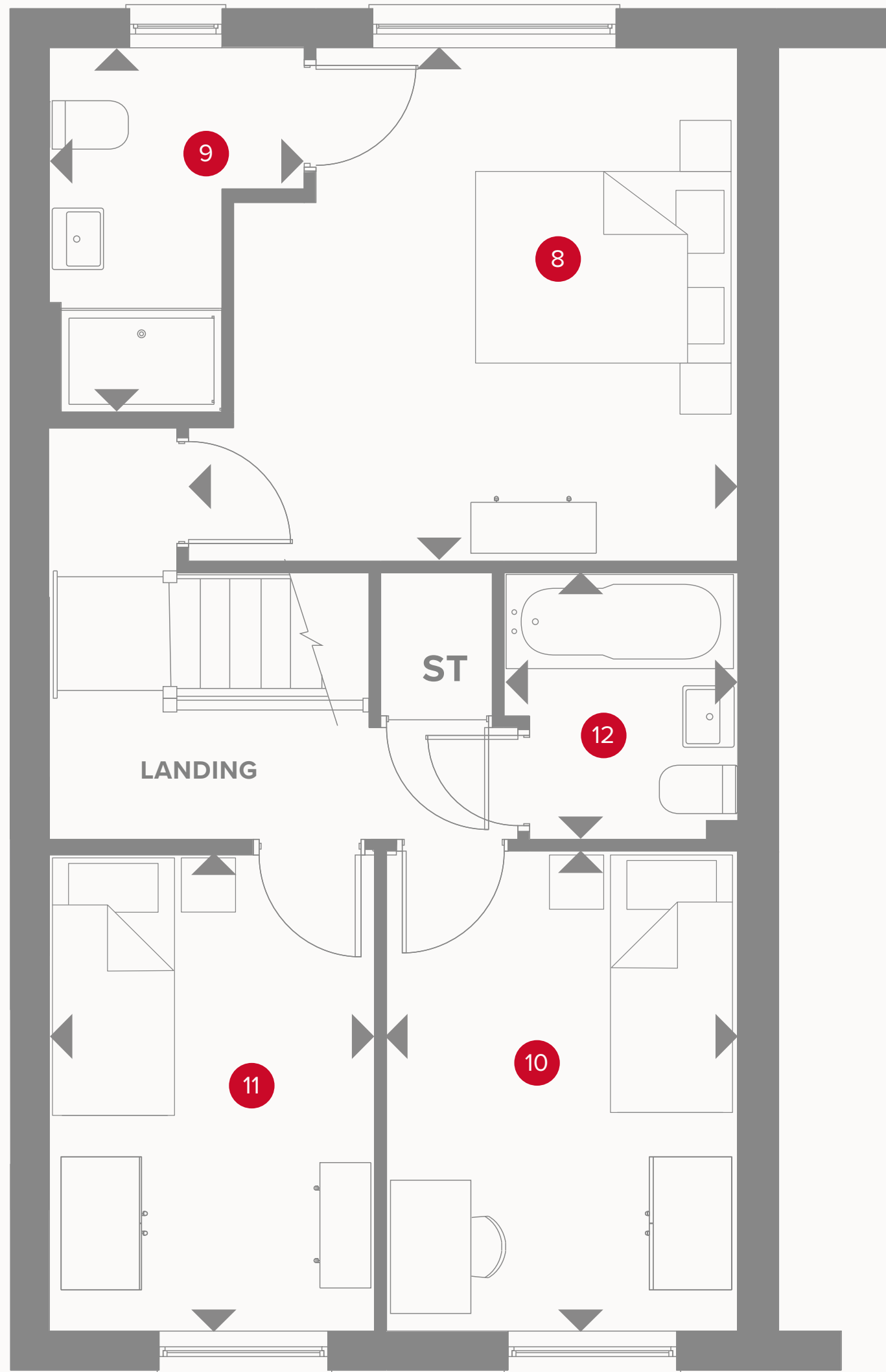
THE KENSINGTON MID FIRST FLOOR

5	Lounge	16'7" x 11'8"	5.06 x 3.56 m
6	Bedroom 1	16'7" x 12'3"	5.06 x 3.73 m
7	En-suite 1	8'9" x 6'2"	2.16 x 1.83 m




KEY

- ◀ Dimensions start
- ST Storage cupboard



THE KENSINGTON MID SECOND FLOOR

8	Bedroom 2	13'3" x 12'5"	4.04 x 3.79 m
9	En-suite 2	8'10" x 6'4"	2.69 x 1.92 m
10	Bedroom 3	11'7" x 8'10"	3.54 x 2.58 m
11	Bedroom 4	11'7" x 7'10"	3.52 x 2.40 m
12	Bathroom	6'6" x 5'7"	1.97 x 1.71 m



KEY

- ◀ Dimensions start
- ST Storage cupboard



Customers should note this illustration is an example of the Kensington Mid house type. All dimensions indicated are approximate and the furniture layout is for illustrative purposes only. Homes may be 'handed' (mirror image) versions of the illustrations, and may be detached, semi-detached or terraced. Materials used may differ from plot to plot including render and roof tile colours. Detailed plans and specifications are available for inspection for each plot at our Sales Centre during working hours and customers must check their individual specifications prior to making a reservation.



HERITAGE

- REDROW -

THE KENSINGTON

FOUR BEDROOM END-TERRACED HOME

 **REDROW**



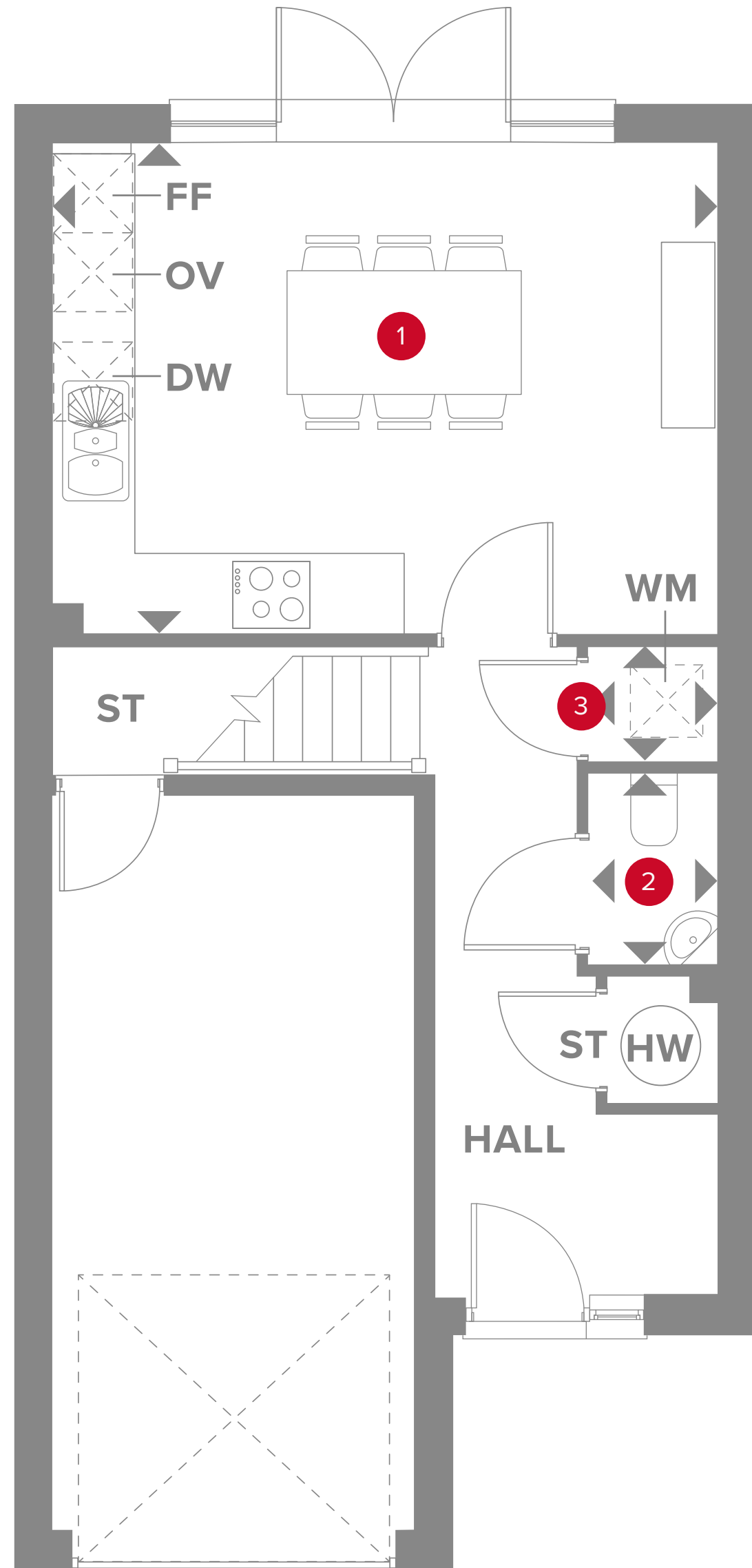
HERITAGE

- REDROW -

THE KENSINGTON

FOUR BEDROOM END-TERRACED HOME

 **REDROW**





THE KENSINGTON GROUND FLOOR

1 Kitchen/Dining	16'7" x 12'3"	5.11 x 3.77 m
2 Cloaks	4'9" x 3'2"	1.48 x 0.97 m
3 Laundry	3'2" x 3'0"	0.97 x 0.90 m



KEY

-  Hob
- OV** Oven
- FF** Fridge/freezer
-  Dimensions start

- ST** Storage cupboard
- WM** Washing machine space
- DW** Dish washer space
- HW** Hot water cylinder

THE KENSINGTON FIRST FLOOR

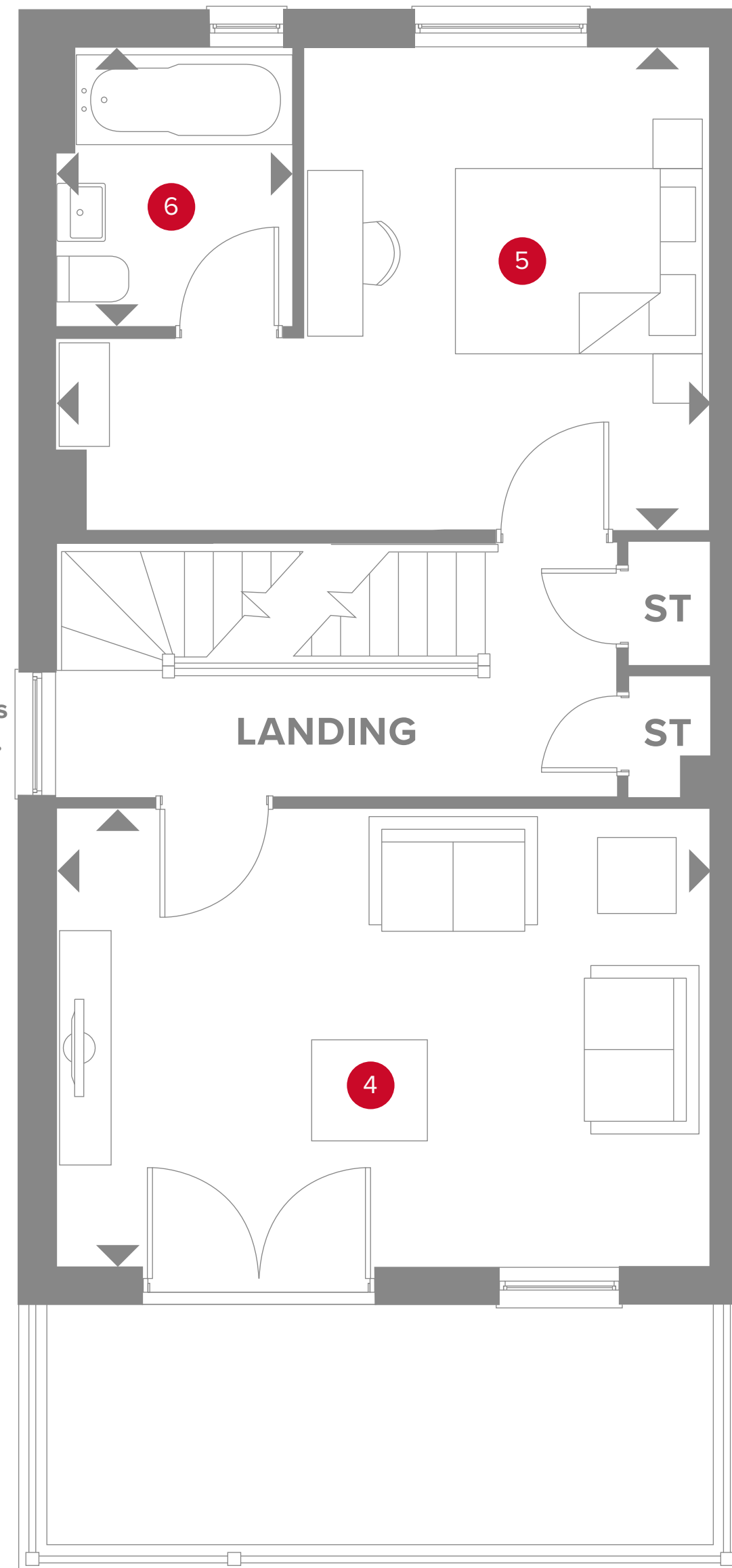
4	Lounge	16'8" x 11'8"	5.11 x 3.59 m
5	Bedroom 1	16'8" x 12'4"	5.11 x 3.77 m
6	Ensuite 1	7'3" x 6'1"	2.20 x 1.86 m



KEY

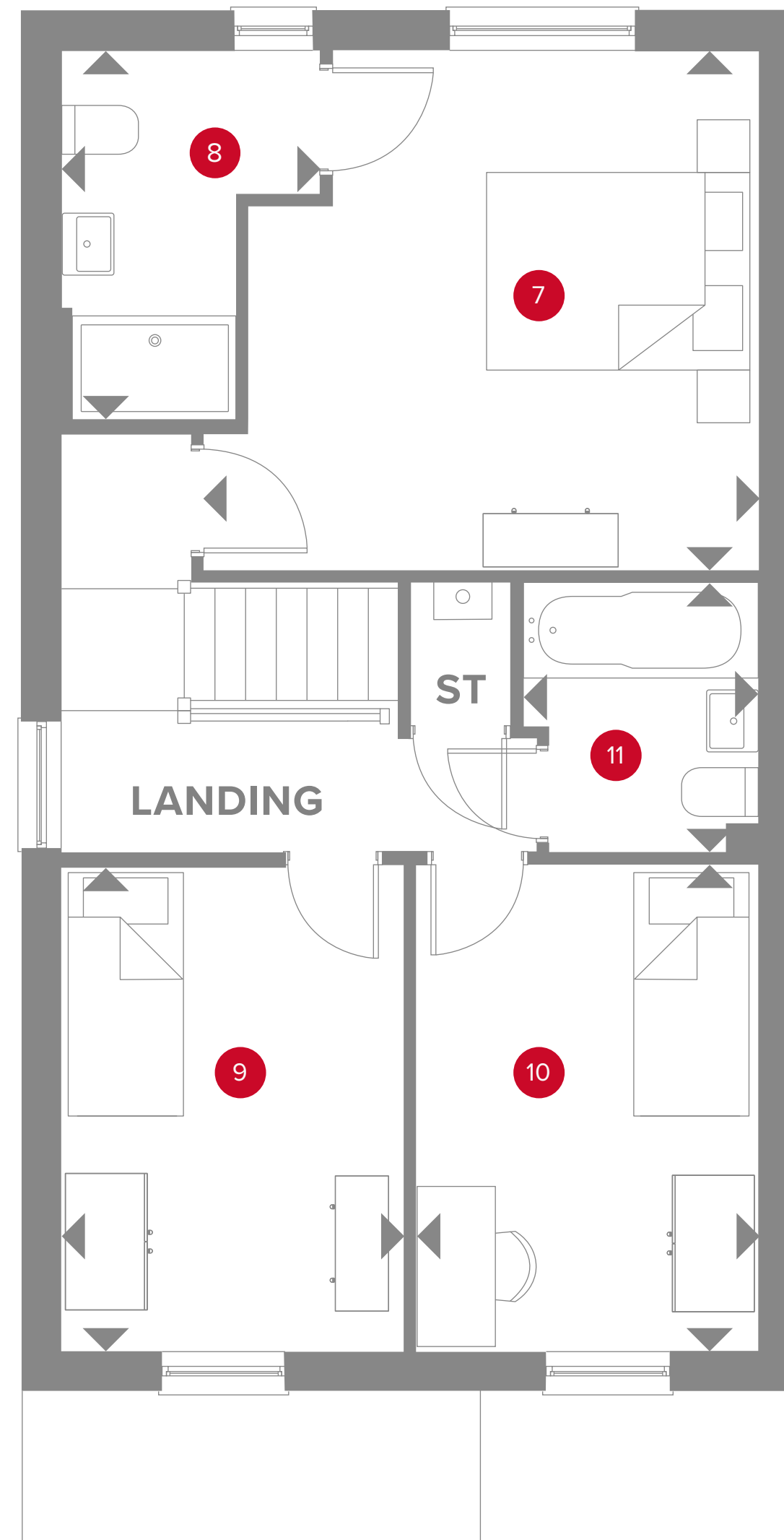
- ◀ Dimensions start
- ST Storage cupboard

Window to Plots
295 & 318 only.



THE KENSINGTON SECOND FLOOR

7	Bedroom 2	13'4" x 12'6"	4.08 x 3.82 m
8	Ensuite 2	8'9" x 6'2"	2.71 x 1.90 m
9	Bedroom 3	11'8" x 8'3"	3.58 x 2.52 m
10	Bedroom 4	11'8" x 8'3"	3.58 x 2.52 m
11	Bathroom	6'4" x 5'6"	1.96 x 1.72 m



KEY

- ◀ Dimensions start
- ST Storage cupboard



Customers should note this illustration is an example of the Kensington End house type. All dimensions indicated are approximate and the furniture layout is for illustrative purposes only. Homes may be 'handed' (mirror image) versions of the illustrations, and may be detached, semi-detached or terraced. Materials used may differ from plot to plot including render and roof tile colours. Detailed plans and specifications are available for inspection for each plot at our Customer Experience Suite or Sales Centre during working hours and customers must check their individual specifications prior to making a reservation. Please note that the specification show in this plan may include optional upgrades from standard specification. Please speak with your Sales Consultant or visit MyRedrow for more information.



HERITAGE

- REDROW -

THE CAMBRIDGE

FOUR BEDROOM HOME





HERITAGE

- REDROW -

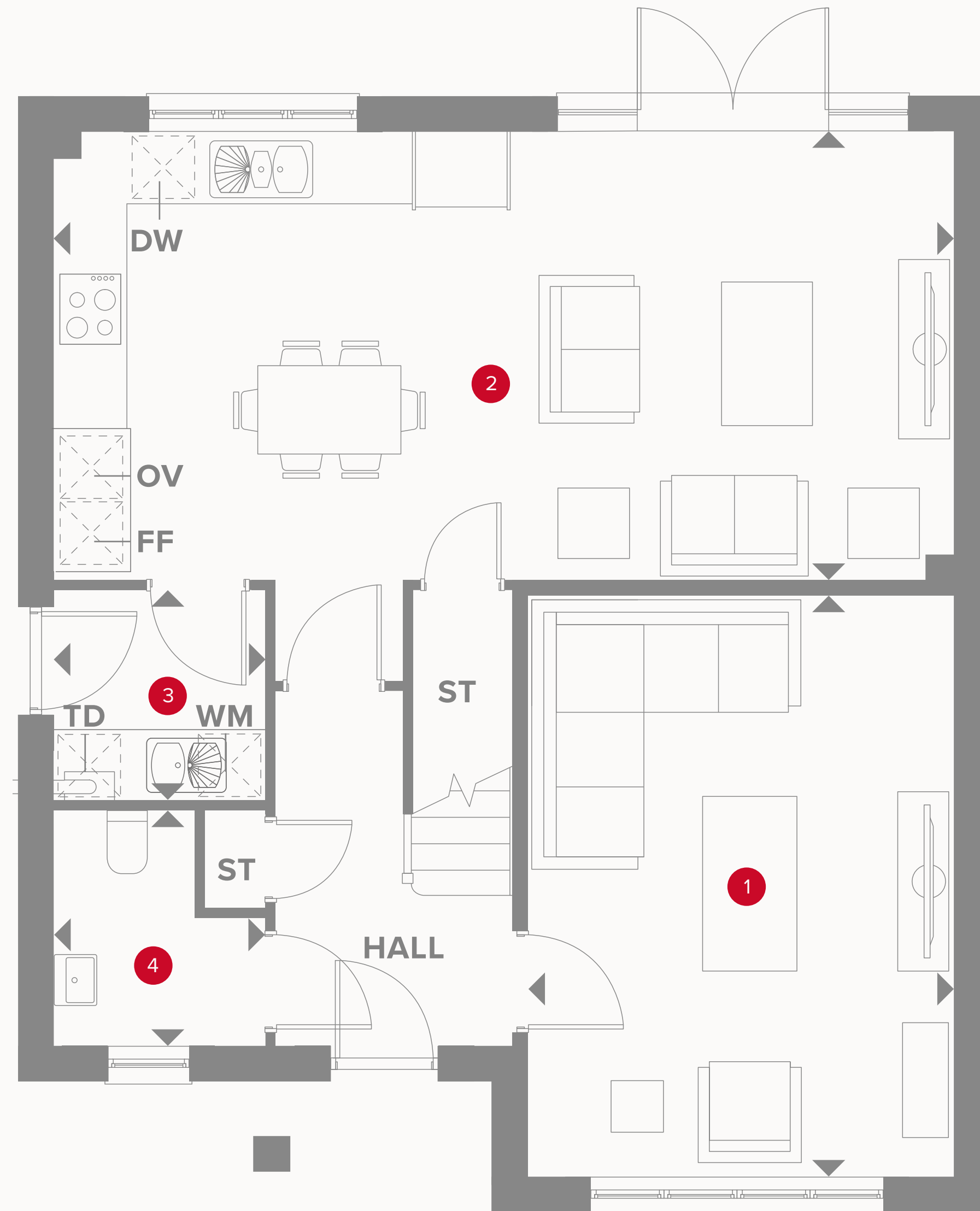
THE CAMBRIDGE

FOUR BEDROOM HOME





THE CAMBRIDGE GROUND FLOOR

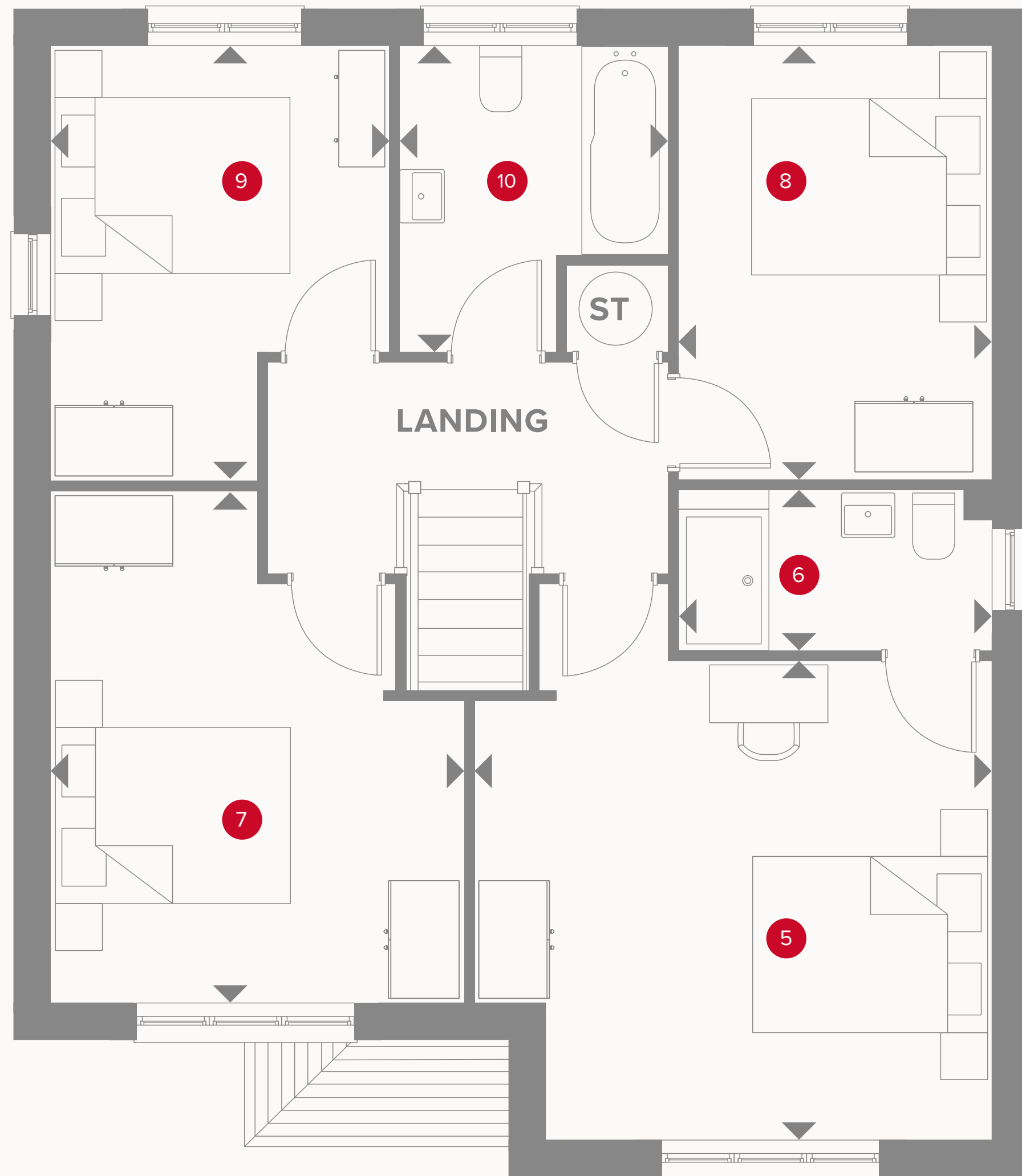
1	Lounge	16'3" x 111'11"	4.95 x 3.63 m
2	Kitchen/Dining/Family	25'2" x 12'6"	7.68 x 3.82 m
3	Utility	5'11" x 5'11"	1.81 x 1.81 m
4	Cloaks	6'6" x 5'11"	1.99 x 1.81 m



KEY

-  Hob
- OV** Oven
- FF** Fridge/freezer
- TD** Tumble dryer space

-  Dimensions start
- ST** Storage cupboard
- WM** Washing machine space
- DW** Dish washer space



THE CAMBRIDGE FIRST FLOOR

5	Bedroom 1	13'10" x 12'9"	4.22 x 3.89 m
6	En-suite	8'5" x 4'3"	2.56 x 1.30 m
7	Bedroom 2	13'6" x 11'1"	4.17 x 3.37 m
8	Bedroom 3	11'7" x 8'5"	3.52 x 2.56 m
9	Bedroom 4	11'6" x 9'1"	3.53 x 2.76 m
10	Bathroom	8'2" x 7'1"	2.49 x 2.19 m



KEY

- ◀ Dimensions start
- HW Hot water storage



Customers should note this illustration is an example of the Cambridge house type. All dimensions indicated are approximate and the furniture layout is for illustrative purposes only. Homes may be 'handed' (mirror image) versions of the illustrations, and may be detached, semi-detached or terraced. Materials used may differ from plot to plot including render and roof tile colours. Detailed plans and specifications are available for inspection for each plot at our Sales Centre during working hours and customers must check their individual specifications prior to making a reservation. All wardrobes are subject to site specification. Please see Sales Consultant for further details.



HERITAGE

- REDROW -

THE STRATFORD

FOUR BEDROOM HOME

 **REDROW**



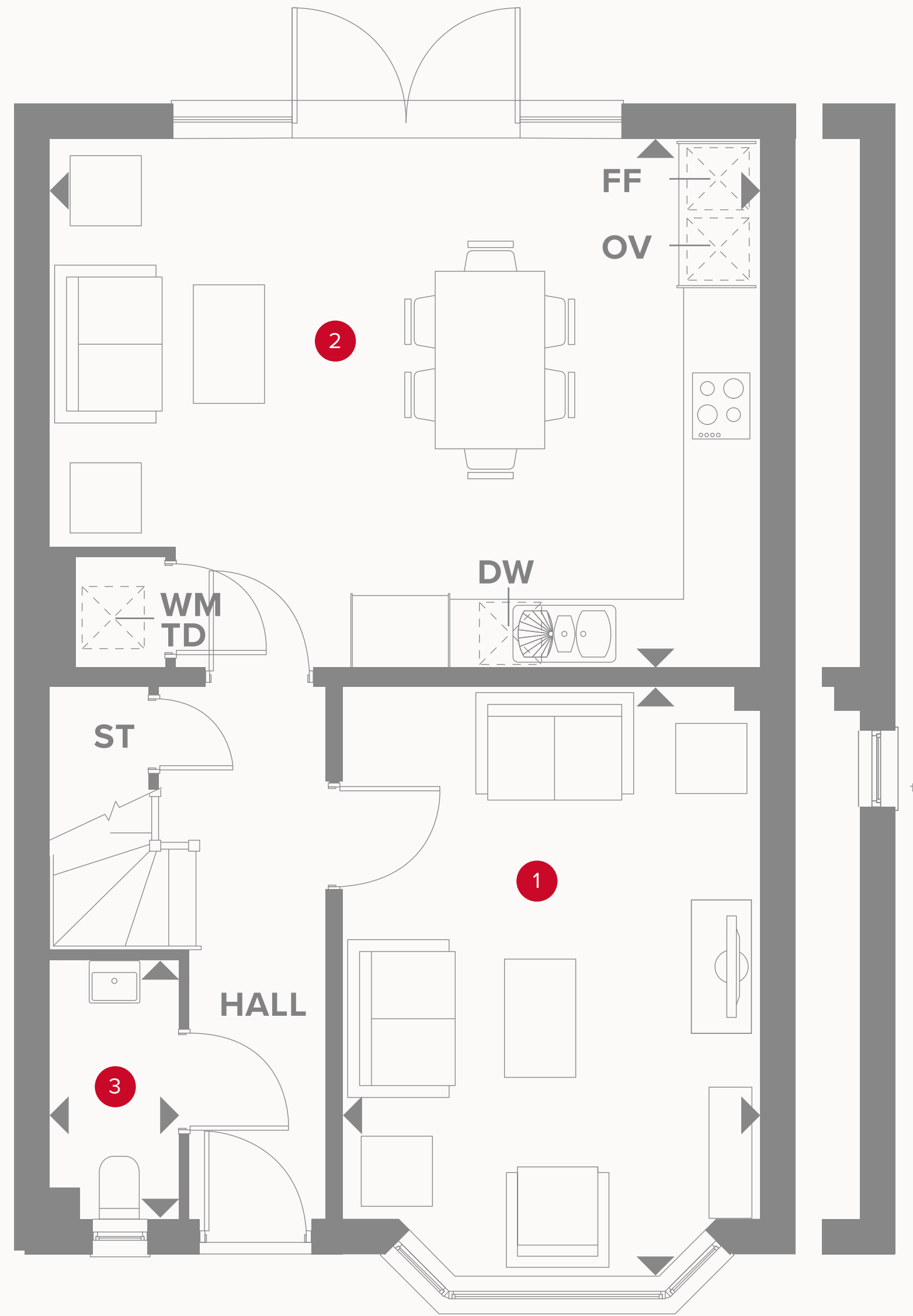
HERITAGE

- REDROW -

THE STRATFORD

FOUR BEDROOM HOME

 **REDROW**




*Alternative elevation for specific plots.


THE STRATFORD GROUND FLOOR

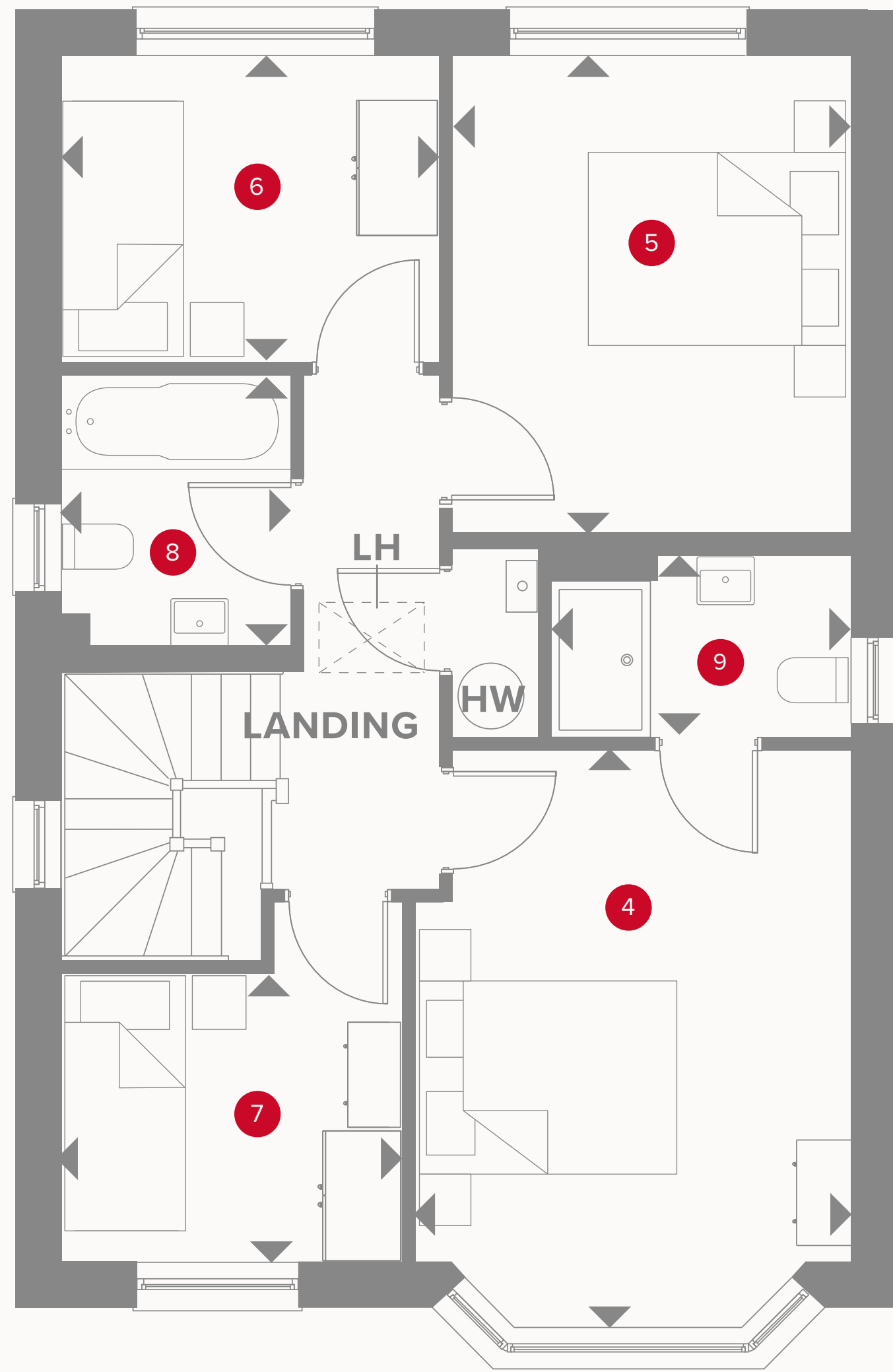
1	Lounge	16'4" x 11'6"	4.97 x 3.51 m
2	Family/ Kitchen/ Dining	19'8" x 14'9"	5.99 x 4.49 m
3	Cloaks	7'3" x 3'6"	2.20 x 1.07 m



KEY


-  Hob
- OV** Oven
- FF** Fridge/freezer
- TD** Tumble dryer space

-  Dimensions start
- ST** Storage cupboard
- WM** Washing machine space
- DW** Dish washer space



THE STRATFORD FIRST FLOOR

4	Bedroom 1	14'4" x 10'10"	4.36 x 3.31 m
5	Bedroom 2	11'11" x 9'11"	3.62 x 3.03 m
6	Bedroom 3	9'5" x 7'8"	2.88 x 2.34 m
7	Bedroom 4	8'6" x 7'3"	2.60 x 2.20 m
8	Bathroom	6'9" x 5'9"	2.05 x 1.76 m
9	En-suite	7'6" x 4'7"	2.28 x 1.39 m



KEY

- ◀ Dimensions start
- HW Hot water storage
- LH Loft hatch



Customers should note this illustration is an example of the Stratford house type. All dimensions indicated are approximate and the furniture layout is for illustrative purposes only. Homes may be 'handed' (mirror image) versions of the illustrations, and may be detached, semi-detached or terraced. Materials used may differ from plot to plot including render and roof tile colours. Detailed plans and specifications are available for inspection for each plot at our Sales Centre during working hours and customers must check their individual specifications prior to making a reservation. All wardrobes are subject to site specification. Please see Sales Consultant for further details.



HERITAGE

- REDROW -

THE PORTMAN

FOUR BEDROOM END-TERRACED HOME

 **REDROW**



HERITAGE

- REDROW -

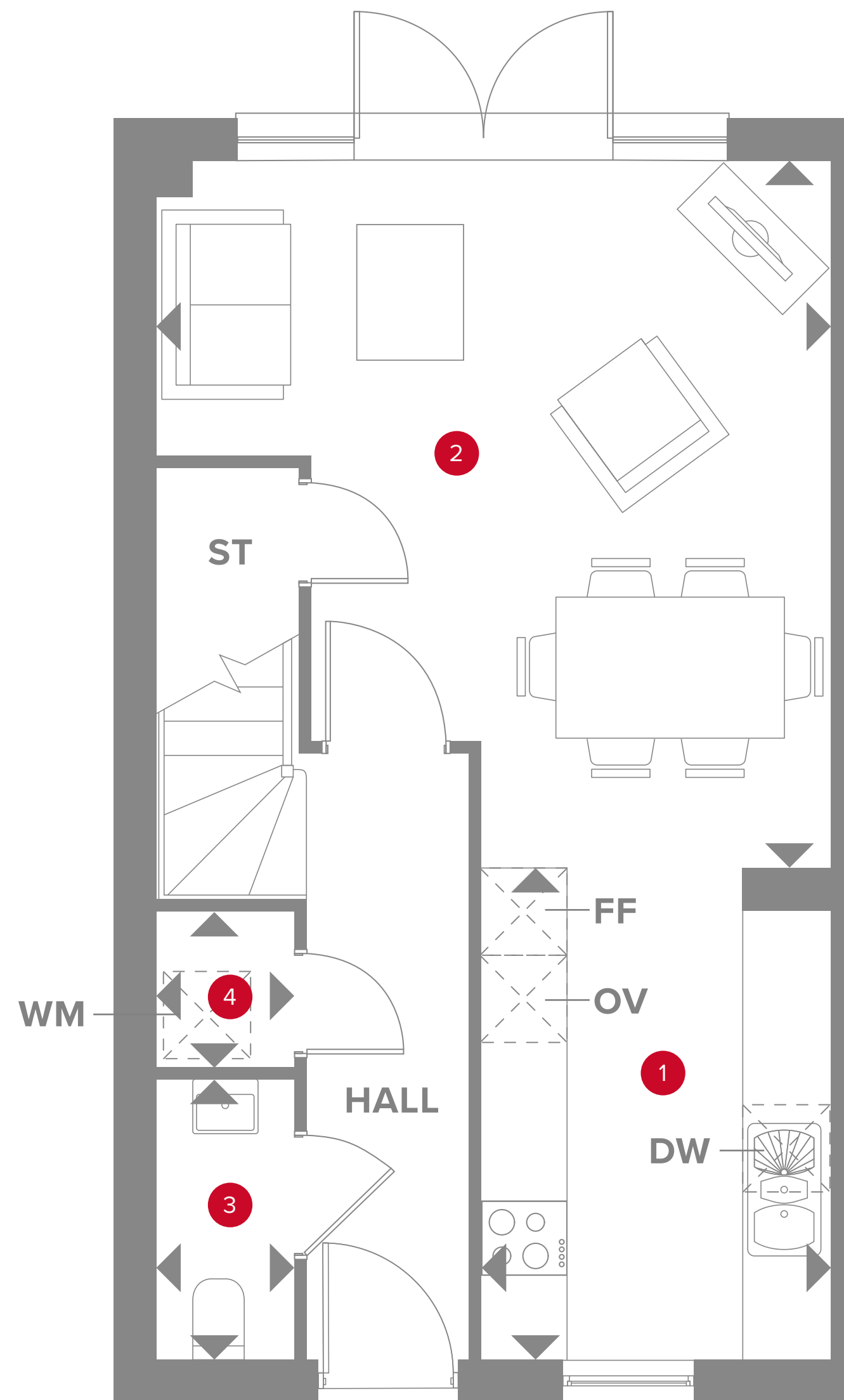
THE PORTMAN

FOUR BEDROOM END-TERRACED HOME



 **REDROW**

THE PORTMAN GROUND FLOOR

1	Kitchen	11'2" x 8'0"	3.41 x 2.45 m
2	Lounge/Dining	16'1" x 15'4"	4.90 x 4.70 m
3	Cloaks	6'4" x 3'2"	1.96 x 0.98 m
4	Laundry	3'6" x 3'2"	1.10 x 0.98 m



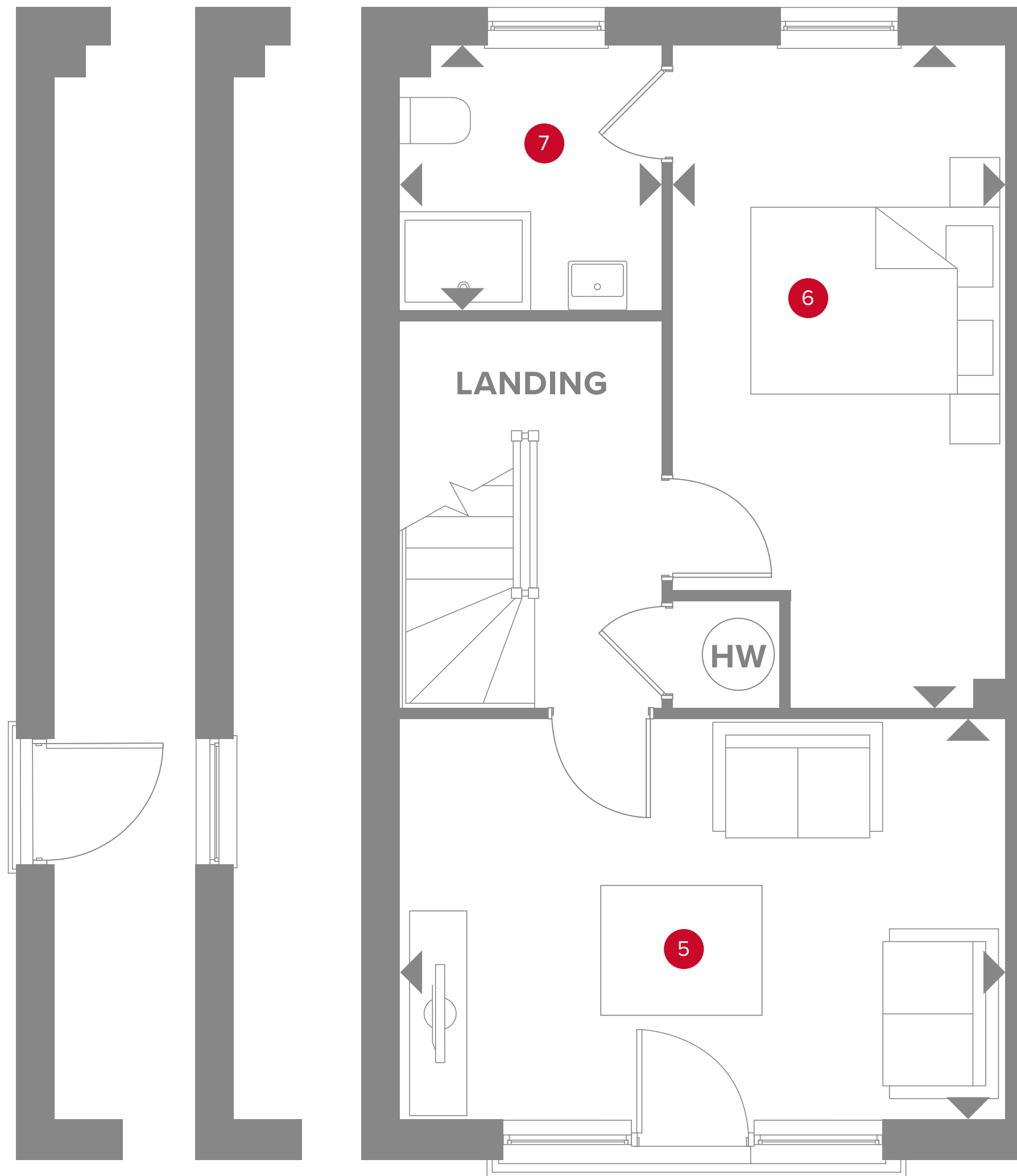
KEY

-  Hob
- OV** Oven
- FF** Fridge/freezer
-  Dimensions start

- ST** Storage cupboard
- WM** Washing machine space
- DW** Dish washer space

Door to
Plot 303 only.

Window to
Plot 307 only.



THE PORTMAN FIRST FLOOR

5	Lounge	15'4" x 10'2"	4.70 x 3.13 m
6	Bedroom 1	13'8" x 8'6"	4.23 x 2.58 m
7	En-suite 1	6'7" x 6'8"	2.05 x 2.06 m

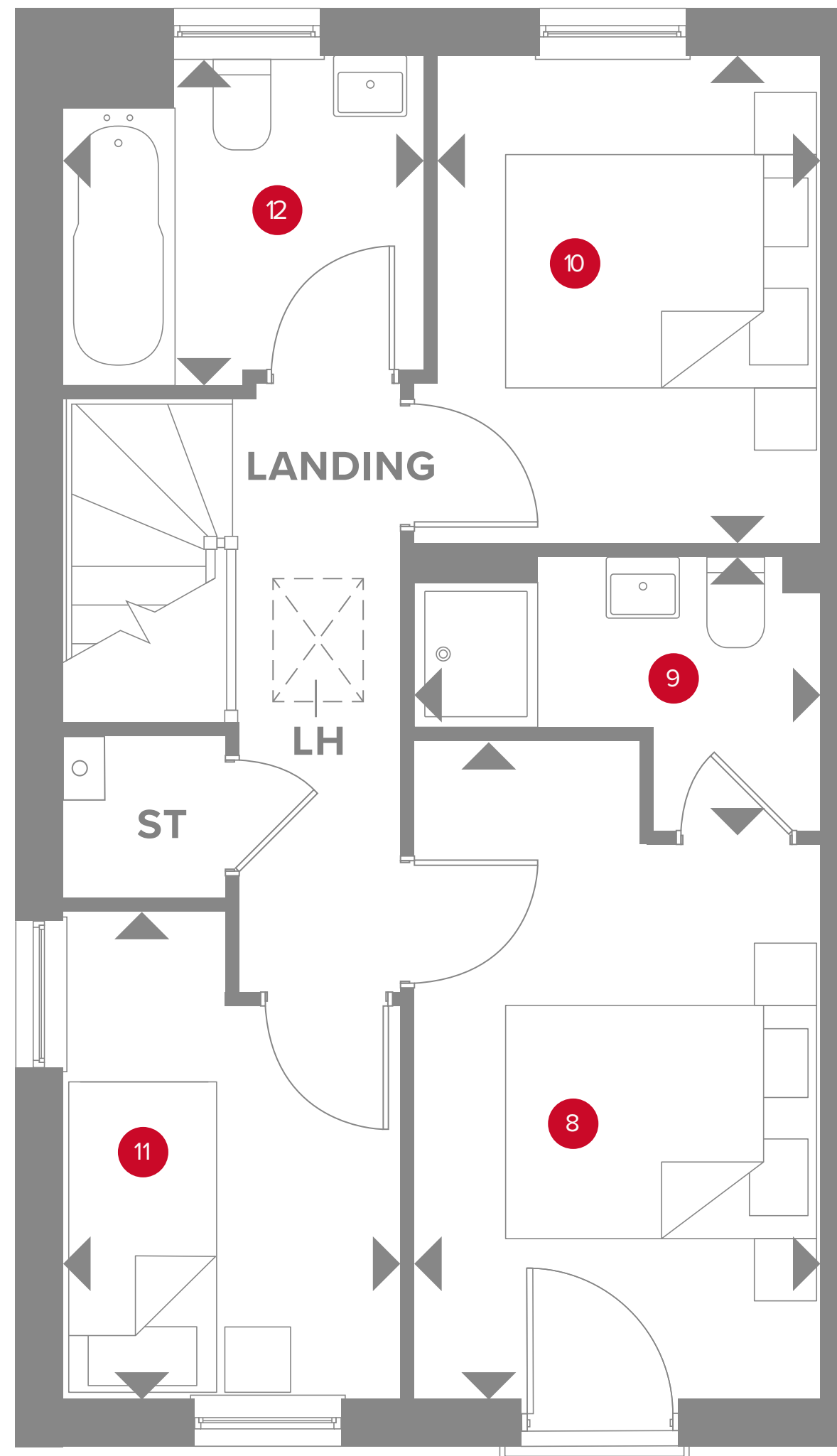


KEY


- ◀ Dimensions start
- ST Storage cupboard
- HW Hot water cylinder

THE PORTMAN SECOND FLOOR

8	Bedroom 2	11'3" x 8'3"	3.45 x 2.53 m
9	Ensuite 2	8'3" x 5'6"	2.53 x 1.72 m
10	Bedroom 3	9'9" x 7'8"	3.04 x 2.38 m
11	Bedroom 4/Study	9'9" x 6'8"	3.03 x 2.10 m
12	Bathroom	7'3" x 6'7"	2.25 x 2.06 m



Window to
Plot 303 & 307 only.



KEY

- ◀ Dimensions start
- ST Storage cupboard
- LH Loft hatch



Customers should note this illustration is an example of the Portman End house type. All dimensions indicated are approximate and the furniture layout is for illustrative purposes only. Homes may be 'handed' (mirror image) versions of the illustrations, and may be detached, semi-detached or terraced. Materials used may differ from plot to plot including render and roof tile colours. Detailed plans and specifications are available for inspection for each plot at our Customer Experience Suite or Sales Centre during working hours and customers must check their individual specifications prior to making a reservation. Please note that the specification shown in this plan may include optional upgrades from standard specification. Please speak with your Sales Consultant or visit MyRedrow for more information.



HERITAGE

- REDROW -

THE PORTMAN

THREE BEDROOM END-TERRACED HOME

 **REDROW**



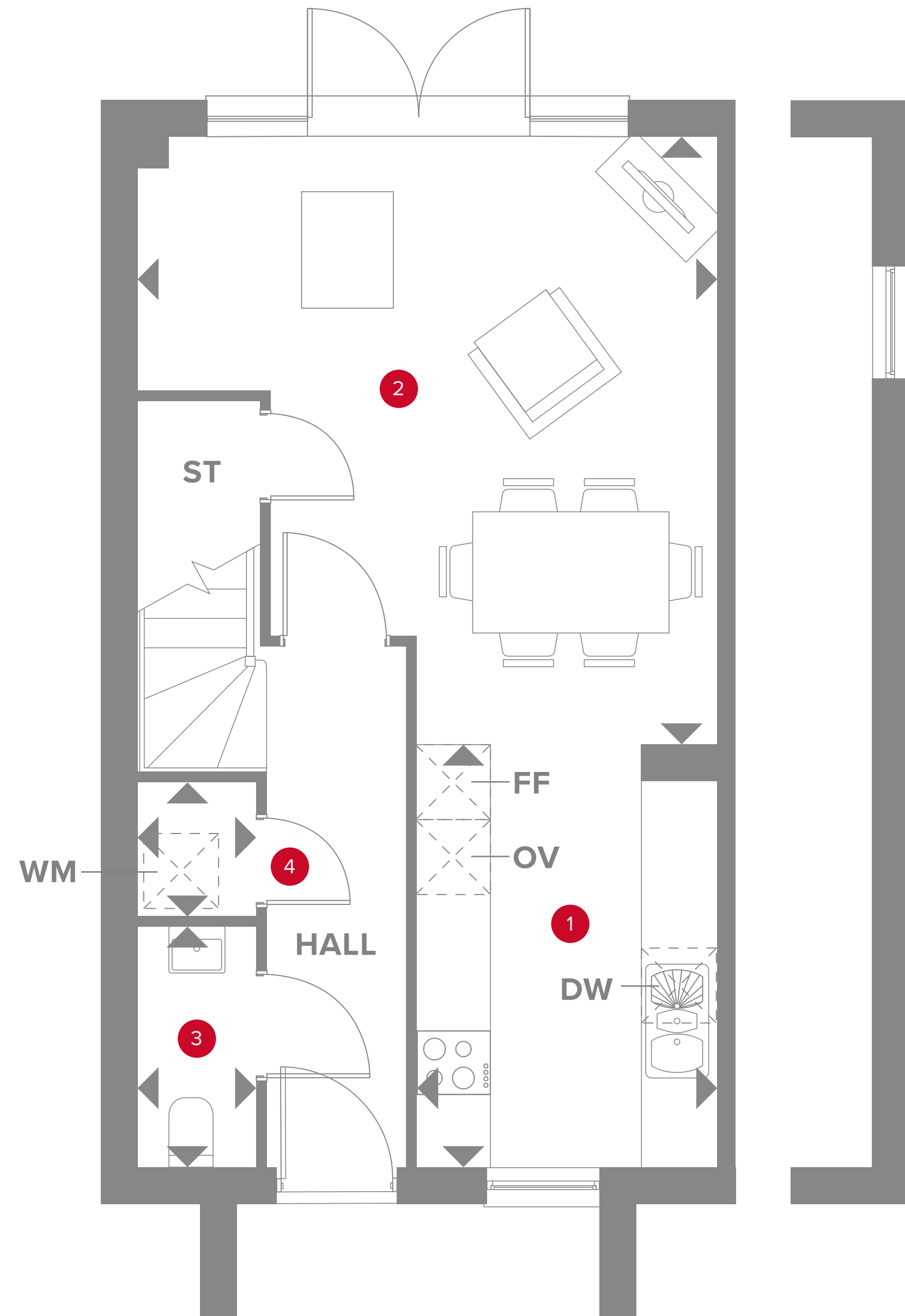
HERITAGE

- REDROW -

THE PORTMAN

THREE BEDROOM END-TERRACED HOME

 **REDROW**










THE PORTMAN GROUND FLOOR

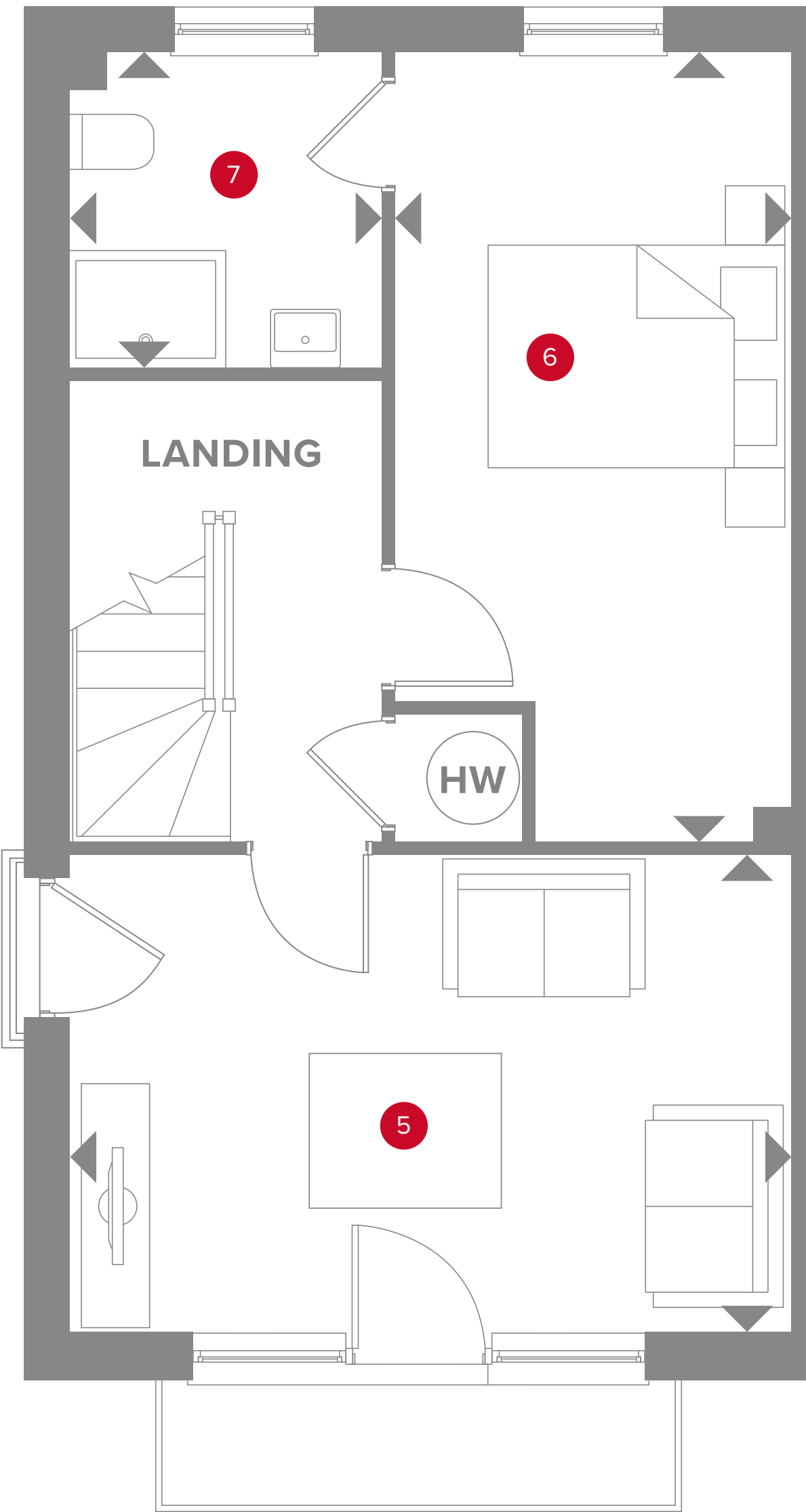
1	Kitchen	11'2" x 8'0"	3.41 x 2.45 m
2	Lounge/Dining	16'1" x 15'4"	4.90 x 4.70 m
3	Cloaks	6'4" x 3'2"	1.96 x 0.98 m
4	Laundry	3'6" x 3'2"	1.10 x 0.98 m



KEY

-  Hob
-  Oven
-  Fridge/freezer
-  Dimensions start

-  Storage cupboard
-  Washing machine space
-  Dish washer space



THE PORTMAN FIRST FLOOR

5	Lounge	15'4" x 10'2"	4.70 x 3.13 m
6	Bedroom 1	13'8" x 8'6"	4.23 x 2.58 m
7	En-suite 1	6'7" x 6'8"	2.05 x 2.06 m


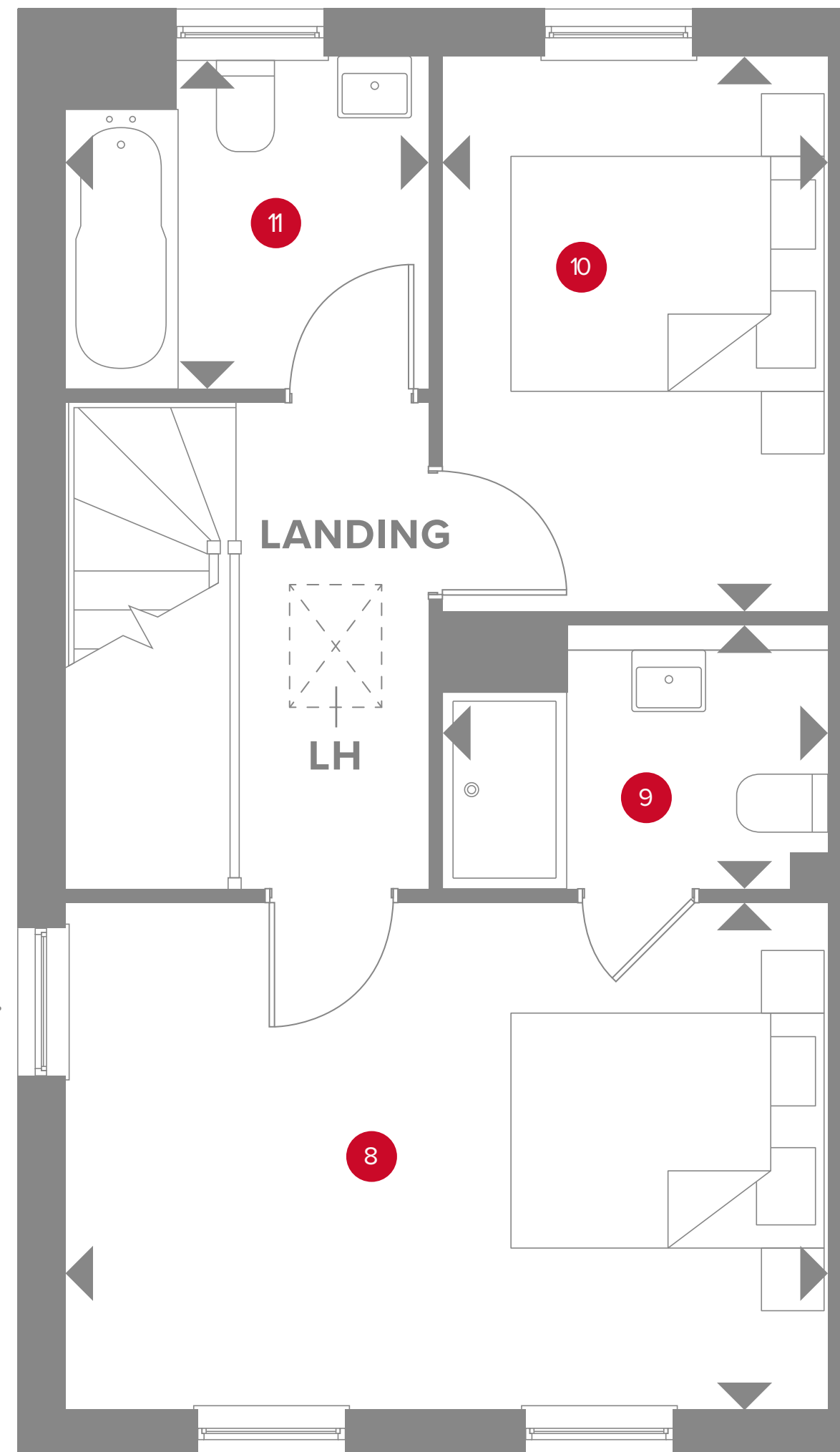


KEY

- ◀ Dimensions start
- HW** Hot water cylinder

THE PORTMAN SECOND FLOOR

8	Bedroom 2	15'4" x 10'2"	4.70 x 3.13 m
9	En-suite 2	7'8" x 5'4"	2.38 x 1.65 m
10	Bedroom 3	11'2" x 7'8"	3.43 x 2.38 m
11	Bathroom	7'3" x 6'7"	2.25 x 2.06 m



KEY

- ◀ Dimensions start
- LH Loft hatch



Customers should note this illustration is an example of the Portman End house type. All dimensions indicated are approximate and the furniture layout is for illustrative purposes only. Homes may be 'handed' (mirror image) versions of the illustrations, and may be detached, semi-detached or terraced. Materials used may differ from plot to plot including render and roof tile colours. Detailed plans and specifications are available for inspection for each plot at our Customer Experience Suite or Sales Centre during working hours and customers must check their individual specifications prior to making a reservation. Please note that the specification show in this plan may include optional upgrades from standard specification. Please speak with your Sales Consultant or visit MyRedrow for more information.



HERITAGE

- REDROW -

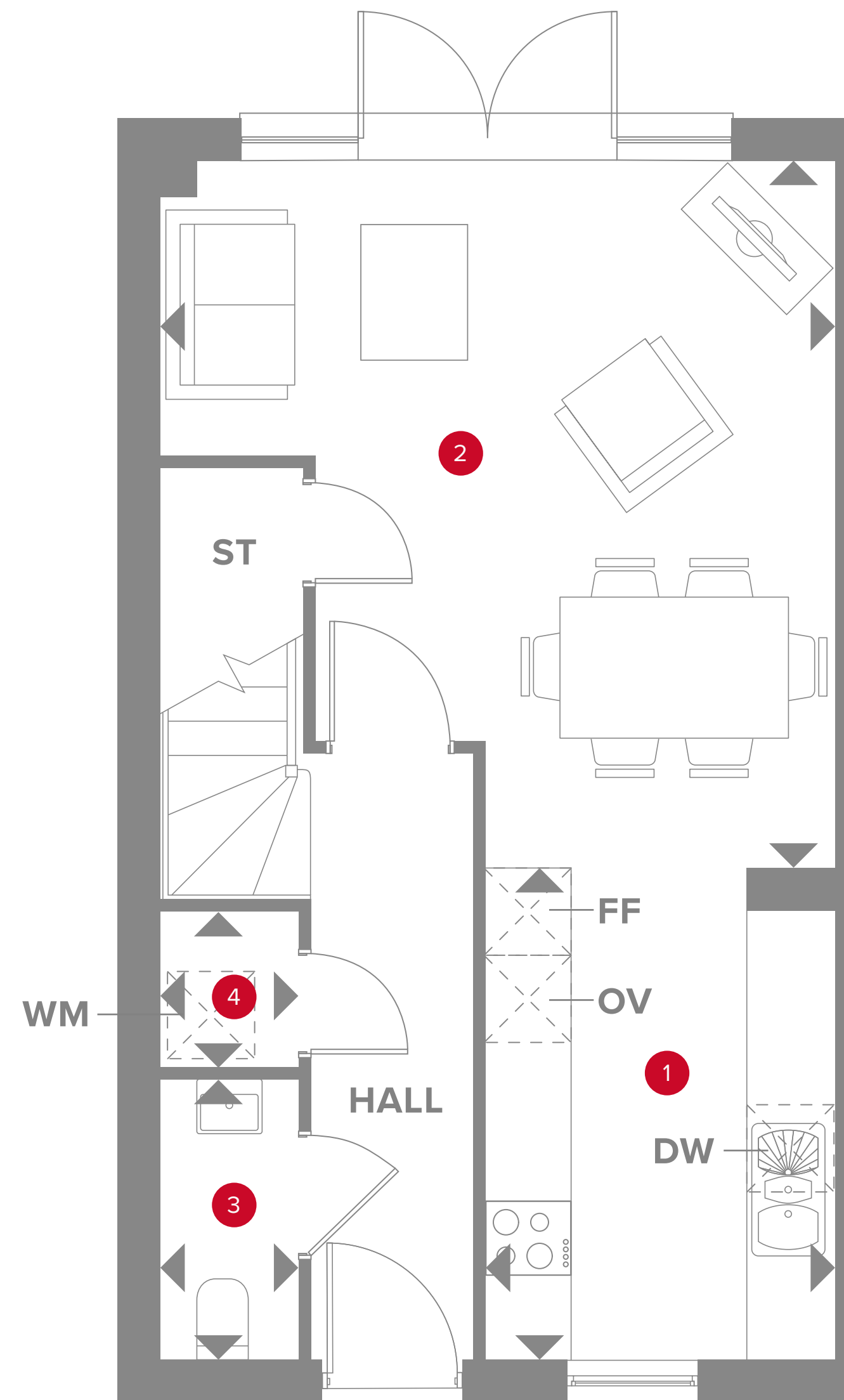
THE PORTMAN SEMI

FOUR BEDROOM END-TERRACED HOME

 **REDROW**

THE PORTMAN SEMI GROUND FLOOR

1	Kitchen	11'2" x 8'0"	3.41 x 2.45 m
2	Lounge/Dining	15'11" x 15'3"	4.84 x 4.65 m
3	Cloaks	6'4" x 3'1"	1.93 x 0.94 m
4	Laundry	3'3" x 3'1"	1.00 x 0.94 m



KEY

- Hob
- Oven
- Fridge/freezer
- Dimensions start

- Storage cupboard
- Washing machine space
- Dish washer space

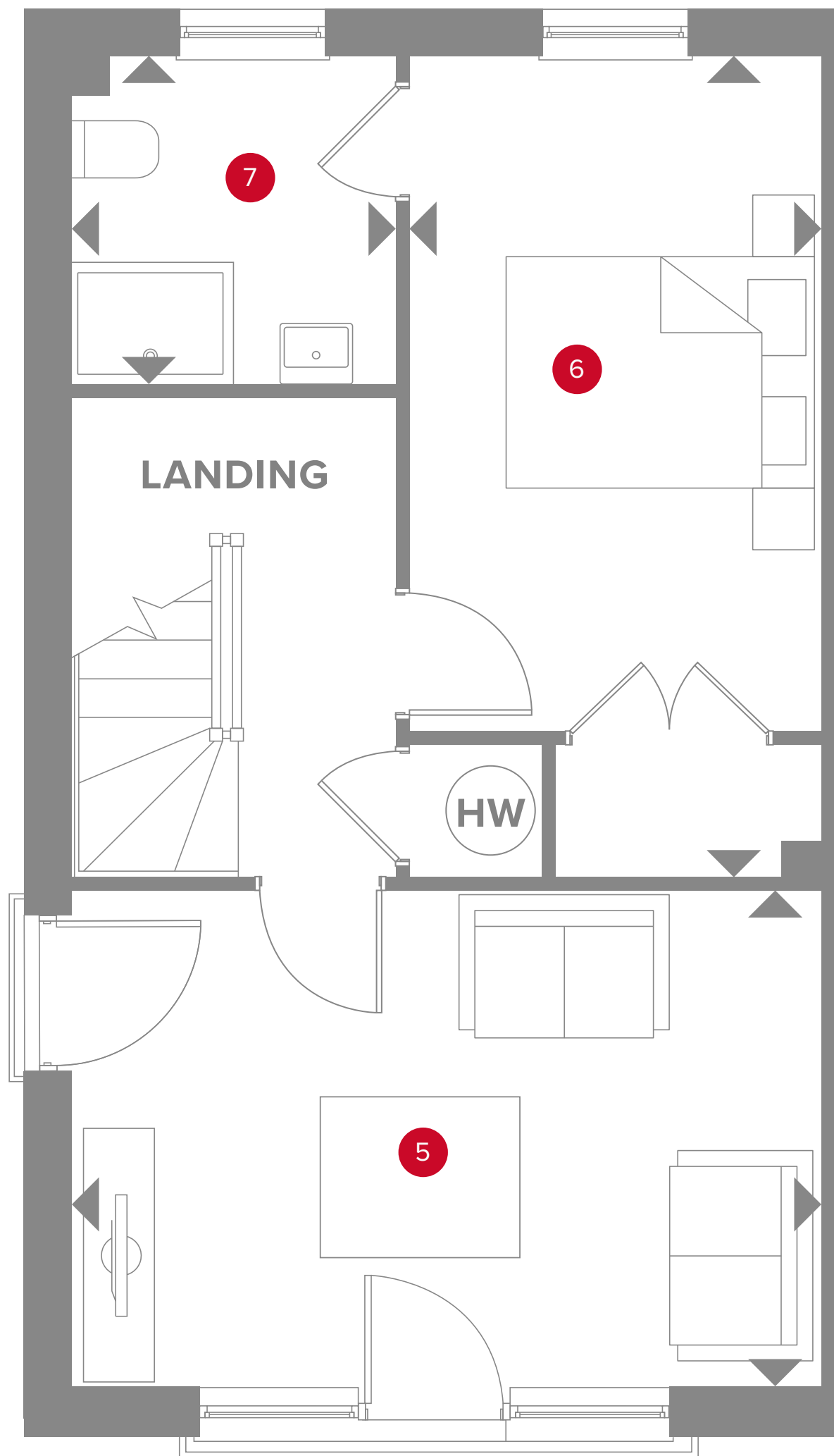
THE PORTMAN SEMI FIRST FLOOR

5	Lounge	15'3" x 9'11"	4.65 x 3.02 m
6	Bedroom 1	13'10" x 8'4"	4.22 x 2.55 m
7	En-suite 1	6'7" x 6'4"	2.01 x 1.93 m



KEY

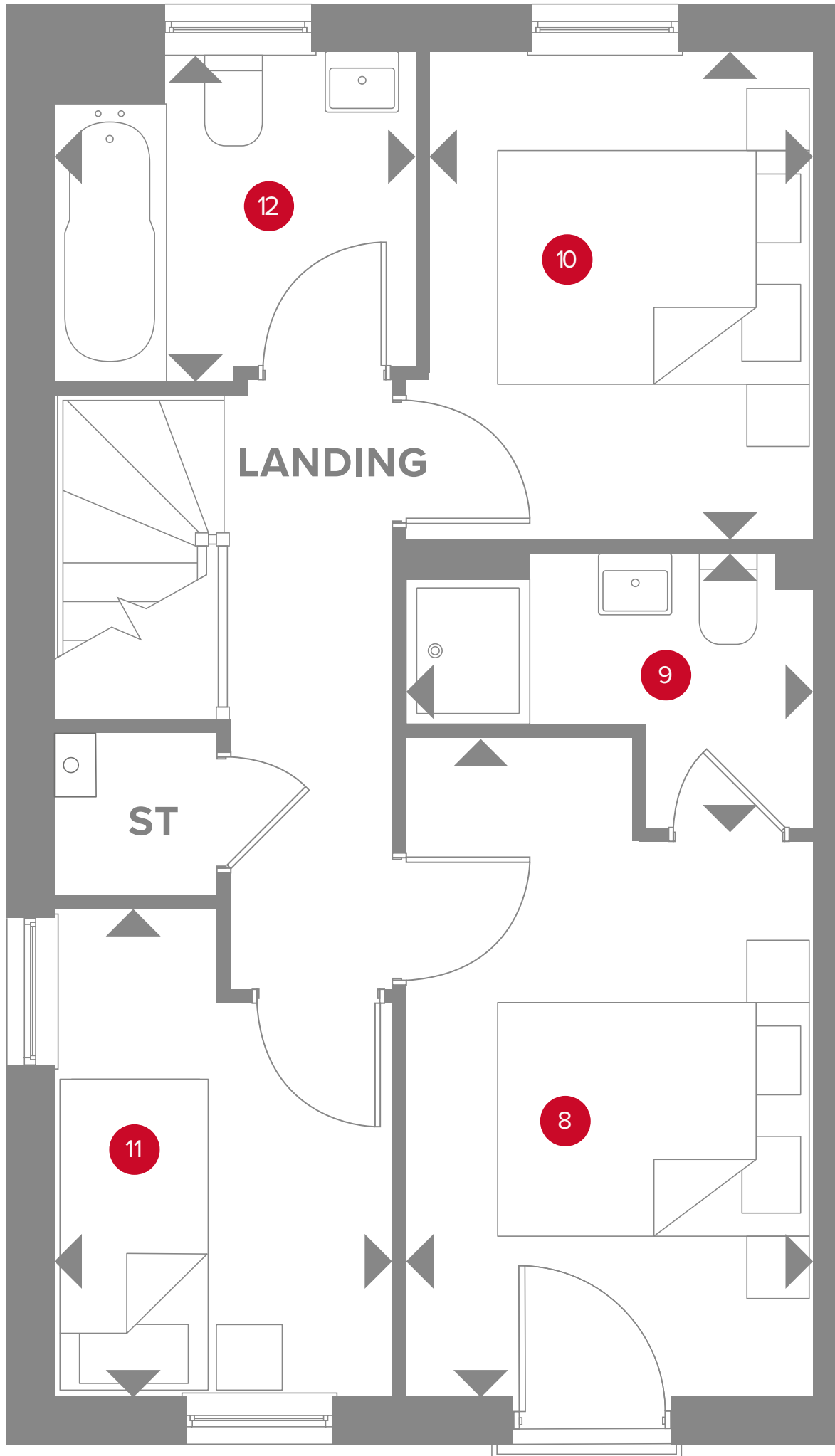
- ◀ Dimensions start
- ST Storage cupboard
- HW Hot water cylinder



Plots 290 and 294 with additional windows only.

THE PORTMAN SEMI SECOND FLOOR

8	Bedroom 2	13'1" x 8'2"	3.99 x 2.50 m
9	Ensuite 2	8'2" x 5'7"	2.50 x 1.70 m
10	Bedroom 3	9'10" x 7'9"	3.00 x 2.35 m
11	Bedroom 4/Study	9'11" x 6'9"	3.02 x 2.06 m
12	Bathroom	7'3" x 6'8"	2.21 x 2.03 m



Plots 290 and 294 with additional windows only.



KEY
 ◀ Dimensions start
ST Storage cupboard



Customers should note this illustration is an example of the Portman Semi house type. All dimensions indicated are approximate and the furniture layout is for illustrative purposes only. Homes may be 'handed' (mirror image) versions of the illustrations, and may be detached, semi-detached or terraced. Materials used may differ from plot to plot including render and roof tile colours. Detailed plans and specifications are available for inspection for each plot at our Customer Experience Suite or Sales Centre during working hours and customers must check their individual specifications prior to making a reservation. Please note that the specification show in this plan may include optional upgrades from standard specification. Please speak with your Sales Consultant or visit MyRedrow for more information.

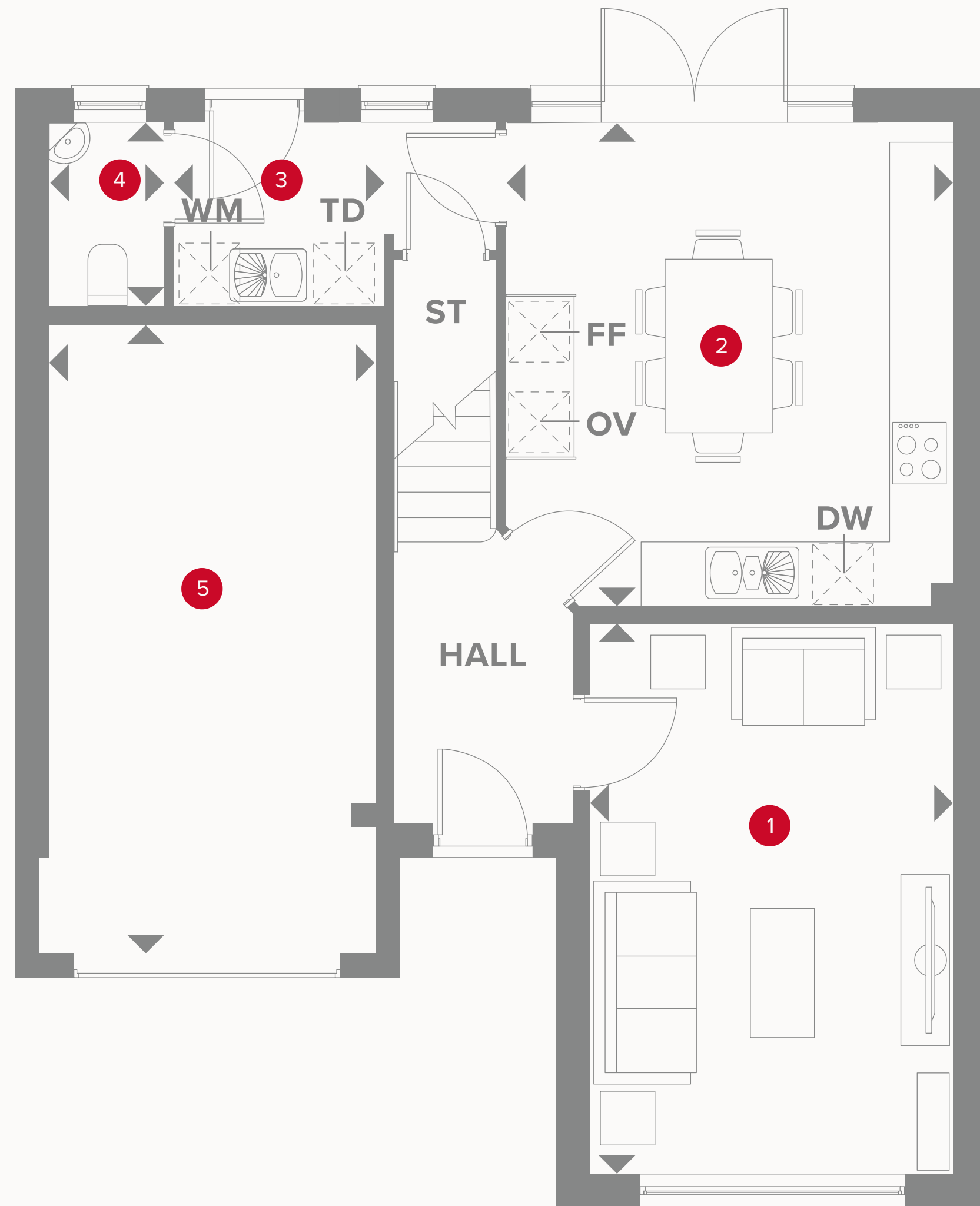


HERITAGE
- REDROW -

THE MARLOW

FOUR BEDROOM HOME

 **REDROW**



THE MARLOW GROUND FLOOR

1	Lounge	16'10" x 11'1"	5.14 x 3.38 m
2	Kitchen/ Dining	13'9" x 10'7"	4.19 x 3.23 m
3	Utility	9'10" x 5'7"	3.00 x 1.71 m
4	Cloaks	5'7" x 3'6"	1.71 x 1.07 m
5	Garage	19'11" x 10'1"	6.06 x 3.08 m

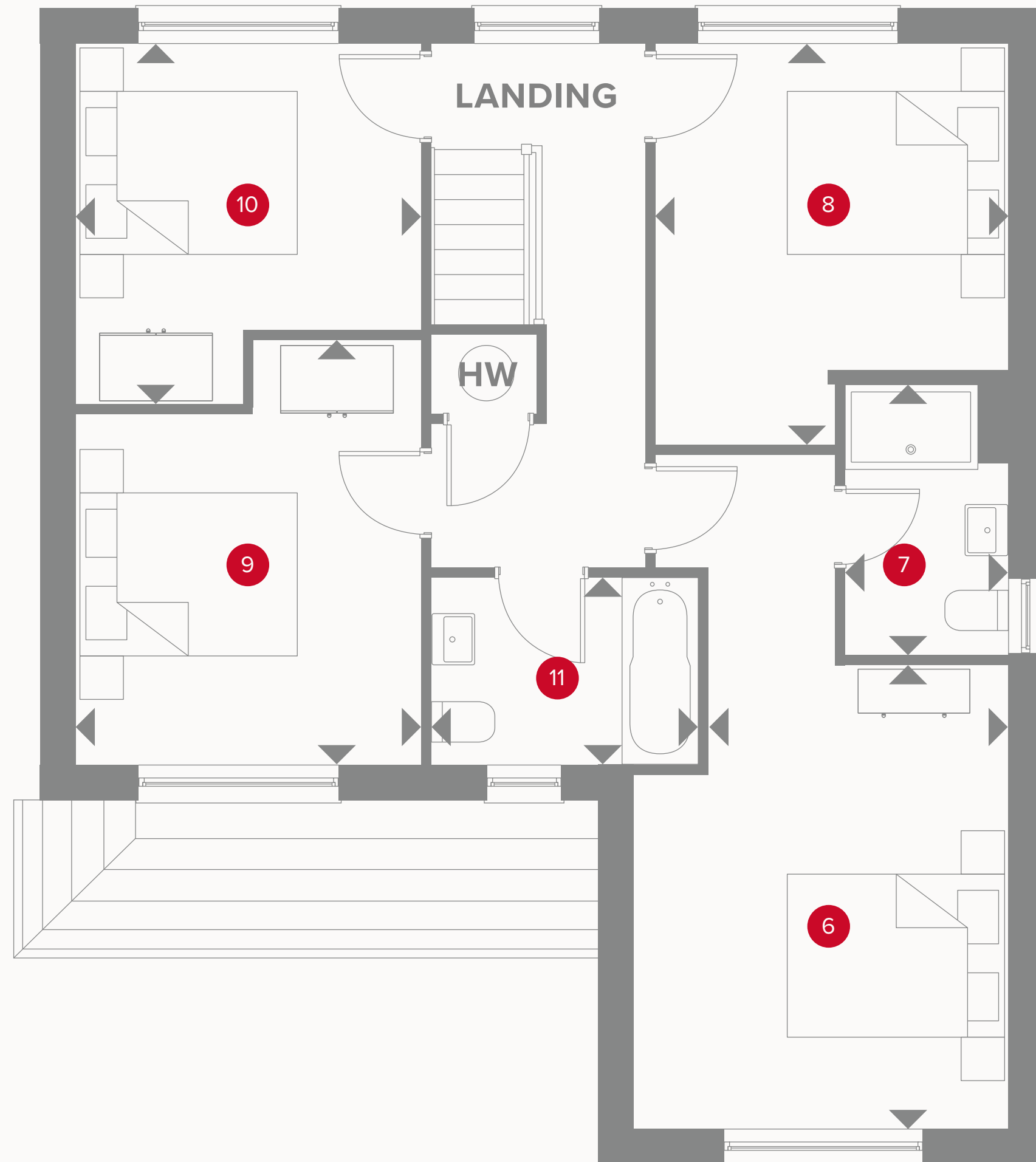


KEY


-  Hob
- OV** Oven
- FF** Fridge/freezer
- TD** Tumble dryer space

-  Dimensions start
- ST** Storage cupboard
- WM** Washing machine space
- DW** Dish washer space

THE MARLOW FIRST FLOOR



6	Bedroom 1	13'8" x 11'2"	4.17 x 3.41 m
7	En-suite	8'1" x 4'11"	2.46 x 1.50 m
8	Bedroom 2	11'11" x 10'6"	3.63 x 3.21 m
9	Bedroom 3	12'7" x 10'3"	3.84 x 3.13 m
10	Bedroom 4	10'9" x 10'2"	3.27 x 3.10 m
11	Bathroom	7'3" x 5'7"	2.22 x 1.71 m



KEY

- ◀ Dimensions start
- HW Hot water storage



Customers should note this illustration is an example of the Marlow house type. All dimensions indicated are approximate and the furniture layout is for illustrative purposes only. Homes may be 'handed' (mirror image) versions of the illustrations, and may be detached, semi-detached or terraced. Materials used may differ from plot to plot including render and roof tile colours. Detailed plans and specifications are available for inspection for each plot at our Sales Centre during working hours and customers must check their individual specifications prior to making a reservation.



HERITAGE

- REDROW -

THE LINCOLN

FOUR BEDROOM HOME





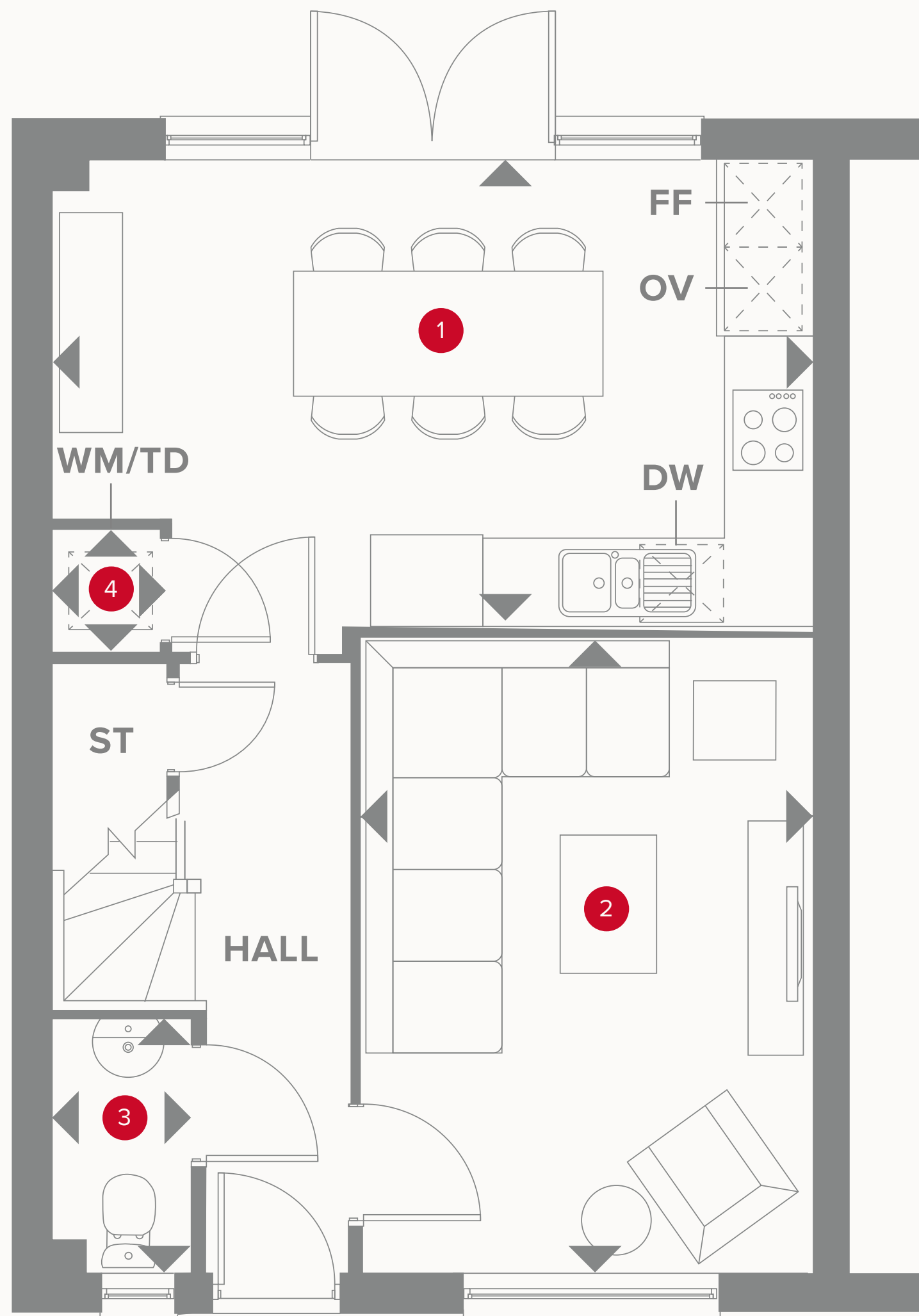
HERITAGE

- REDROW -

THE LINCOLN

FOUR BEDROOM HOME

 **REDROW**



THE LINCOLN GROUND FLOOR

1	Kitchen/Dining	17'10" x 10'11"	5.43 x 3.32 m
2	Lounge	15'0" x 10'7"	4.58 x 3.23 m
3	Cloaks	5'11" X 3'3"	1.79 x 0.98 m
4	Laundry	2'10" x 2'6"	0.87 x 0.77 m

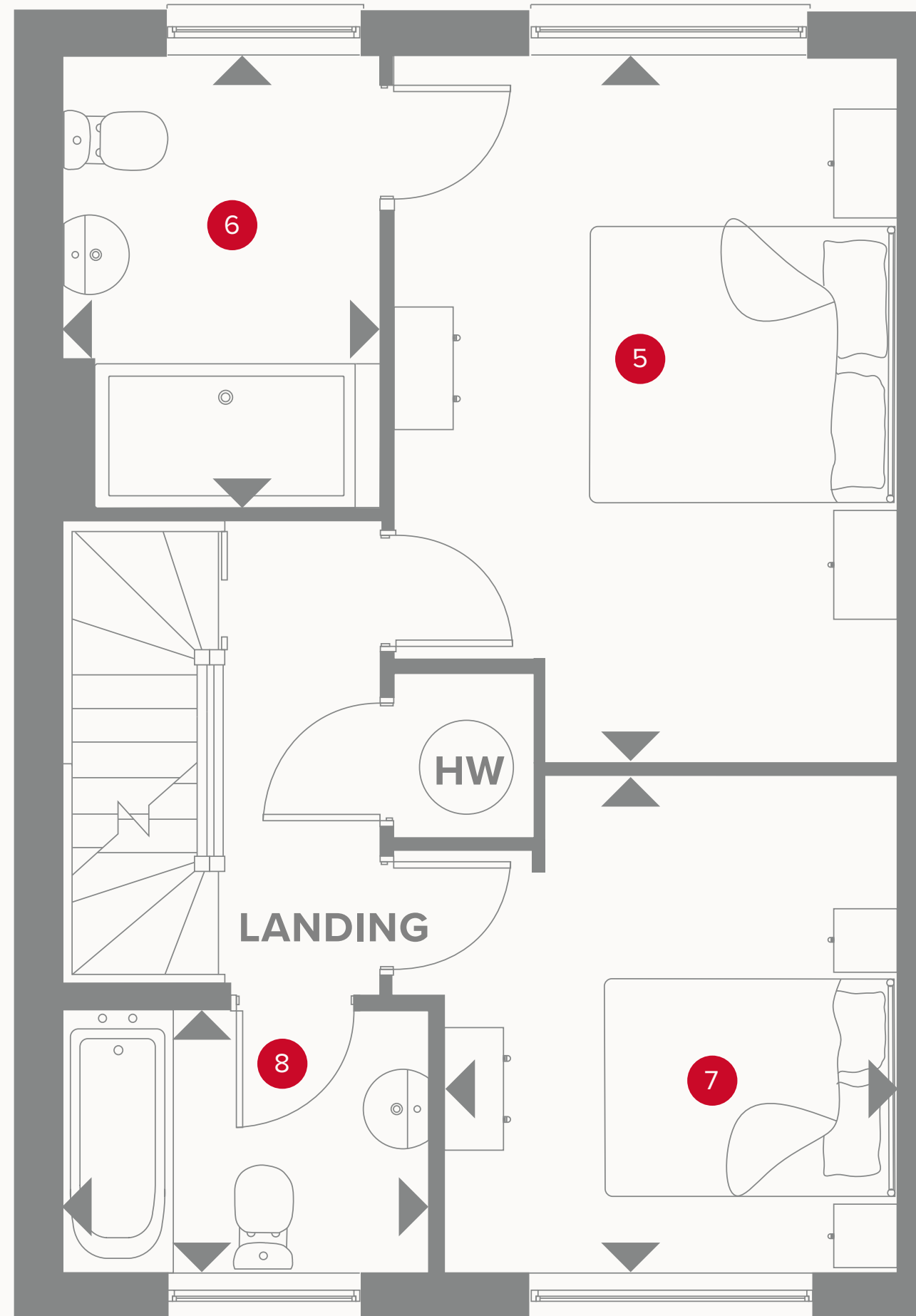


KEY


	Hob
OV	Oven
FF	Fridge/freezer
WM/TD	Tumble dryer/Washing machine space

	Dimensions start
ST	Storage cupboard
DW	Dish washer space

THE LINCOLN FIRST FLOOR

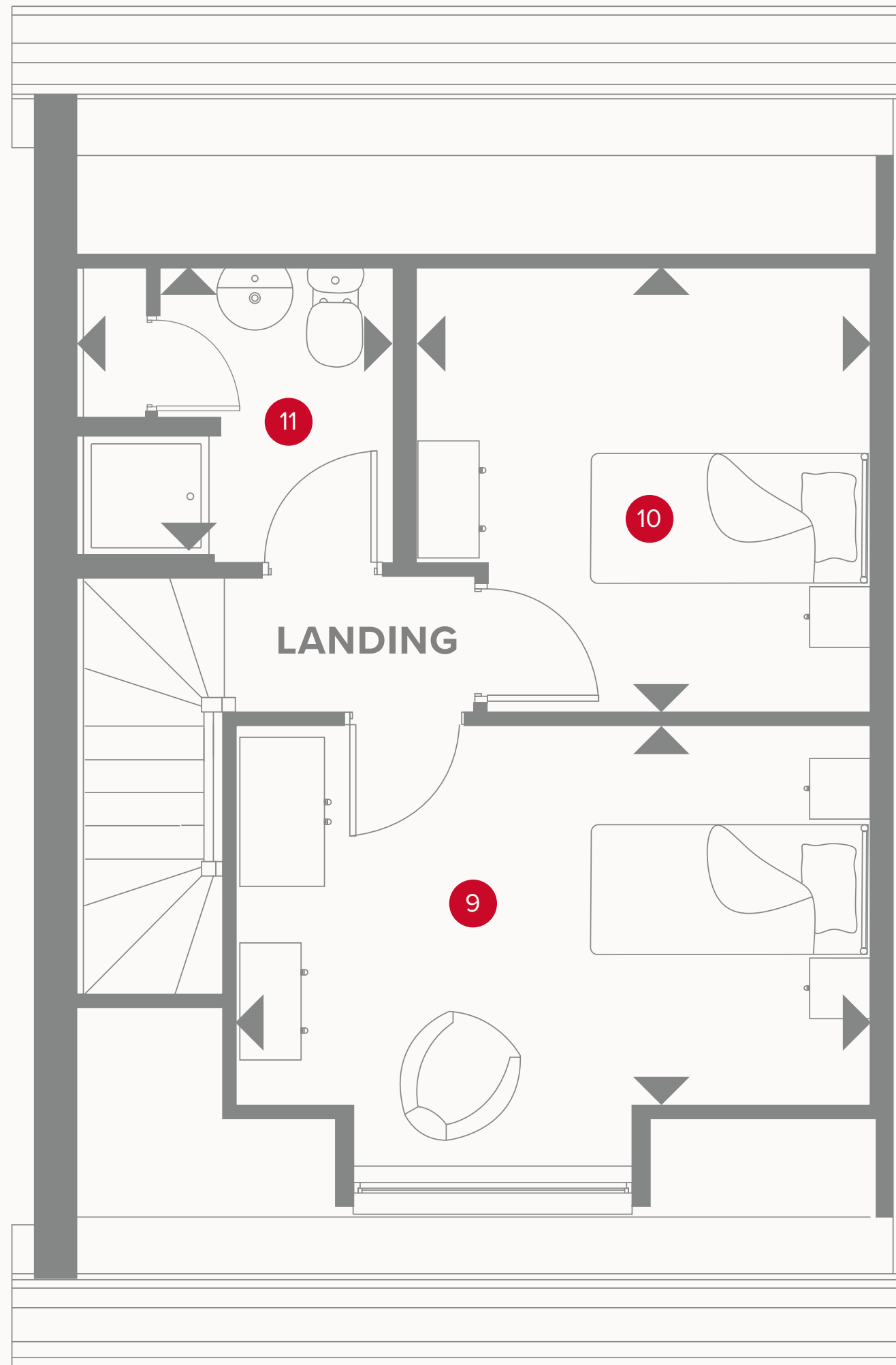


5	Bedroom 1	15'3" x 10'10"	4.66 x 3.29 m
6	En-suite	9'8" x 6'9"	2.94 x 2.05 m
7	Bedroom 2	10'9" x 9'9"	3.27 x 2.97 m
8	Bathroom 1	7'10" x 5'7"	2.38 x 1.71 m



KEY

- ◀ Dimensions start
- HW Hot Water



THE LINCOLN SECOND FLOOR

9	Bedroom 3	14'3" x 10'0"	4.35 x 3.06 m
10	Bedroom 4	10'3" x 10'0"	3.13 x 3.04 m
11	Bathroom 2	7'1" x 6'8"	2.15 x 2.02 m



KEY

◀ Dimensions start



Customers should note this illustration is an example of the Lincoln house type. All dimensions indicated are approximate and the furniture layout is for illustrative purposes only. Homes may be 'handed' (mirror image) versions of the illustrations, and may be detached, semi-detached or terraced. Materials used may differ from plot to plot including render and roof tile colours. Detailed plans and specifications are available for inspection for each plot at our Sales Centre during working hours and customers must check their individual specifications prior to making a reservation.



HERITAGE

- REDROW -

THE OXFORD

FOUR BEDROOM HOME

 **REDROW**



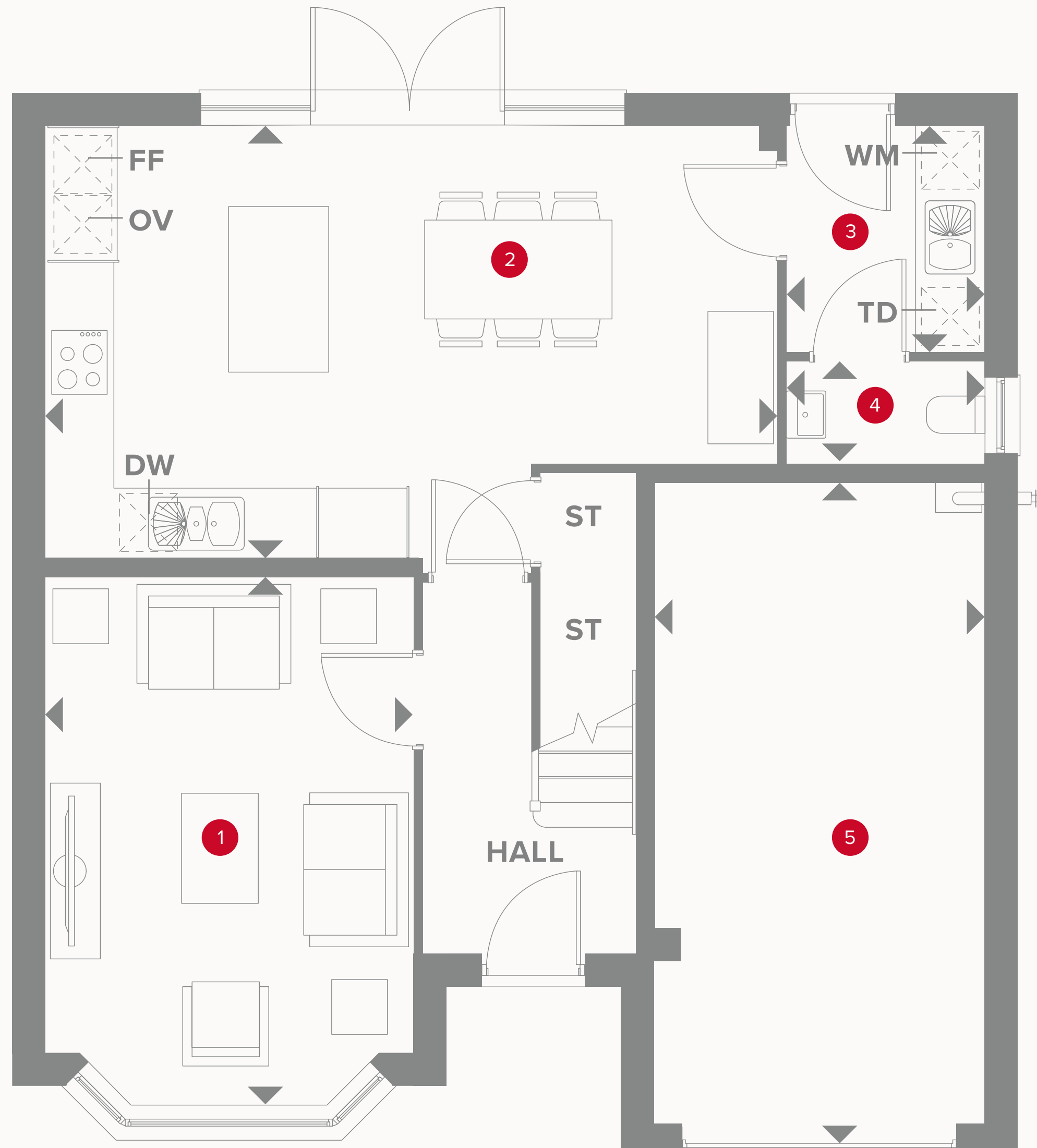
HERITAGE

- REDROW -

THE OXFORD

FOUR BEDROOM HOME

 **REDROW**



THE OXFORD GROUND FLOOR

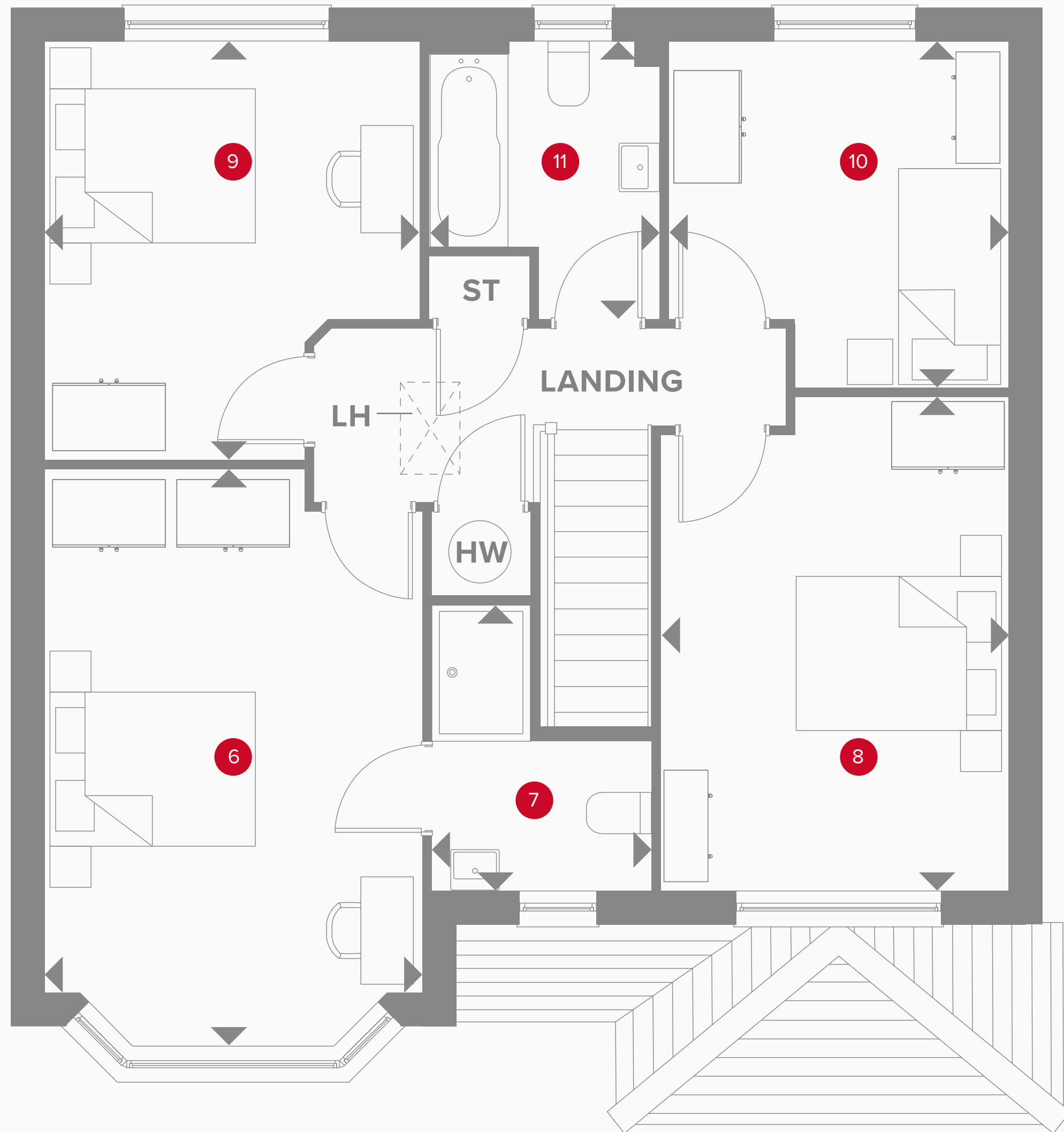
1	Lounge	15'9" x 10'10"	4.80 x 3.29 m
2	Kitchen/ Dining	21'8" x 12'9"	6.60 x 3.88 m
3	Utility	6'8" x 5'10"	2.02 x 1.78 m
4	Cloaks	5'10" x 3'1"	1.78 x 0.94 m
5	Garage	19'7" x 9'10"	6.00 x 3.00 m



KEY

- Hob
- OV** Oven
- FF** Fridge/freezer
- TD** Tumble dryer space

- Dimensions start
- ST** Storage cupboard
- WM** Washing machine space
- DW** Dish washer space



THE OXFORD FIRST FLOOR

6	Bedroom 1	16'8" x 10'10"	5.08 x 3.29 m
7	En-suite	8'3" x 6'5"	2.51 x 1.96 m
8	Bedroom 2	14'2" x 10'0"	4.33 x 3.05 m
9	Bedroom 3	11'9" x 10'10"	3.63 x 3.29 m
10	Bedroom 4	9'11" x 9'9"	3.03 x 2.97 m
11	Bathroom	7'11" x 6'8"	2.42 x 2.04 m



KEY

- ◀ Dimensions start
- HW** Hot water storage
- LH** Loft hatch



Customers should note this illustration is an example of the Oxford house type. All dimensions indicated are approximate and the furniture layout is for illustrative purposes only. Homes may be 'handed' (mirror image) versions of the illustrations, and may be detached, semi-detached or terraced. Materials used may differ from plot to plot including render and roof tile colours. Detailed plans and specifications are available for inspection for each plot at our Sales Centre during working hours and customers must check their individual specifications prior to making a reservation. Some images shown include upgrade items which are not included as standard with the house type.



HERITAGE

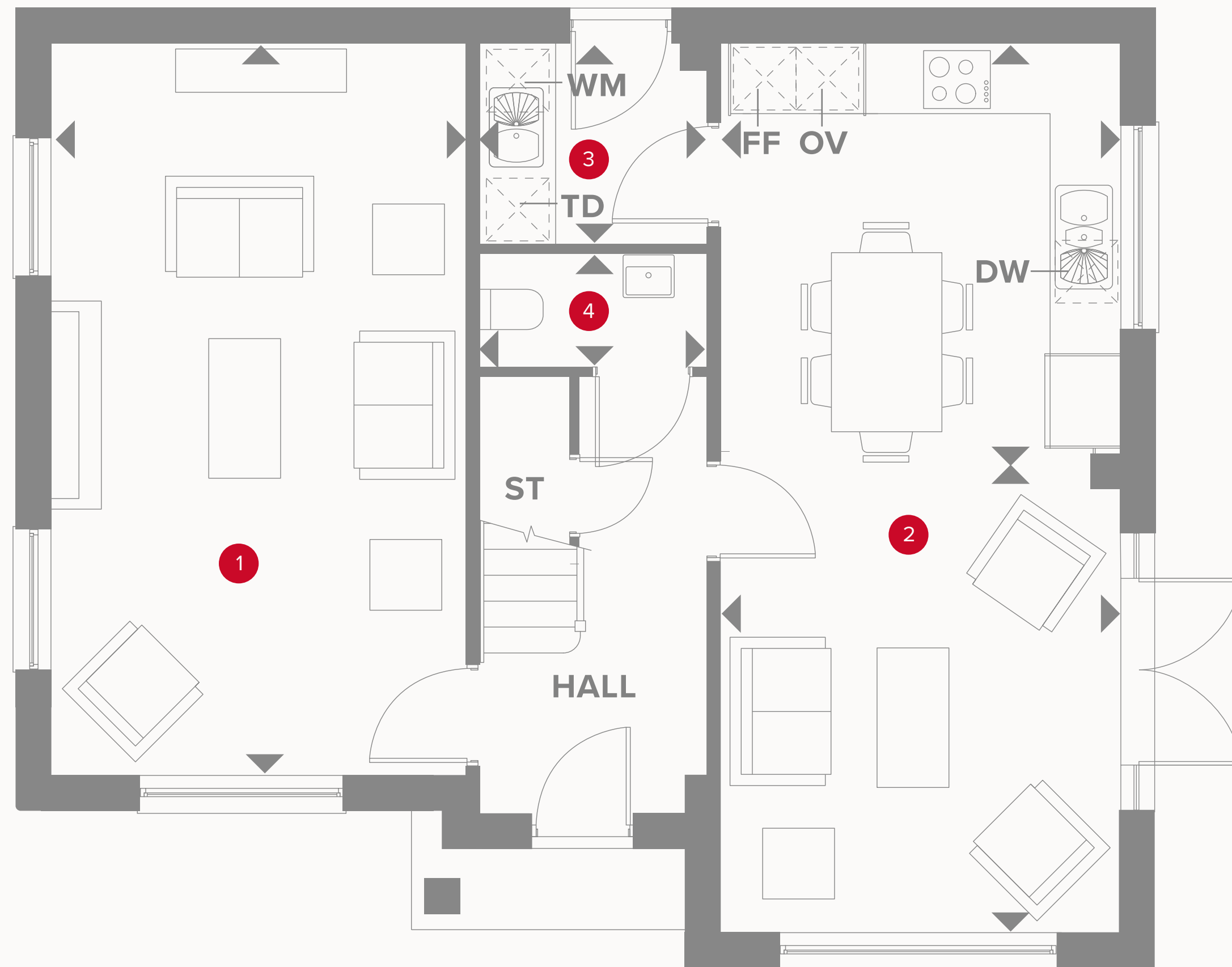
- REDROW -

THE SHAFTESBURY

FOUR BEDROOM HOME

 **REDROW**

THE SHAFTESBURY GROUND FLOOR




1 Lounge	21'2" x 11'8"	6.44 x 3.56 m
2 Kitchen/ Dining/ Family	25'7" x 11'7"	7.79 x 3.52 m
3 Utility	6'6" x 5'9"	1.99 x 1.75 m
4 Cloaks	6'6" x 3'4"	1.99 x 1.01 m

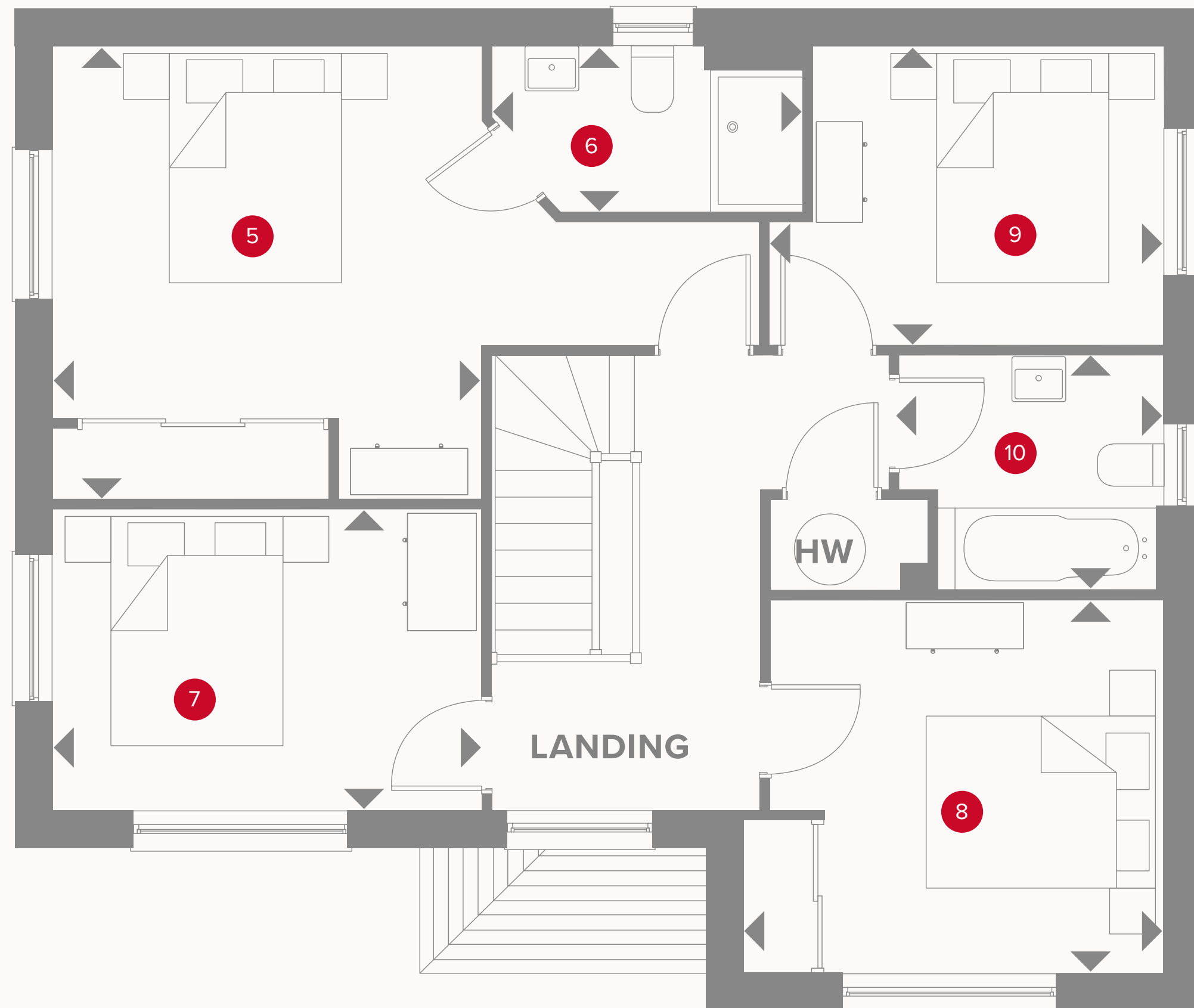


KEY

-  Hob
- OV** Oven
- FF** Fridge/freezer
- TD** Tumble dryer space

-  Dimensions start
- ST** Storage cupboard
- WM** Washing machine space
- DW** Dishwasher space

THE SHAFTESBURY FIRST FLOOR



5	Bedroom 1	12'5" x 11'8"	3.80 x 3.62 m
6	En-suite	8'5" x 4'5"	2.58 x 1.38 m
7	Bedroom 2	11'11" x 8'3"	3.62 x 2.55 m
8	Bedroom 3	11'5" x 10'05"	3.52 x 3.19 m
9	Bedroom 4	10'8" x 8'2"	3.30 x 2.50 m
10	Bathroom	7'3" x 6'6"	2.22 x 2.01 m



KEY

- ◀ Dimensions start
- HW Hot water storage



Customers should note this illustration is an example of the Shaftesbury house type. All dimensions indicated are approximate and the furniture layout is for illustrative purposes only. Homes may be 'handed' (mirror image) versions of the illustrations, and may be detached, semi-detached or terraced. Materials used may differ from plot to plot including render and roof tile colours. Detailed plans and specifications are available for inspection for each plot at our Sales Centre during working hours and customers must check their individual specifications prior to making a reservation.



HERITAGE

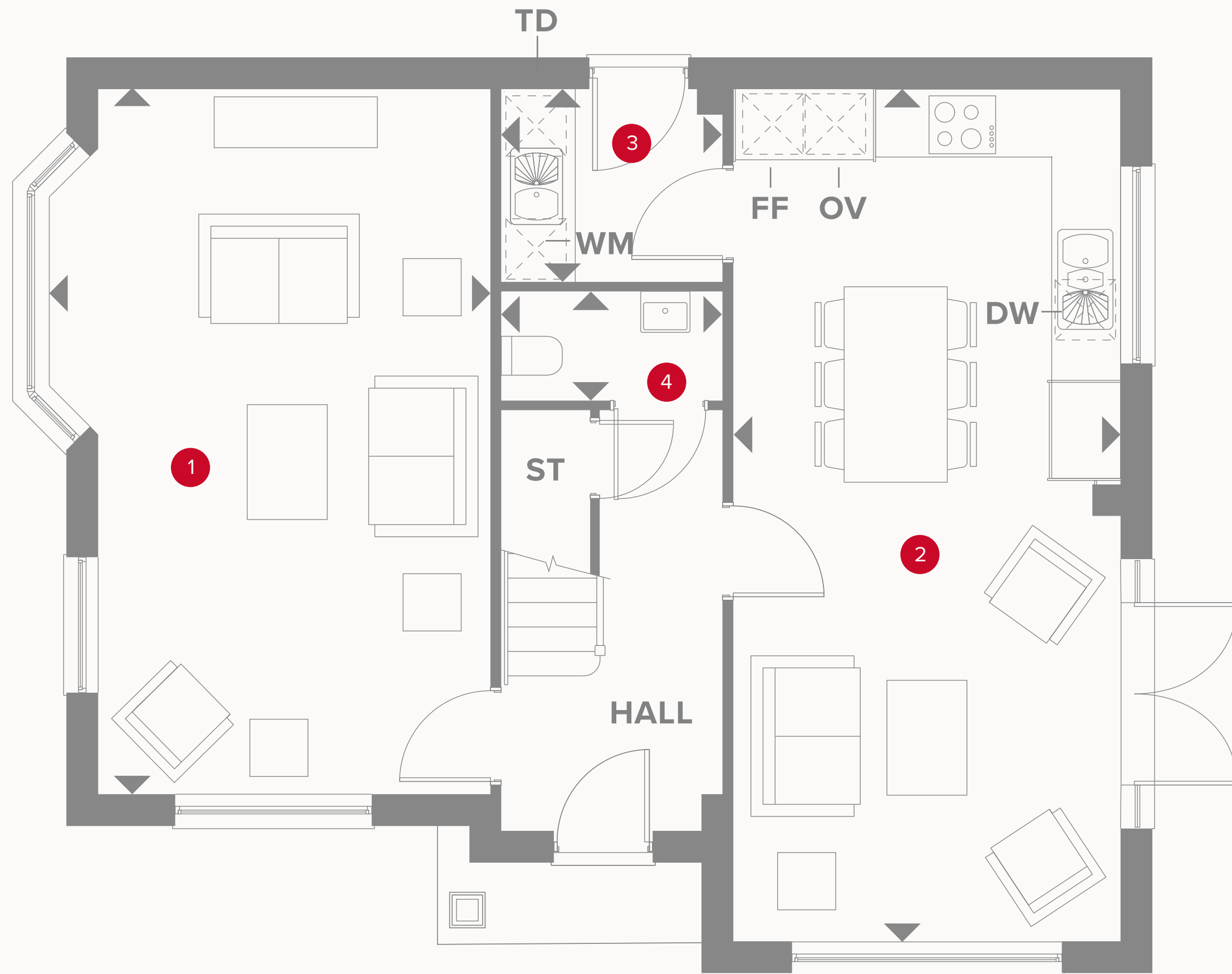
- REDROW -

THE SHAFTESBURY SPECIAL

FOUR BEDROOM HOME

 **REDROW**


THE SHAFTESBURY SPECIAL GROUND FLOOR




1	Lounge	21'2" x 11'8"	6.44 x 4.00 m
2	Kitchen/ Dining/Family	25'7" x 11'7"	7.79 x 3.52 m
3	Utility	6'6" x 5'9"	1.99 x 1.75 m
4	Cloaks	6'6" x 3'4"	1.99 x 1.01 m

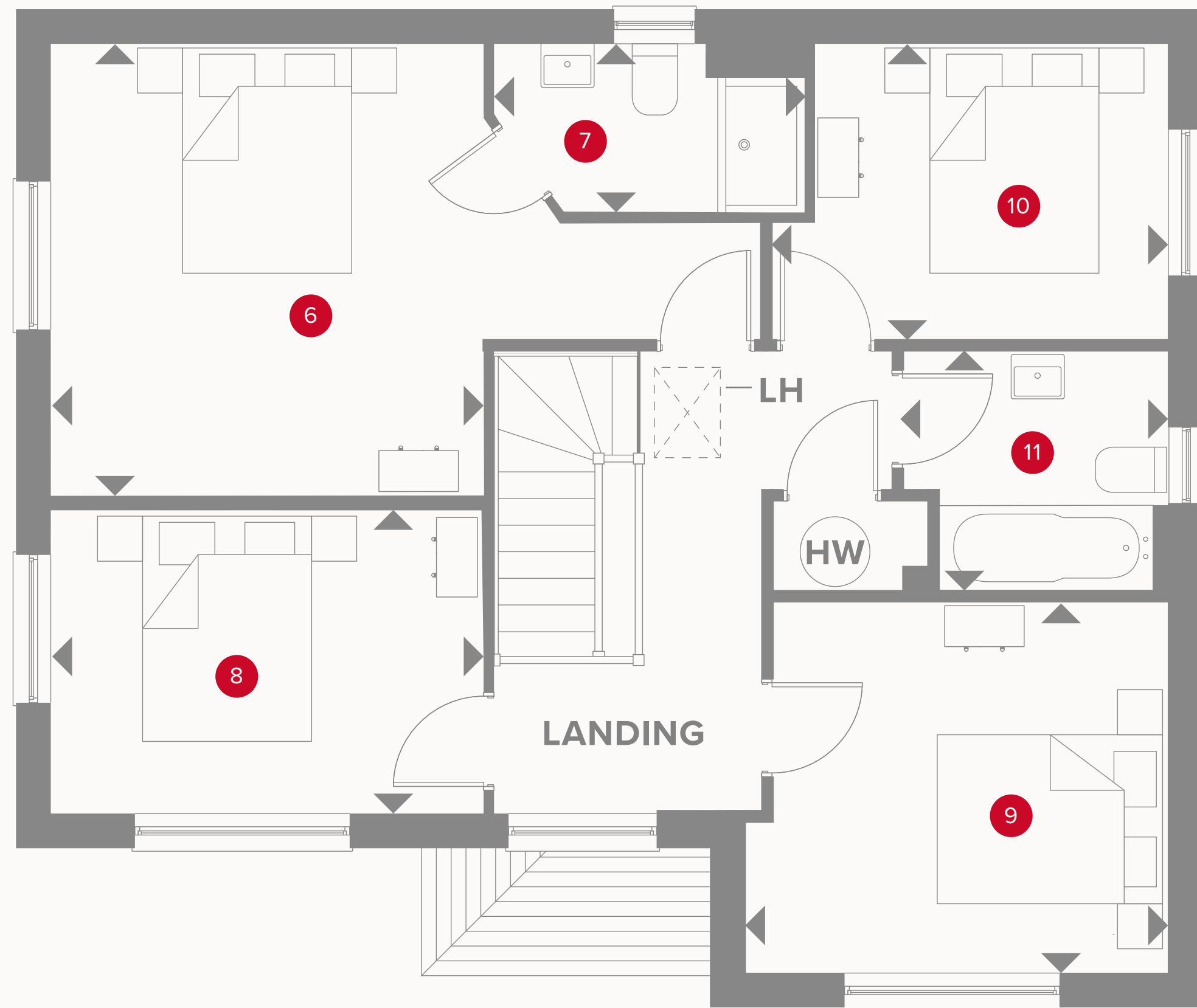


KEY

-  Hob
- OV** Oven
- FF** Fridge/freezer
- TD** Tumble dryer space

-  Dimensions start
- ST** Storage cupboard
- WM** Washing machine space
- DW** Dish washer space

THE SHAFTESBURY SPECIAL FIRST FLOOR



6	Bedroom 1	11'11" x 11'8"	3.62 x 3.80 m
7	En-suite	7'11" x 4'7"	2.58 x 1.38 m
8	Bedroom 2	11'11" x 9'2"	3.52 x 3.12 m
9	Bedroom 3	11'7" x 9'10"	3.63 x 2.55 m
10	Bedroom 4	10'4" x 8'7"	3.30 x 2.48 m
11	Bathroom	8'2" x 6'8"	2.22 x 2.01 m



KEY

- ◀ Dimensions start
- HW Hot water storage
- LH Loft hatch



Customers should note this illustration is an example of the Oxford Lifestyle house type. All dimensions indicated are approximate and the furniture layout is for illustrative purposes only. Homes may be 'handed' (mirror image) versions of the illustrations, and may be detached, semi-detached or terraced. Materials used may differ from plot to plot including render and roof tile colours. Detailed plans and specifications are available for inspection for each plot at our Sales Centre during working hours and customers must check their individual specifications prior to making a reservation.



HERITAGE

- REDROW -

THE HARROGATE

FOUR BEDROOM HOME

 **REDROW**



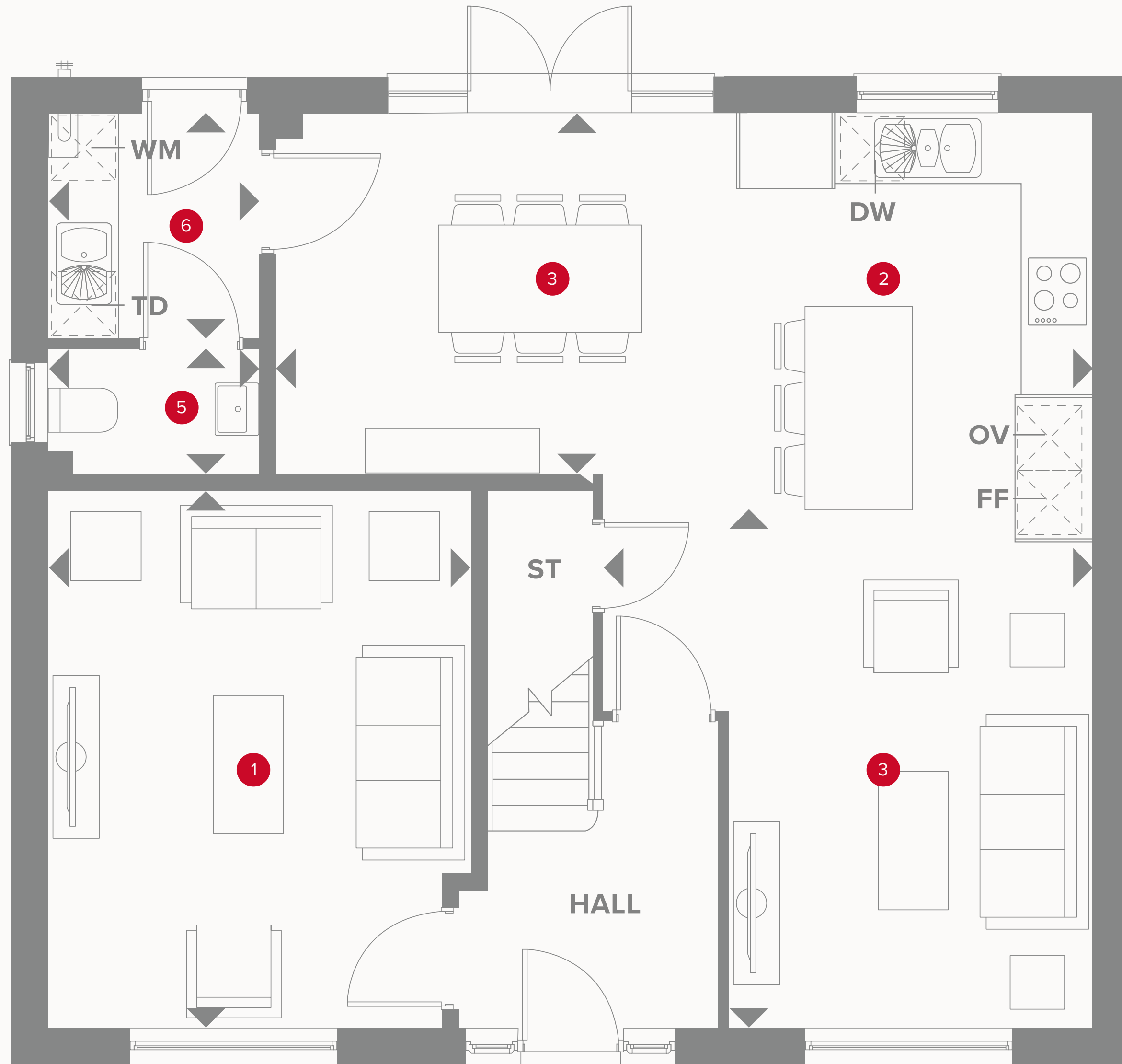
HERITAGE

- REDROW -

THE HARROGATE

FOUR BEDROOM HOME

 **REDROW**





THE HARROGATE GROUND FLOOR

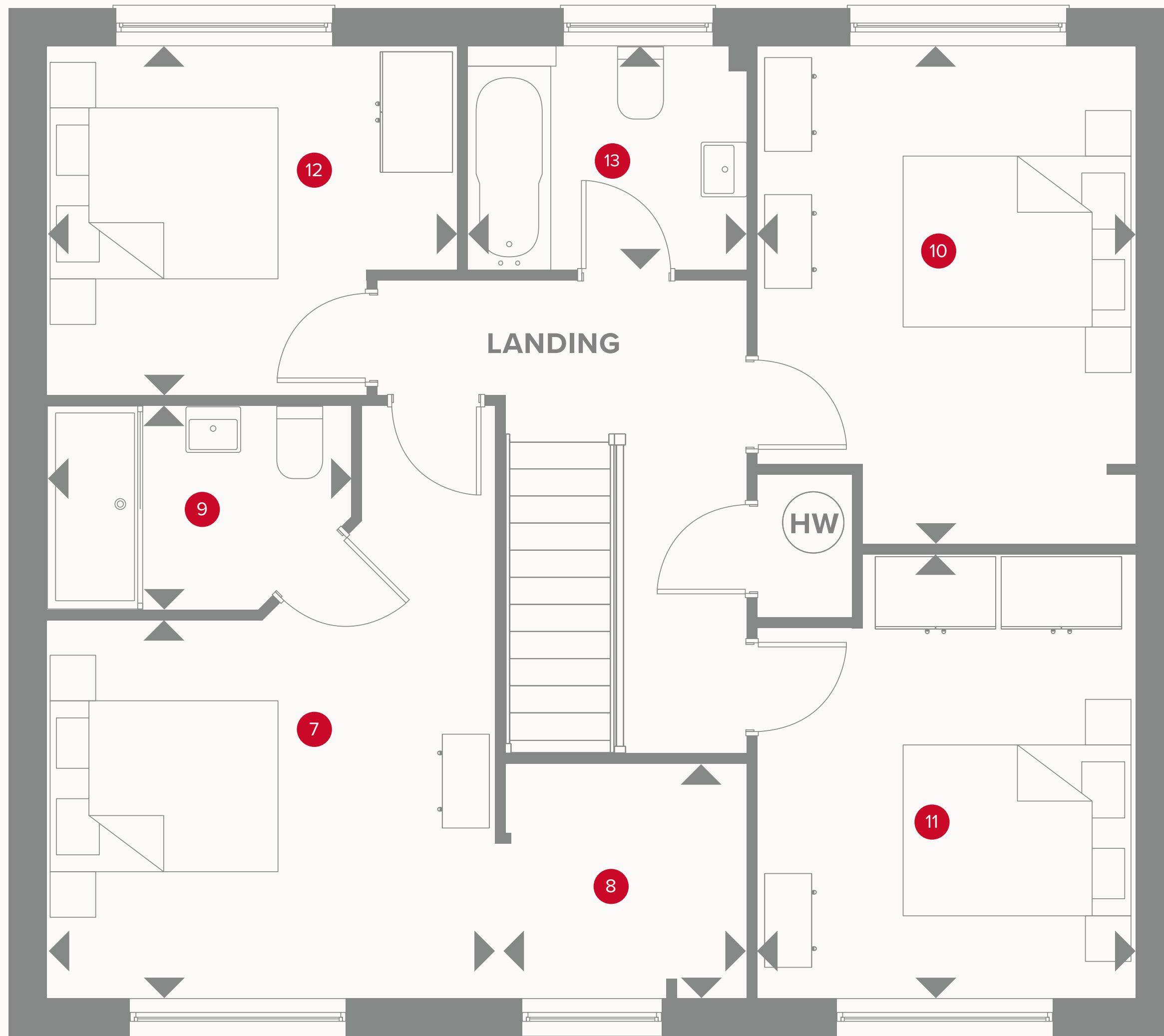
1	Lounge	15'2" x 12'0"	4.63 x 3.65 m
2	Kitchen	12'4" x 10'10"	3.79 x 3.08 m
3	Dining	13'0" x 10'3"	3.99 x 3.13 m
4	Family	15'5" x 10'4"	4.12 x 3.15 m
5	Cloaks	5'11" x 3'7"	1.80 x 1.09 m
6	Utility	6'5" x 5'11"	1.95 x 1.80 m



KEY

-  Hob
- OV** Oven
- FF** Fridge/freezer
- TD** Tumble dryer space

-  Dimensions start
- ST** Storage cupboard
- WM** Washing machine space
- DW** Dish washer space



THE HARROGATE FIRST FLOOR

7	Bedroom 1	12'2" x 10'4"	3.72 x 3.15 m
8	Dressing area	6'10" x 6'5"	2.09 x 1.96 m
9	En-suite	8'4" x 5'7"	2.53 x 1.69 m
10	Bedroom 2	13'7" x 10'2"	4.13 x 3.11 m
11	Bedroom 3	12'1" x 10'2"	3.69 x 3.11 m
12	Bedroom 4	11'2" x 9'6"	3.40 x 2.89 m
13	Bathroom	7'7" x 6'1"	2.31 x 1.86 m



KEY

- ◀ Dimensions start
- HW Hot water storage



Customers should note this illustration is an example of the Harrogate house type. All dimensions indicated are approximate and the furniture layout is for illustrative purposes only. Homes may be 'handed' (mirror image) versions of the illustrations, and may be detached, semi-detached or terraced. Materials used may differ from plot to plot including render and roof tile colours. Detailed plans and specifications are available for inspection for each plot at our Sales Centre during working hours and customers must check their individual specifications prior to making a reservation.



HERITAGE

- REDROW -

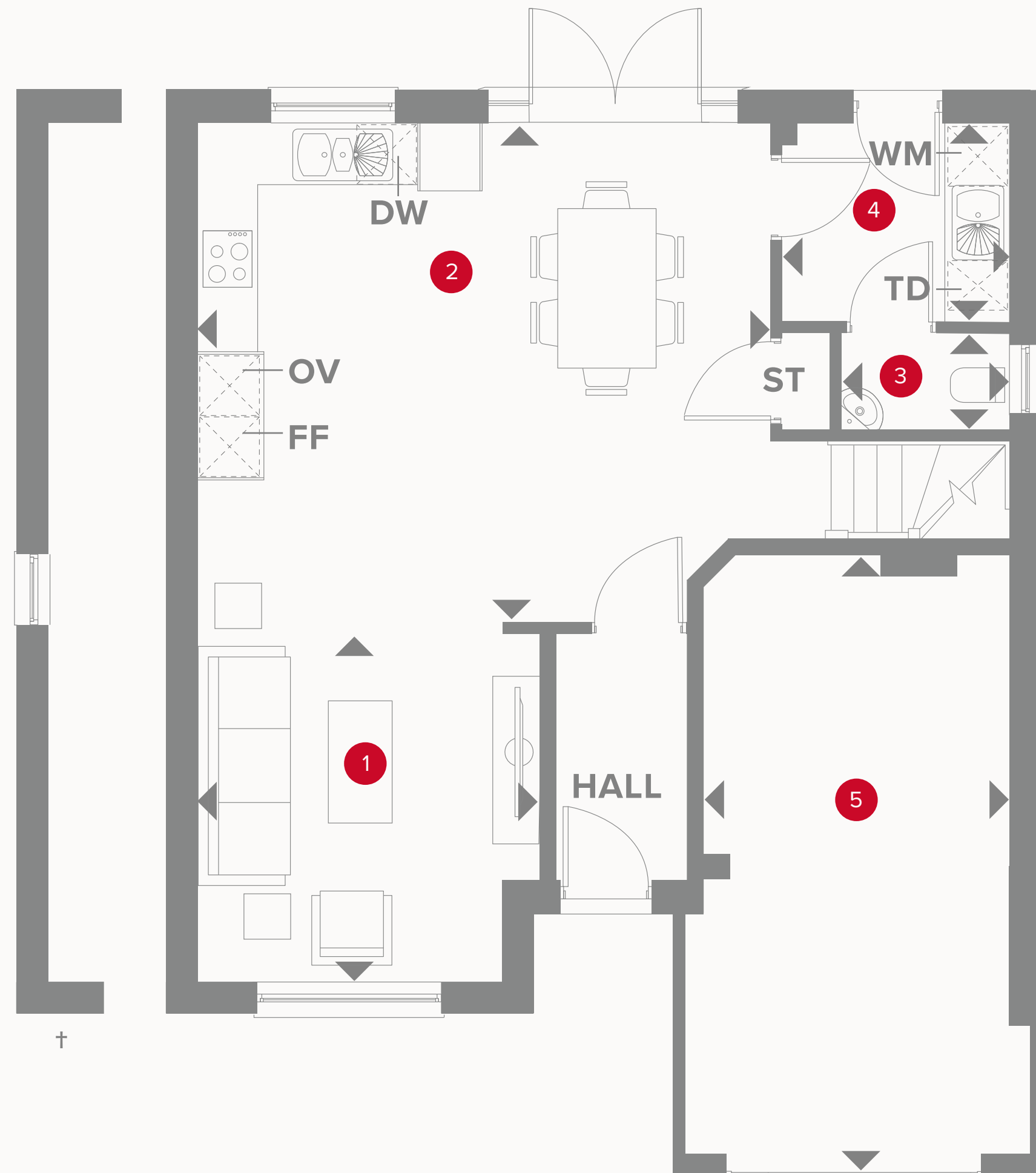
THE WINDSOR

FOUR BEDROOM HOME




THE WINDSOR GROUND FLOOR


1	Lounge	11'3" x 10'11"	3.43 x 3.33 m
2	Kitchen/ Dining	18'4" x 15'10"	5.59 x 4.83 m
3	Cloaks	5'7" x 3'1"	1.69 x 0.94 m
4	Utility	7'3" x 6'5"	2.22 x 1.95 m
5	Garage	19'8" x 9'10"	5.99 x 3.00 m



† Denotes alternative elevation

KEY

-  Hob
- OV** Oven
- FF** Fridge/freezer
- TD** Tumble dryer space

-  Dimensions start
- ST** Storage cupboard
- WM** Washing machine space
- DW** Dish washer space

THE WINDSOR FIRST FLOOR

6	Bedroom 1	16'10" x 9'9"	5.14 x 2.96 m
7	En-suite	8'2" x 4'3"	2.48 x 1.29 m
8	Bedroom 2	10'3" x 9'8"	3.12 x 2.94 m
9	Bedroom 3	9'11" x 8'11"	3.01 x 2.72 m
10	Bedroom 4	11'5" x 7'1"	3.48 x 2.17 m
11	Bathroom	6'9" x 6'4"	2.07 x 1.94 m

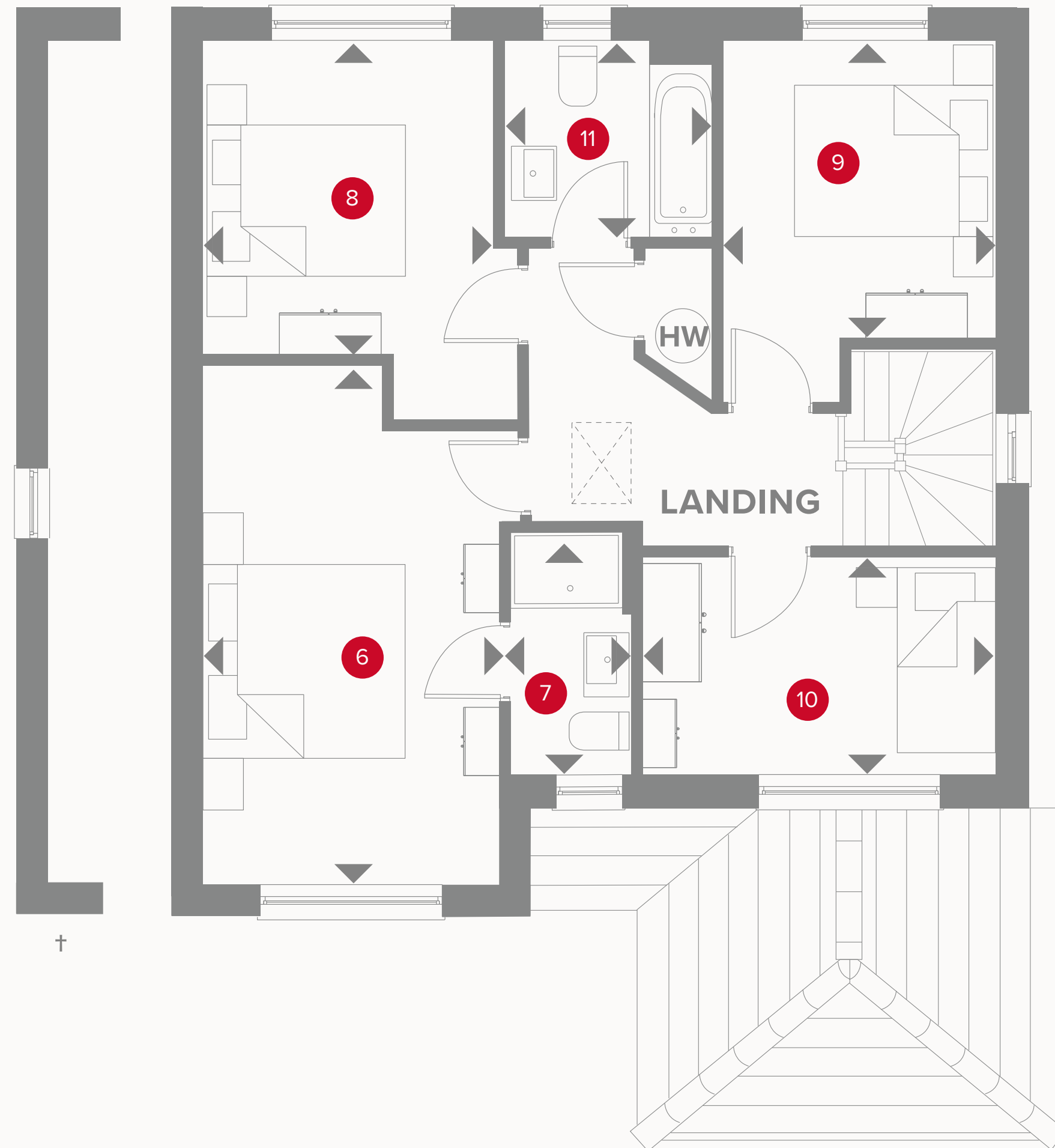


KEY

- ◀ Dimensions start
- HW Hot water storage



Customers should note this illustration is an example of the Windsor house type. All dimensions indicated are approximate and the furniture layout is for illustrative purposes only. Homes may be 'handed' (mirror image) versions of the illustrations, and may be detached, semi-detached or terraced. Materials used may differ from plot to plot including render and roof tile colours. Detailed plans and specifications are available for inspection for each plot at our Customer Experience Suites during working hours and customers must check their individual specifications prior to making a reservation.



† Denotes alternative elevation

SKILFUL EXECUTION

—
Quality is never an accident, it is always the result of high intention to detail. It represents the wise choice of many alternatives



PLAN YOUR DREAM HOME



KITCHEN & UTILITY

Kitchen Styles

Exclusive kitchen designs. Please see latest kitchen styles offered on My Redrow or Sales Consultant for details. Subject to build stage.

Upstand

To match above worktops with stainless steel splashback behind hob.

Under wall unit


LED downlights provided (where shown on kitchen layout).
See drawings for details.

Sink

Kitchen stainless steel bowl and a half sink with mixer tap. Single bowl sink to utility room. Please refer to drawing for details.

Appliances AEG / Electrolux / Zanussi

60cm ceramic hob with 4 ring burner
Double oven
60cm chimney extract
Integrated 50/50 fridge/freezer



INTERIOR

Walls

Crown white emulsion paint decoration.

Ceilings

Crown white emulsion paint decoration.

Internal Doors

"Cambridge" 2 panel internal moulded door.

Internal Door Furniture

Polished chrome effect door furniture.

TV Point

Located as follows: one in lounge and one in bedroom. See layout for details.

Phone Point

1 point in the lounge. Fittings to match electrical accessories as indicated on the drawings. Refer to Sales Consultant for details.

Central Heating

Full gas central heating with energy efficient wall mounted boiler/combi boiler. Housetype specific. See Sales Consultant for details.

Radiators

Myson radiators.

Electrical Sockets / Switch plates

Low profile white electrical switch and socket plates together with pendant and batten lighting points. See electrical layout drawings for details.

OUR LUXURY
SPECIFICATIONS
ARE CAREFULLY
CONSIDERED
**AND BEAUTIFULLY
DESIGNED TO MAKE
THE MOST OF YOUR
NEW HOME**



BATHROOM & CLOAKROOM

Bathroom, En-suite & Cloakroom Styles

Ideal Standard in white finish.

Bathroom/En-suite & Cloakroom Basin

Ideal Standard or corner basin with chrome trap.
Please refer to drawings to confirm basin design.

WC

Ideal Standard close coupled back-to-wall pan
with dual flush cistern.

Bath

Tempo Arc bath with Uniline bath panel.

Brassware

Ideal Standard single lever tap.

Wall Tiles

Choice of wall tiles to bathroom,
en-suite and cloakroom. See My Redrow for details.
Subject to build stage.

Towel Warmer

Towel warmer in chrome effect finish to bathroom
and en-suite.

Shower over Bath

Shower valve and screen to be provided above
bath where there is no separate shower enclosure
within bathroom.

Shower Valve

Aqualisa shower valve.

Shaver Sockets

In bathroom and en-suite where applicable.

Mirrors

To be fitted above bathroom and en-suite wash
basins where applicable. See Sales Consultant for
details.



EXTERIOR

External Doors:

Front

GRP door with patterned glass. Style of door to be as indicated on house plan, frame to be uPVC.

Rear

GRP door with patterned obscured glass, finished internally and externally in white.

Security

Multi point locking system to front and rear doors of house.

External Front Lights

Coach down lantern. Downlight where entrance is recessed.

Garage

To specific plots, see Sales Consultant for more information.

Garage Doors

Hörmann "Ilkley" style steel up & over to front. Door finish to be painted to match front door colour.

Power to Garage

Double power point and lighting pendant (to properties with an integral garage and where garage lies within the curtilage of the property).

Front Garden

Turf to front garden. Refer to layout for landscaping details.

Rear Garden

Top soil to rear gardens.

Paving

Buff Riven faced slabs as indicated on drawing.

Outside Tap

Outside tap, refer to drawing for location.

External Fencing/Gates (Refer to layouts.):

Side/Rear

Vertical boarding 1.8m high.

Gate

1.8m timber gate.

OUR COMMITMENT TO HOME-BUYERS

Customer charter

At Redrow, we're committed to delivering a quality service throughout the whole home-buying process and beyond. This Customer Charter sets out our commitment to you, our customer.

Full details of our service are covered within our Home Buyer Guide, a copy of which will be provided to you when you reserve your new Redrow home. We will also comply with the requirements of the Consumer Code for Home Builders ("Consumer Code"). A copy of the code is also on our website at www.redrow.co.uk

- Please ask a Sales Consultant if you require a printed hard copy.
- We'll provide you with full details and clear information about your chosen home.
- We'll provide trained and knowledgeable staff to assist you in the home buying process.
- We'll be available to answer any questions you may have and will provide you with any relevant contact details.
- We'll assist you during the selection of Standard Choices and Optional Extras for your new home.
- We'll provide you with health and safety advice to minimise the risk of danger during construction and in the use of your new home after you move in.
- We'll provide you with reliable information about the Buildmark Cover, and any other cover from which you may benefit.
- We'll keep you fully informed about the completion and occupation of your new home.
- We'll ensure that the functions and facilities of your home are demonstrated to you prior to moving in.
- We'll inform you about the after-sales service we provide, as set out in the Home Buyer Guide. Our aim is to deal effectively and efficiently with both routine service matters and with any emergencies.
- We'll provide you with details of who to contact if you believe we have not satisfactorily fulfilled our Charter commitments.



OUR REQUIREMENTS AS HOME-BUILDERS

Consumer code



1. ADOPTING THE CODE

1.1 Adopting the Code

Home Builders must comply with the Requirements of the Consumer Code and have regard to good practice guidance.

1.2 Making the Code available

The Consumer Code for Home Builders' Scheme logo must be prominently displayed in Home Builders' sales offices, those of appointed selling agents, and in sales brochures.

All Home Buyers who reserve a Home should be provided with a copy of the Code Scheme with the Reservation agreement.

1.3 Customer Service: before legal completion

The Home Builder must have suitable systems and procedures to ensure it can reliably and accurately meet the commitments on service, procedures and information in the Code.

1.4 Appropriately trained customer service staff

The Home Builder must provide suitable training to all staff who deal with Home Buyers about their responsibilities to them and what the Code means for the company and its directors.

1.5 Sales and advertising

Sales and advertising material and activity must be clear and truthful.

2. INFORMATION – PRE-CONTRACT

2.1 Pre-purchase information

Home Buyers must be given enough pre-purchase information to help them make suitably informed purchasing decisions.

In all cases this information must include:

- a written Reservation agreement;
- an explanation of the Home Warranty cover;
- a description of any management services and organisations to which the Home Buyer will be committed and an estimate of their cost;
- the nature and method of assessment of any event fees such as transfer fees or similar liabilities.

Also, if a Home is not yet completed, the information must include:

- a brochure or plan illustrating the general layout, appearance and plot position of the Home;
- a list of the Home's contents;
- the standards to which the Home is being built.

2.2 Contact information

Home Buyers must be told how their questions will be dealt with and who to contact during the sale, purchase and completion of the Home.

2.3 Warranty cover

Home Buyers must be given accurate and reliable information about the insurance-backed warranty provided on the Home.

1.1 Health and safety for visitors to developments under construction

Home Buyers must be informed about the health and safety precautions they should take when visiting a development under construction.

1.2 Pre-contract information

Home Builders must advise Home Buyers to appoint a professional legal adviser to carry out the legal formalities of buying the Home and to represent their interests.

1.3 Reservation

Home Buyers must be given a Reservation agreement that sets out clearly the Reservation's terms, including, but not limited to:

- the amount of the Reservation fee;
- what is being sold;
- the purchase price;
- how and when the Reservation agreement will end;
- how long the price remains valid;
- the nature and estimated cost and of any management services the Home Buyer must pay for;
- the nature and method of assessment of any event fees such as transfer fees or similar liabilities.

The Reservation fee must be reimbursed if the Reservation agreement is cancelled. The Home Buyer must be told of any deductions that may be made. While the Reservation agreement is in force, the Home Builder must not enter into a new Reservation agreement or sale agreement with another customer on the same Home.

1. INFORMATION – EXCHANGE OF CONTRACT

1.1 The contract

Contract of sale terms and conditions must:

- be clear and fair;
- comply with all relevant legislation;
- clearly state the contract termination rights.

1.2 Timing of construction, completion and handover

The Home Buyer must be given reliable and realistic information about when construction of the Home may be finished, the date of Legal Completion, and the date for handover of the Home.

1.3 Contract termination rights

The Home Buyer must be told about their right to terminate the contract.

1.4 Contract deposits and pre-payments

The Home Builder must clearly explain how Home Buyers' contract deposits are protected and how any other pre-payments are dealt with.

2. INFORMATION – DURING OCCUPATION

2.1 After-sales service

The Home Builder must provide the Home Buyer with an accessible after-sales service, and explain what the service includes, who to contact, and what guarantees and warranties apply to the Home.

2.2 Health and safety for Home Buyers on developments under construction

Home Buyers must be told about the health and safety precautions they should take when living on a development where building work continues.

3. COMPLAINTS AND DISPUTES

3.1 Complaints handling

The Home Builder must have a system and procedures for receiving, handling, and resolving Home Buyers' service calls and complaints.

The Home Builder must let the Home Buyer know of this, and of the dispute resolution arrangements operated as part of this Code, in writing.

3.2 Co-operation with professional advisers

The Home Builder must co-operate with appropriately qualified professional advisers appointed by the Home Buyer to resolve disputes.



REGENT QUAY



Eurolink Way, Sittingbourne, Kent ME10 3HH

Discover a better way to live
[redrow.co.uk](https://www.redrow.co.uk)