

HERITAGE

- REDROW -

**TEMPLE
WOODS**

ROCHESTER





WELCOME TO TEMPLE WOODS



OUR BRAND NEW HERITAGE COLLECTION OF 3 AND 4 BEDROOM DETACHED, SEMI-DETACHED AND TERRACED FAMILY HOMES.

Situated near the scenic River Medway in Strood, close to the charming, historic town of Rochester, Temple Woods enjoys the best of both worlds, offering picturesque surroundings yet with amenities aplenty and enviable transport links for commuters.





AN INSPIRED **NEW HOME**

Explore what makes this
Heritage collection so unique

We're dedicated to designing and building homes with character that people are proud to live in. Inspired by the past but designed for the future, this Heritage collection offers the best of both worlds.



WHAT MAKES THIS COLLECTION SO UNIQUE?

Our aim has always been to build homes of the highest quality, reflecting the craftsmanship and details associated with the Arts and Crafts movement. It's this, combined with the modern, high end interiors we pride ourselves on, that makes this award winning collection so enviable.

Every inch of our homes has been carefully considered, from features such as traditional porches supported by timber posts with gallows brackets to brick plinths that run the whole way round the property. These features add grandeur and depth to the front of the home and provide an anchoring effect.





ENJOY THE AREA

Medway Valley Leisure Park is home to a range of popular family restaurants, including Frankie & Benny's and Chiquito, while the town centre has a wide selection of highly recommended restaurants for all tastes and budgets. Try Naz Rasoi Asian, Choaladda Thai, Bas Bar Indian or the Diamond Garden Chinese.

Across the river, Rochester Town Centre has a huge number of restaurants to meet the demands of the tourist trade, with many housed in delightful ancient settings.



ENJOY AN ACTIVE LIFESTYLE


Medway has so much to offer for your leisure time, from a host of historic sights, to modern leisure facilities. Visit Rochester Cathedral or Rochester Castle, follow the Dickens trail around the many medieval buildings in the town, or step aboard a fascinating range of vessels at Chatham Historic Dockyard. Watch out for the famous Sweeps Festival every spring, or the classic Dickensian Christmas in the town.

On a more modern note, Medway Leisure Park offers a multi-screen cinema, ten-pin bowling and the unique Diggerland, all within easy reach of Temple Woods, along with the superb sports facilities of Medway Park Sports Centre. Golfers can take on the challenge of Rochester and Cobham Park Golf Club, park of the vast open spaces and woodlands of Cobham Park, just the other side of the M2.

OPPORTUNITIES FOR LEARNING

Education has been key to the area for over 1400 years, with Rochester home to the second oldest continuously occupied school in the world. The independent Kings School, established in 604AD, provides high quality private education for children of all ages. The area is also well served by state schools, with the OFSTED 'outstanding' rated St Nicholas CofE Infants within easy reach of Temple Woods, along with Cedar Primary and Elaine Primary.

Older children are well served by the popular Strood Academy, just round the corner on Watling Street, which was recently rated 'good' in their latest OFSTED report. The University of Greenwich also has a campus in the town.



GETTING AROUND



Strood station has regular services to London St Pancras, with a journey time of just 35 minutes. Cuxton Station, to the west of Strood, has regular trains to Maidstone, taking just 19 minutes.

Temple Woods lies just minutes from junction 2 of the M2, with the London Orbital M25 just 12 miles to the north west. London is 30 miles and Maidstone 11 miles. Channel Tunnel trains can be accessed at Ashford, just 30 miles away, with vehicular access at Folkstone, 42 miles away. Car and foot passengers can take a ferry from Dover, 48 miles away, taking you to Calais, Dunkirk or Boulogne.



WE PUT MORE IN

At Redrow we work hard to contribute to the existing facilities and create new ones, to dovetail our development into the local community. Below are some of the community benefits installed at **Temple Woods**.







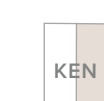


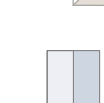


SO YOU GET MORE OUT

- Public Green Space & LEAP
- Cycleways and Footpaths
- Affordable Housing
- Local Equipped Area of Play
- Ecology Parkland / Parish Parkland

EXPLORE TEMPLE WOODS

KEY

	CAMBRIDGE 4 BEDROOM DETACHED HOME		MARLOW 4 BEDROOM DETACHED HOME
	CHESTER 4 BEDROOM DETACHED HOME		PORTMAN 3 & 4 BEDROOM TERRACED HOME
	HARLECH 4 BEDROOM DETACHED HOME		STRATFORD 4 BEDROOM DETACHED HOME
	KENSINGTON 4 BEDROOM TERRACED HOME		WINDSOR 4 BEDROOM DETACHED HOME
	LETCWORTH 3 BEDROOM SEMI DETACHED HOME		AFFORDABLE HOUSING

Affordable Housing:
Plots - 260-287 296-300

- V - Visitor Parking
- B/S - Bin Store
- S/S - Sub Station
- C/S - Cycle Store
- - Timber Frame



This plan is indicative and is intended for guidance only and does not form part of any contract or agreement, nor does it show ownership boundaries, easements or wayleaves and is subject to change. For specific details, other than general site layout, please liaise directly with our Sales Consultant.



HERITAGE

- REDROW -

THE CAMBRIDGE

FOUR BEDROOM DETACHED HOME

 **REDROW**



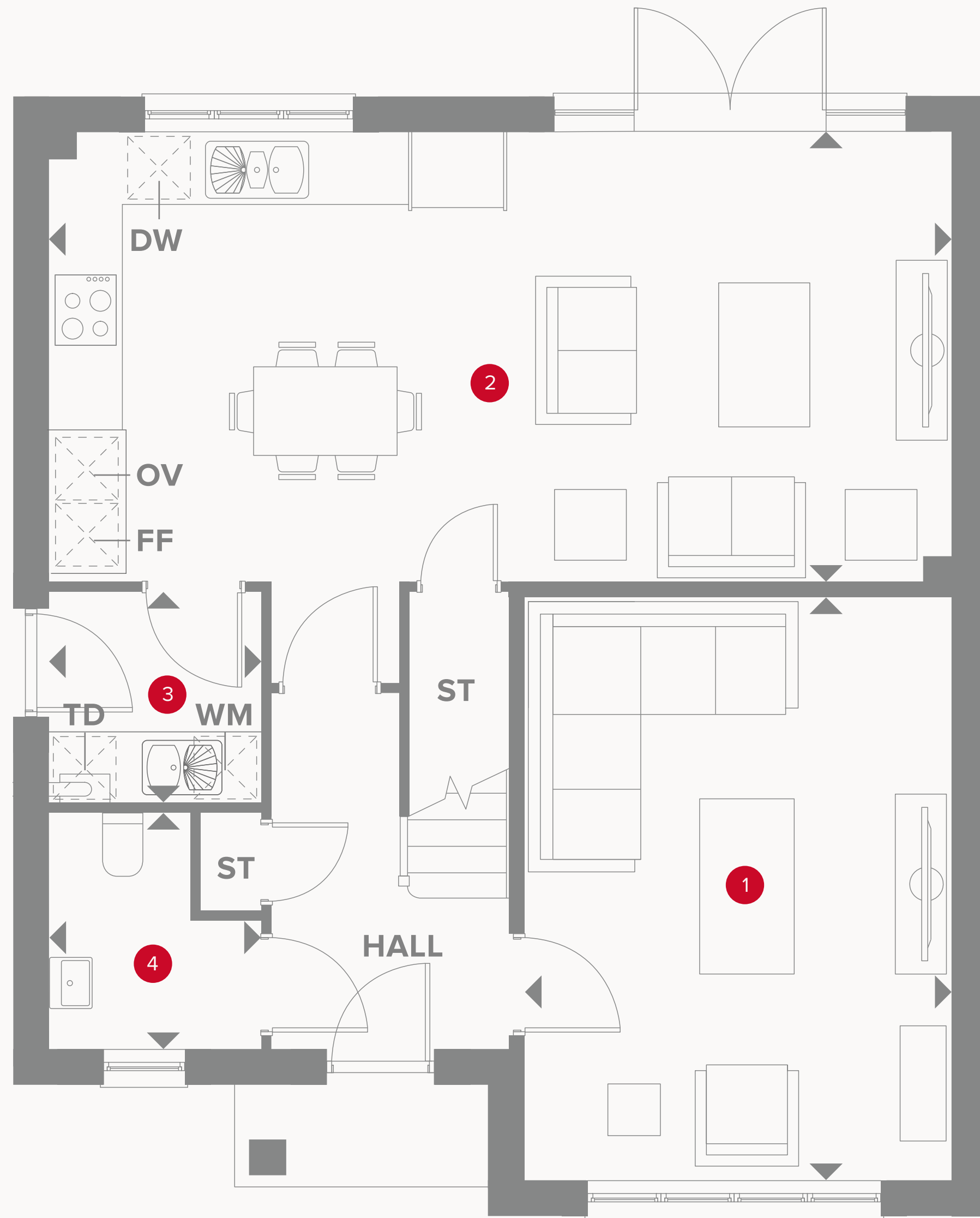
HERITAGE

- REDROW -

THE CAMBRIDGE

FOUR BEDROOM DETACHED HOME

 **REDROW**





THE CAMBRIDGE GROUND FLOOR

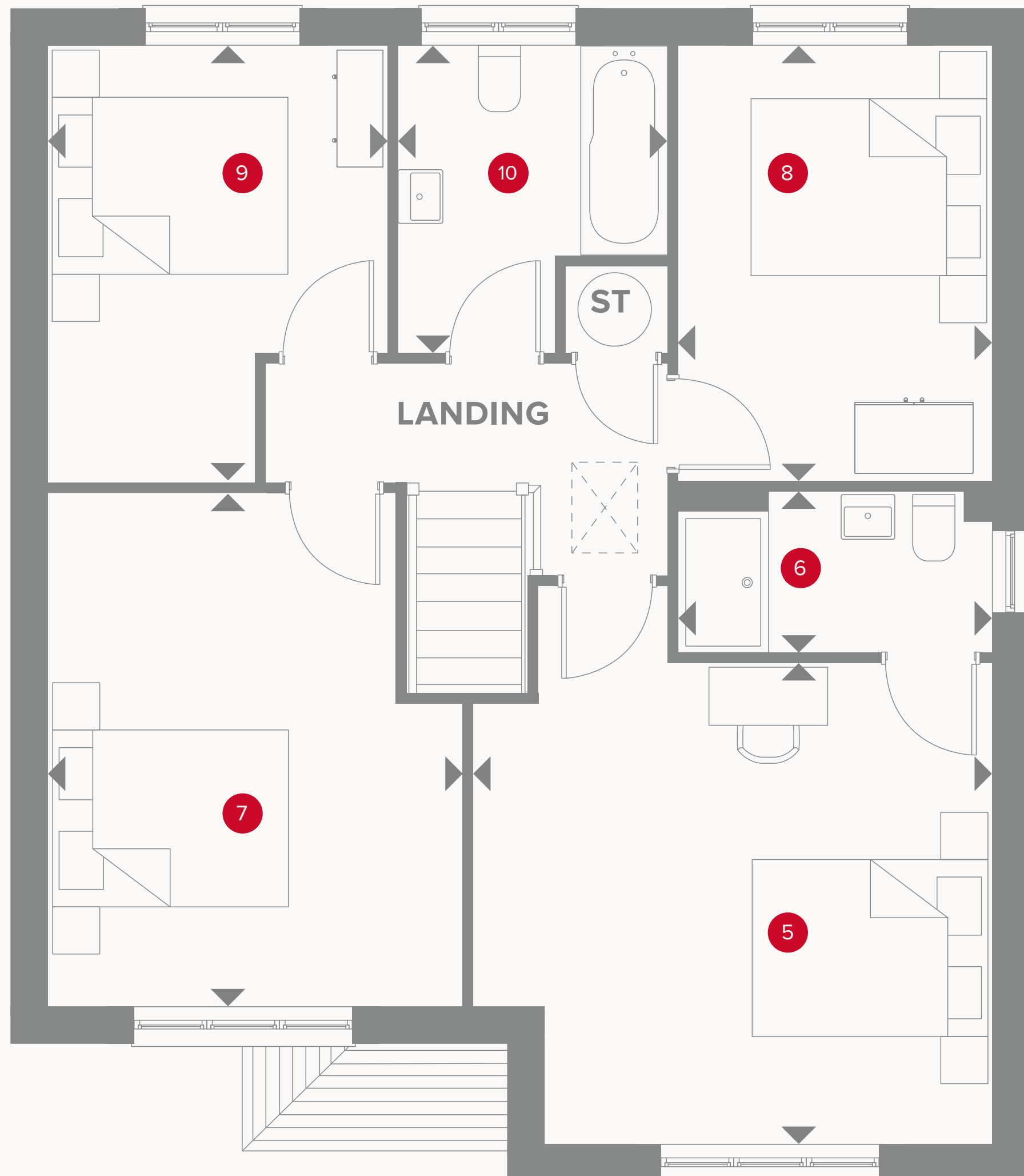
1	Lounge	16'3" x 11'11"	4.95 x 3.63 m
2	Kitchen/Dining/Family	25'2" x 12'6"	7.68 x 3.82 m
3	Utility	5'11" x 5'11"	1.81 x 1.80 m
4	Cloaks	6'6" x 5'11"	1.99 x 1.80 m



KEY

-  Hob
- OV** Oven
- FF** Fridge/freezer
- TD** Tumble dryer space

-  Dimensions start
- ST** Storage cupboard
- WM** Washing machine space
- DW** Dish washer space



THE CAMBRIDGE FIRST FLOOR

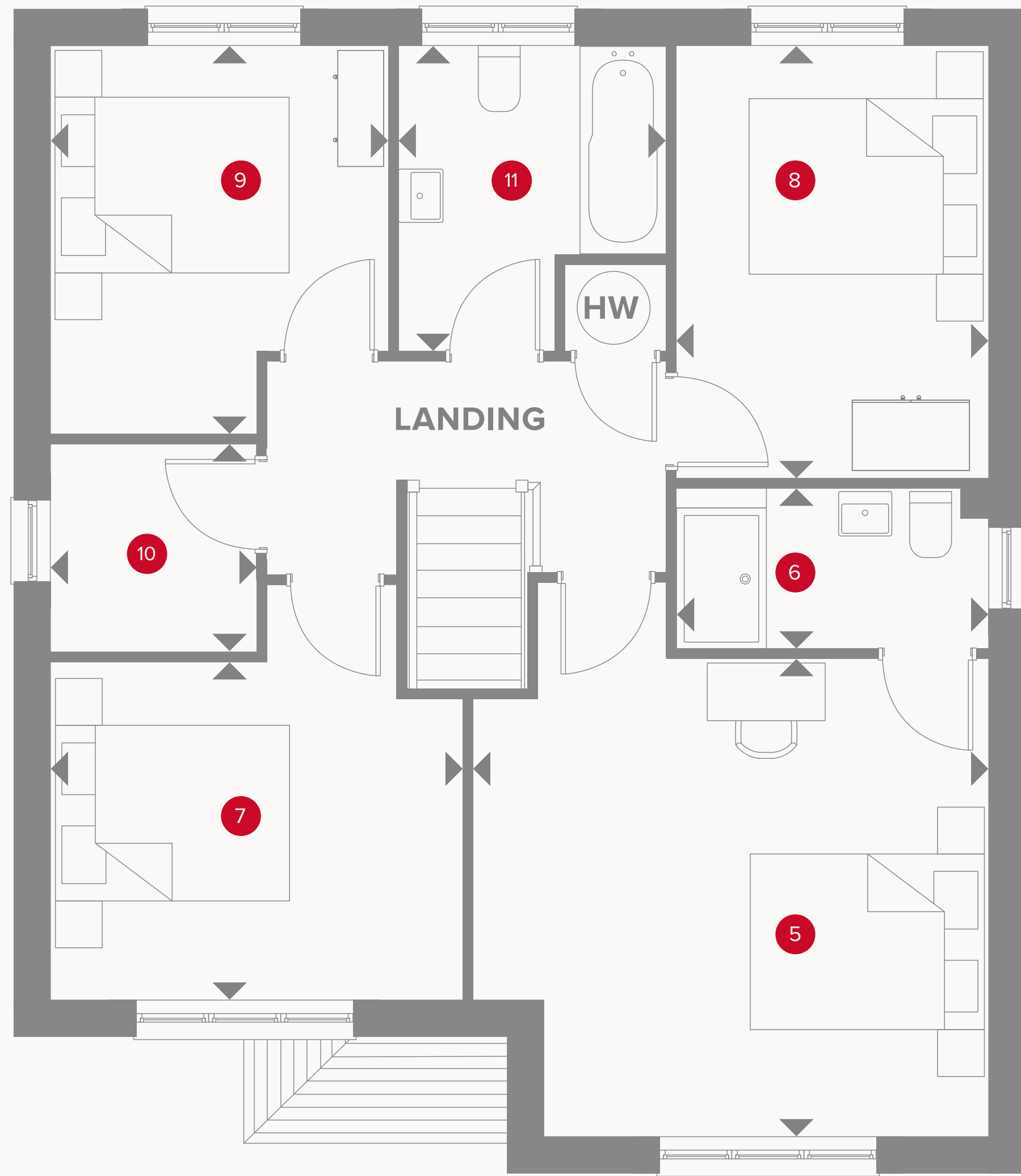
5	Bedroom 1	13'10" x 12'9"	4.22 x 3.89 m
6	En-suite	8'5" x 4'3"	2.56 x 1.30 m
7	Bedroom 2	13'9" x 11'1"	4.18 x 3.37 m
8	Bedroom 3	11'7" x 8'5"	3.52 x 2.56 m
9	Bedroom 4	11'7" x 9'1"	3.53 x 2.76 m
10	Bathroom	8'2" x 7'2"	2.49 x 2.19 m



Customers should note this illustration is an example of the Cambridge house type. All dimensions indicated are approximate and the furniture layout is for illustrative purposes only. Homes may be 'handed' (mirror image) versions of the illustrations, and may be detached, semi-detached or terraced. Materials used may differ from plot to plot including render and roof tile colours. Detailed plans and specifications are available for inspection for each plot at our Customer Experience Suite or Sales Centre during working hours and customers must check their individual specifications prior to making a reservation. Please note that the specification show in this plan may include optional upgrades from standard specification. Please speak with your Sales Consultant or visit MyRedrow for more information.

KEY

- ← Dimensions start
- HW Hot water cylinder



THE CAMBRIDGE FIRST FLOOR (STUDY UPGRADE)

5	Bedroom 1	13'9" x 12'8"	4.22 x 3.89 m
6	En-suite	8'5" x 4'3"	2.56 x 1.30 m
7	Bedroom 2	11'1" x 9'1"	3.37 x 2.77 m
8	Bedroom 3	11'7" x 8'5"	3.52 x 2.54 m
9	Bedroom 4	10'4" x 9'1"	3.15 x 2.76 m
10	Study	5'7" x 5'6"	1.70 x 1.68 m
11	Bathroom	8'2" x 7'2"	2.49 x 2.19 m



Customers should note this illustration is an example of the Cambridge house type. All dimensions indicated are approximate and the furniture layout is for illustrative purposes only. Homes may be 'handed' (mirror image) versions of the illustrations, and may be detached, semi-detached or terraced. Materials used may differ from plot to plot including render and roof tile colours. Detailed plans and specifications are available for inspection for each plot at our Customer Experience Suite or Sales Centre during working hours and customers must check their individual specifications prior to making a reservation. Please note that the specification show in this plan may include optional upgrades from standard specification. Please speak with your Sales Consultant or visit MyRedrow for more information.

KEY

- ← Dimensions start
- HW Hot water cylinder



HERITAGE

- REDROW -

THE CHESTER

FOUR BEDROOM DETACHED HOME

 **REDROW**



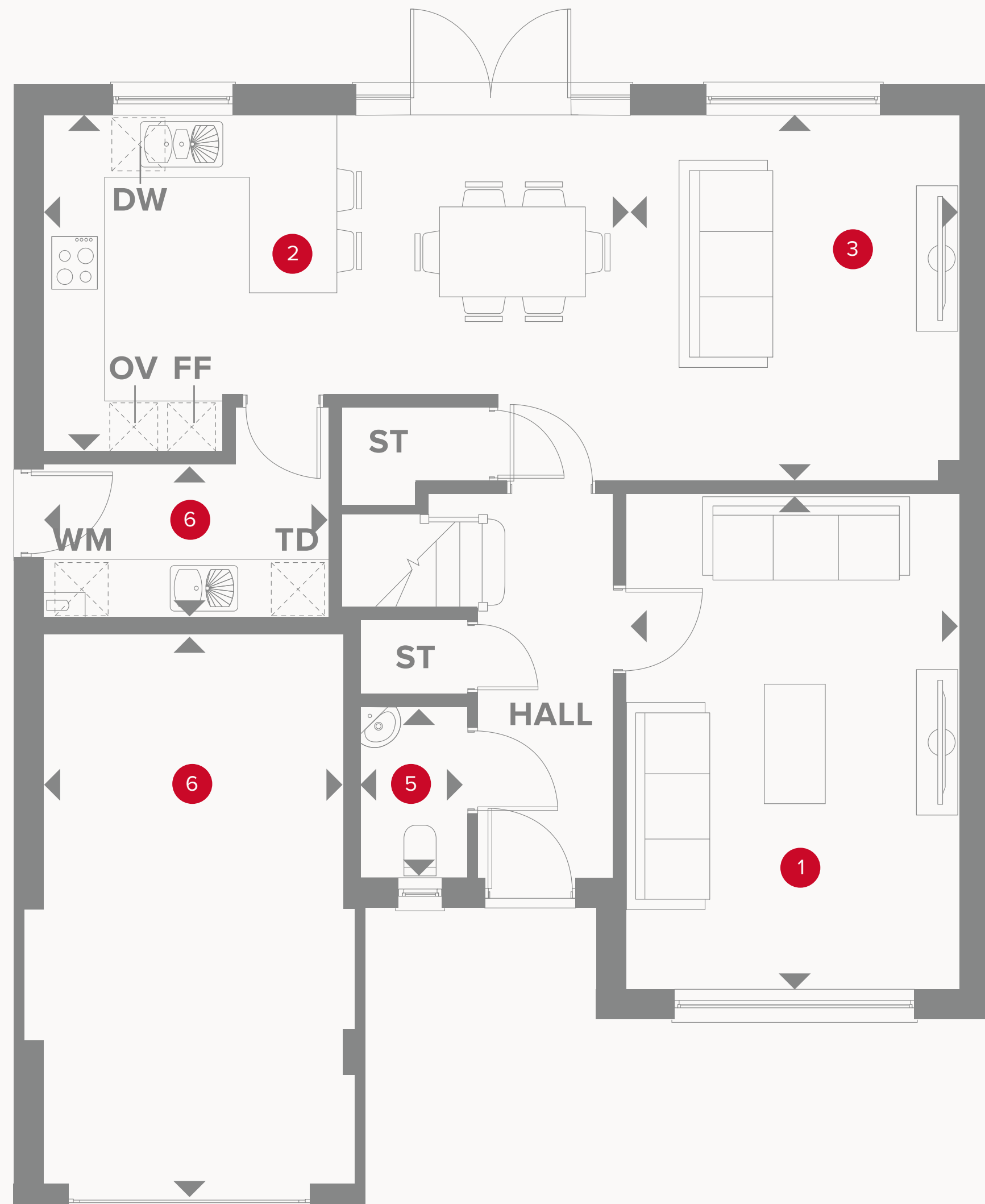
HERITAGE

- REDROW -

THE CHESTER

FOUR BEDROOM DETACHED HOME

 **REDROW**





THE CHESTER GROUND FLOOR

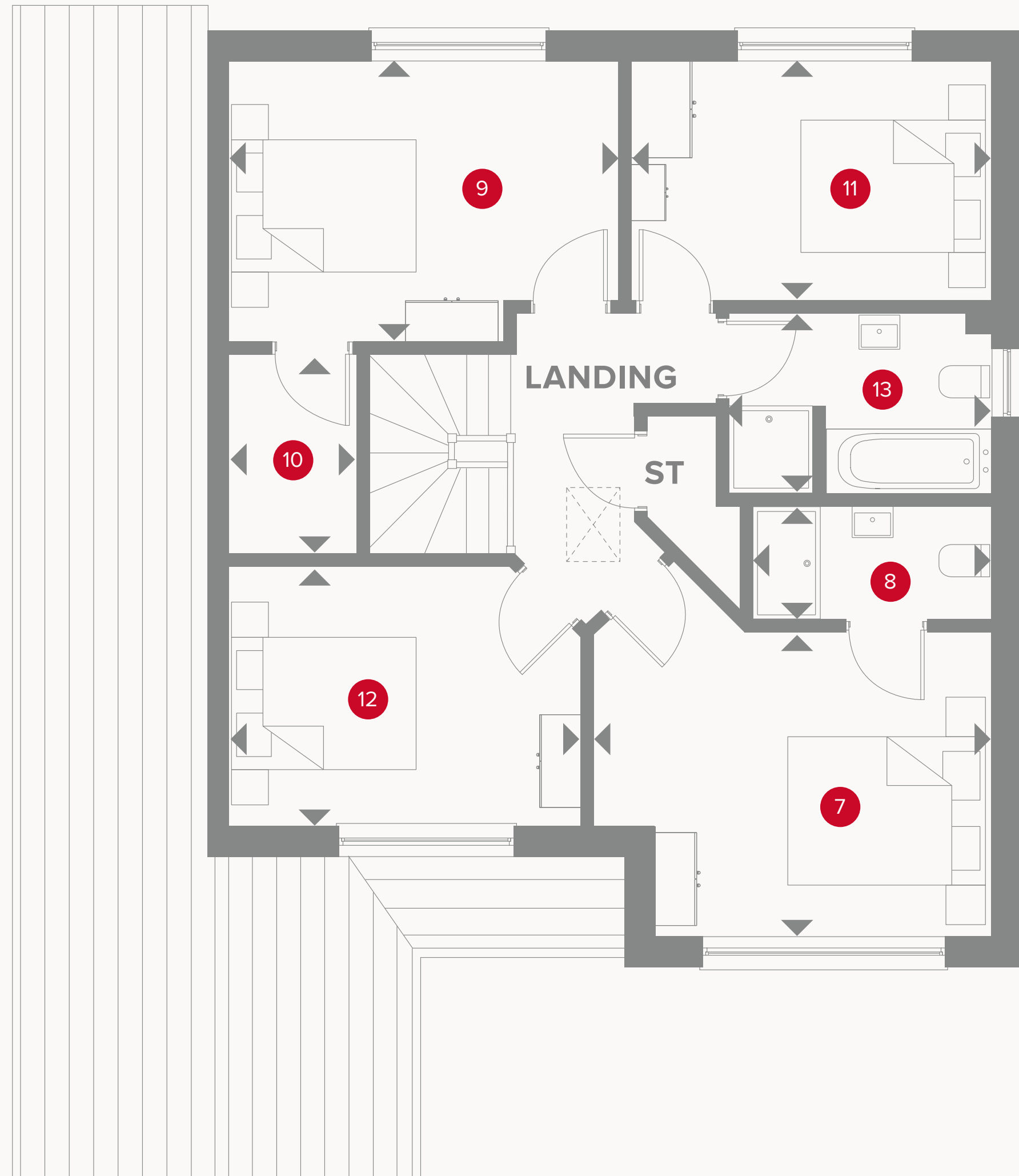
1	Lounge	16'5" x 11'2"	5.01 x 3.41 m
2	Kitchen/Dining	19'7" x 11'5"	5.96 x 3.48 m
3	Family	12'4" x 11'2"	3.76 x 3.41 m
4	Cloaks	5'10" x 3'8"	1.77 x 1.12 m
5	Utility	9'7" x 5'2"	2.92 x 1.57 m
6	Garage	19'0" x 10'1"	5.80 x 3.08 m



KEY

-  Hob
- OV** Oven
- FF** Fridge/freezer
- TD** Tumble dryer space

-  Dimensions start
- ST** Storage cupboard
- WM** Washing machine space
- DW** Dish washer space



THE CHESTER FIRST FLOOR

7	Bedroom 1	13'4" x 10'2"	4.07 x 3.11 m
8	En-suite	8'0" x 3'11"	2.44 x 1.20 m
9	Bedroom 2	13'1" x 9'5"	3.99 x 2.88 m
10	Wardrobe	6'9" x 4'4"	2.07 x 1.32 m
11	Bedroom 3	12'0" x 8'1"	3.66 x 2.46 m
12	Bedroom 4	11'10" x 8'9"	3.61 x 2.67 m
13	Bathroom	8'10" x 6'1"	2.69 x 1.86 m



Customers should note this illustration is an example of the Chester house type. All dimensions indicated are approximate and the furniture layout is for illustrative purposes only. Homes may be 'handed' (mirror image) versions of the illustrations, and may be detached, semi-detached or terraced. Materials used may differ from plot to plot including render and roof tile colours. Detailed plans and specifications are available for inspection for each plot at our Customer Experience Suite or Sales Centre during working hours and customers must check their individual specifications prior to making a reservation. Please note that the specification show in this plan may include optional upgrades from standard specification. Please speak with your Sales Consultant or visit MyRedrow for more information.

KEY

- ← Dimensions start
- HW Hot water cylinder



HERITAGE

- REDROW -

THE HARLECH

FOUR BEDROOM DETACHED HOME

 **REDROW**



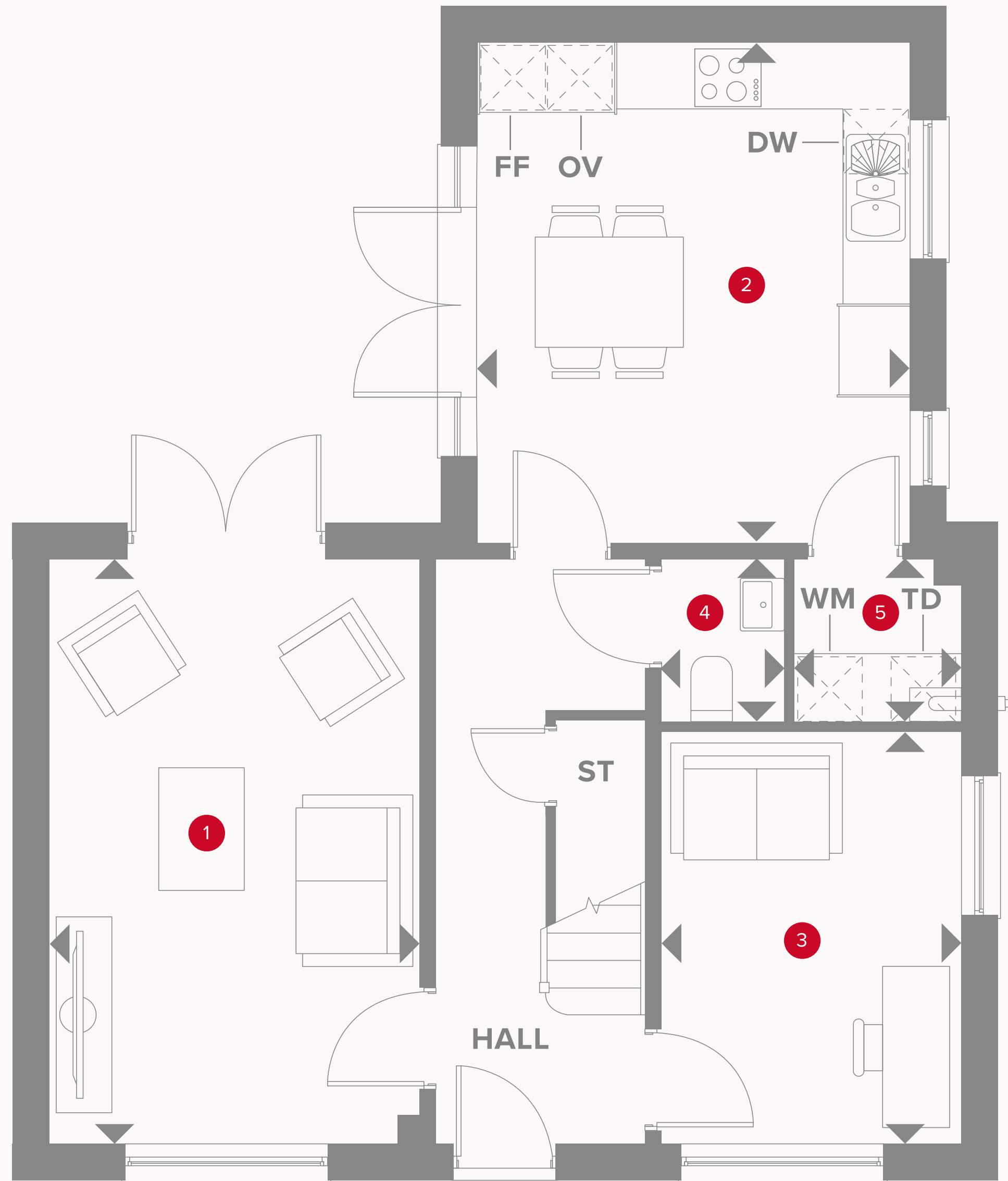
HERITAGE

- REDROW -

THE HARLECH

FOUR BEDROOM DETACHED HOME

 **REDROW**





THE HARLECH GROUND FLOOR

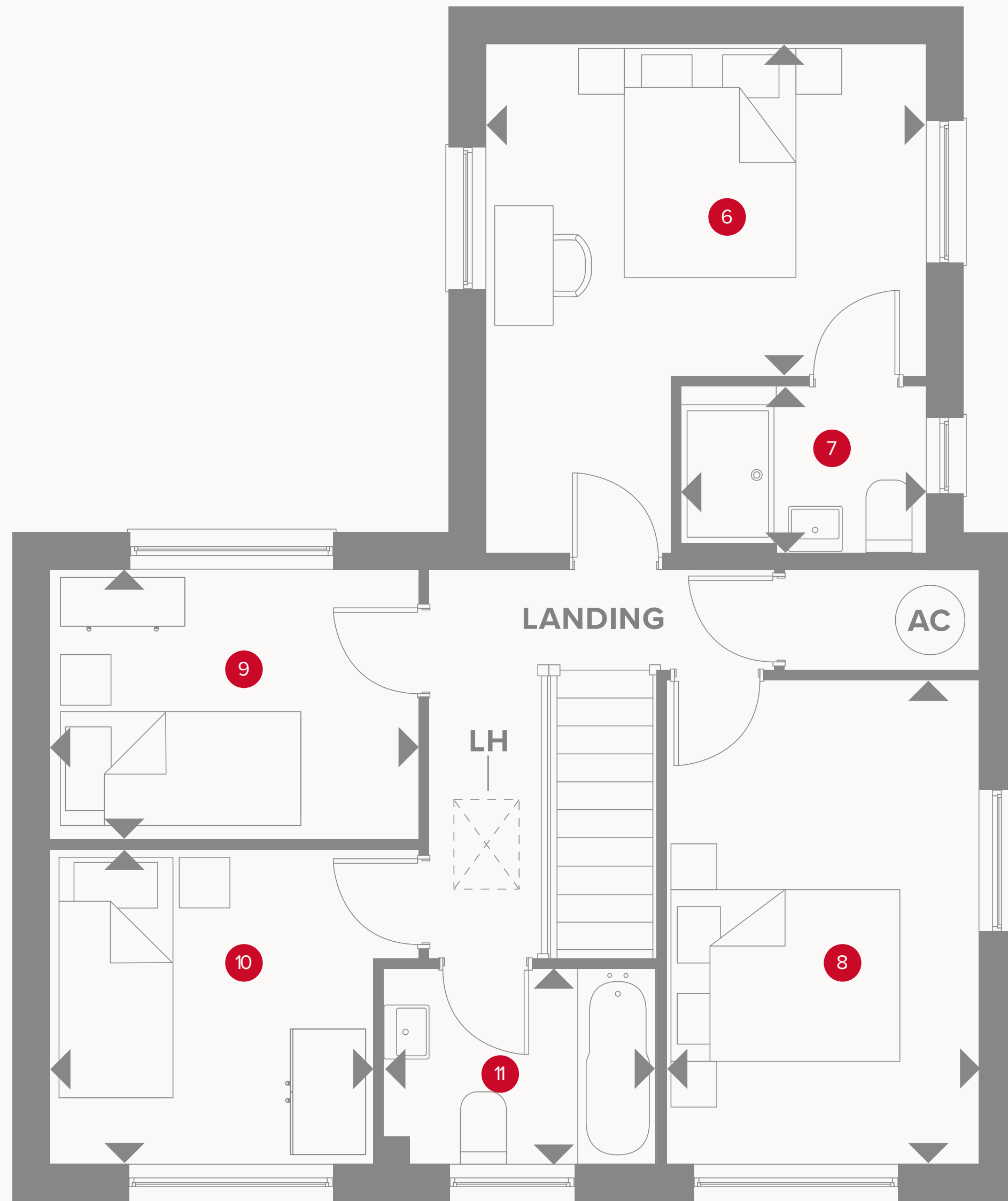
1	Lounge	17'1" x 10'10"	5.21 x 3.31 m
2	Kitchen	14'8" x 12'8"	4.46 x 3.86 m
3	Family/Study	8'7" x 11'9"	2.66 x 3.65m
4	Cloaks	4'9" x 3'7"	1.44 x 1.08 m
5	Laundry	4'10" x 4'9"	1.44 x 1.08 m



KEY

-  Hob
- OV** Oven
- FF** Fridge/freezer
- DW** Dishwasher space

-  Dimensions start
- ST** Storage cupboard
- WM** Washing machine space
- TD** Tumble dryer space



THE HARLECH FIRST FLOOR

6	Bedroom 1	12'8" x 9'6"	3.86 x 2.92 m
7	En-suite	7'1" x 4'9"	2.16 x 1.44 m
8	Bedroom 2	13'11" x 8'11"	4.23 x 2.73 m
9	Bedroom 3	10'8" x 7'9"	3.24 x 2.37 m
10	Bedroom 4	9'4" x 9'0"	2.84 x 2.75 m
11	Bathroom	7'10" x 5'7"	2.39 x 1.71 m



Customers should note this illustration is an example of the Harlech house type. All dimensions indicated are approximate and the furniture layout is for illustrative purposes only. Homes may be 'handed' (mirror image) versions of the illustrations, and may be detached, semi-detached or terraced. Materials used may differ from plot to plot including render and roof tile colours. Detailed plans and specifications are available for inspection for each plot at our Customer Experience Suite or Sales Centre during working hours and customers must check their individual specifications prior to making a reservation. Please note that the specification show in this plan may include optional upgrades from standard specification. Please speak with your Sales Consultant or visit MyRedrow for more information.

KEY

- ◀ Dimensions start
- LH Lost hatch



HERITAGE

- REDROW -

THE KENSINGTON

FOUR BEDROOM END-TERRACED HOME

 **REDROW**



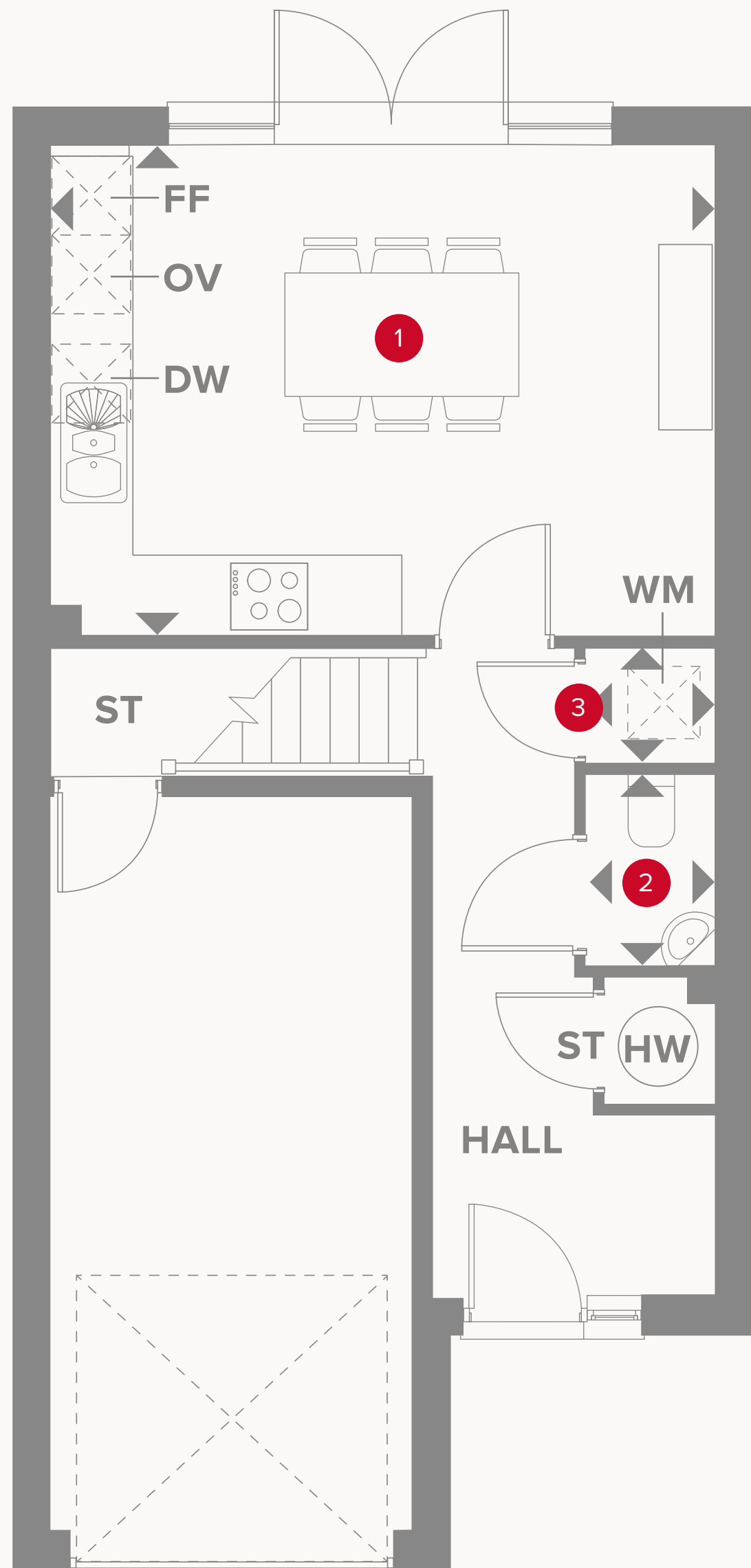
HERITAGE

- REDROW -

THE KENSINGTON

FOUR BEDROOM END-TERRACED HOME

 **REDROW**





THE KENSINGTON GROUND FLOOR

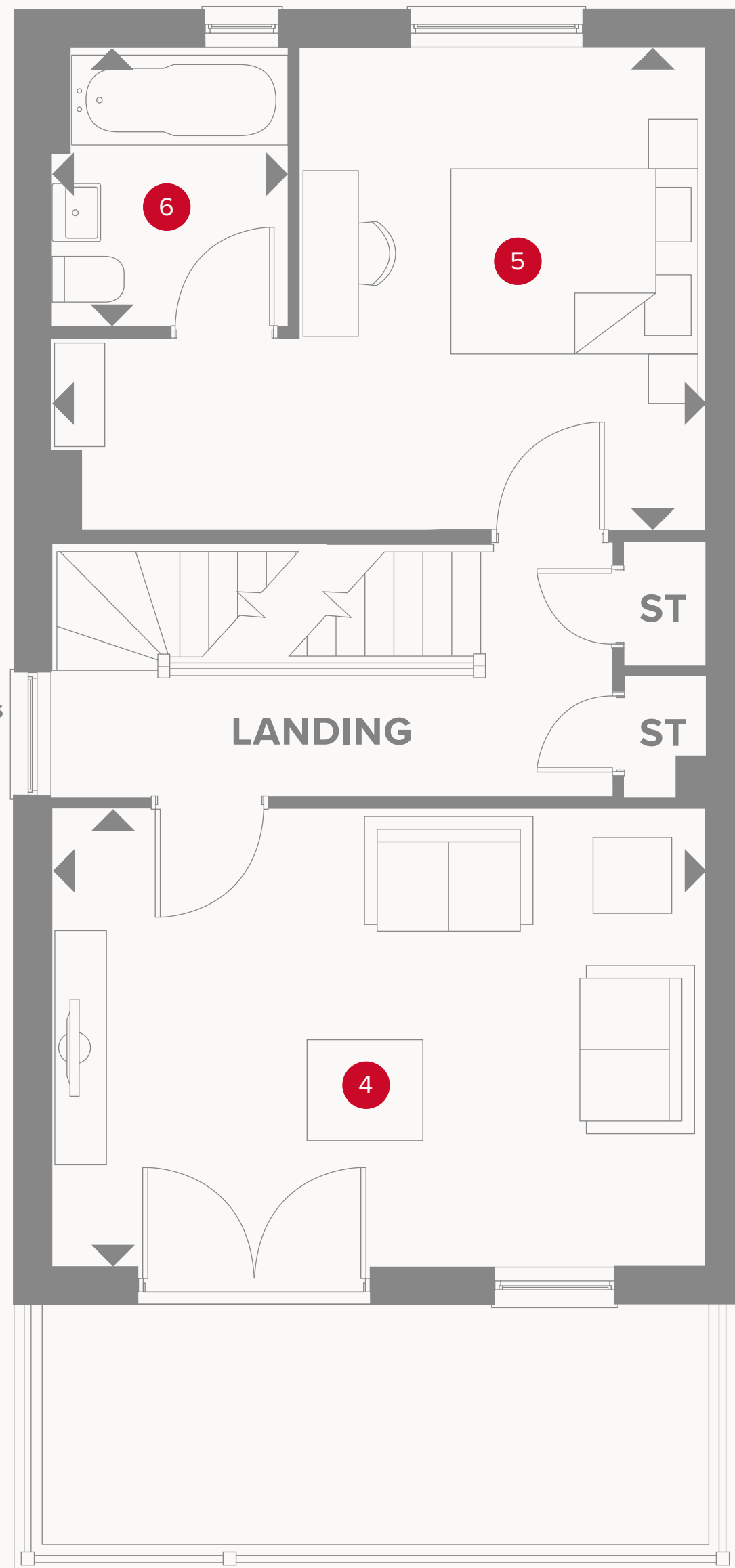
1	Kitchen/Dining	16'7" x 12'3"	5.11 x 3.77 m
2	Cloaks	4'9" x 3'2"	1.48 x 0.97 m
3	Laundry	3'2" x 3'0"	0.97 x 0.90 m



KEY

 Hob
OV Oven
FF Fridge/freezer
 Dimensions start

ST Storage cupboard
WM Washing machine space
DW Dish washer space
HW Hot water cylinder



THE KENSINGTON FIRST FLOOR

4	Lounge	16'8" x 11'8"	5.11 x 3.59 m
5	Bedroom 1	16'8" x 12'4"	5.11 x 3.77 m
6	Ensuite 1	7'3" x 6'1"	2.20 x 1.86 m

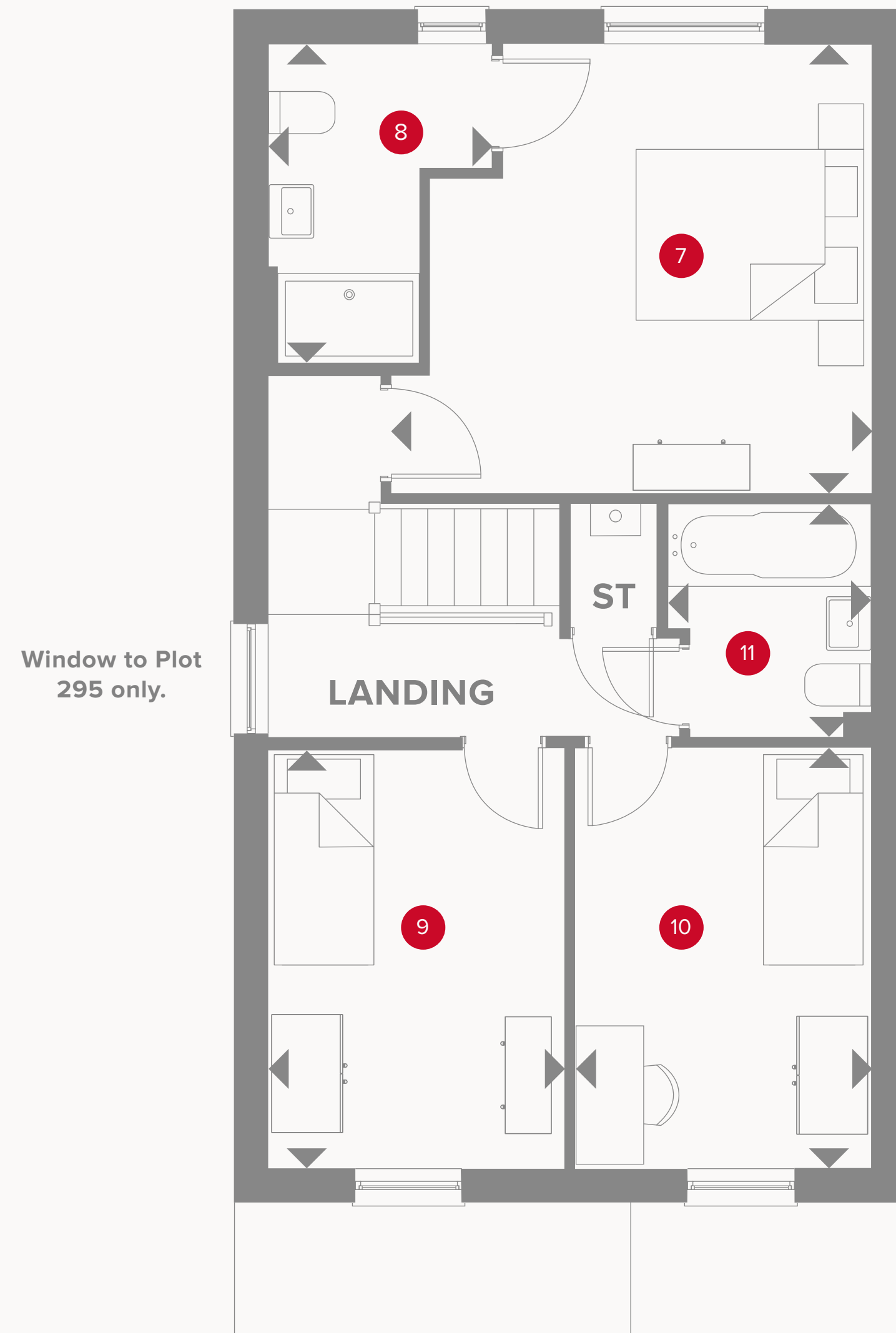


KEY

- ◀ Dimensions start
- ST Storage cupboard

THE KENSINGTON SECOND FLOOR

7	Bedroom 2	13'4" x 12'6"	4.08 x 3.82 m
8	Ensuite 2	8'9" x 6'2"	2.71 x 1.90 m
9	Bedroom 3	11'8" x 8'3"	3.58 x 2.52 m
10	Bedroom 4	11'8" x 8'3"	3.58 x 2.52 m
11	Bathroom	6'4" x 5'6"	1.96 x 1.72 m



Customers should note this illustration is an example of the Kensington End house type. All dimensions indicated are approximate and the furniture layout is for illustrative purposes only. Homes may be 'handed' (mirror image) versions of the illustrations, and may be detached, semi-detached or terraced. Materials used may differ from plot to plot including render and roof tile colours. Detailed plans and specifications are available for inspection for each plot at our Customer Experience Suite or Sales Centre during working hours and customers must check their individual specifications prior to making a reservation. Please note that the specification show in this plan may include optional upgrades from standard specification. Please speak with your Sales Consultant or visit MyRedrow for more information.

KEY

- ← Dimensions start
- ST Storage cupboard



HERITAGE

- REDROW -

THE KENSINGTON

FOUR BEDROOM MID-TERRACED HOME

 **REDROW**



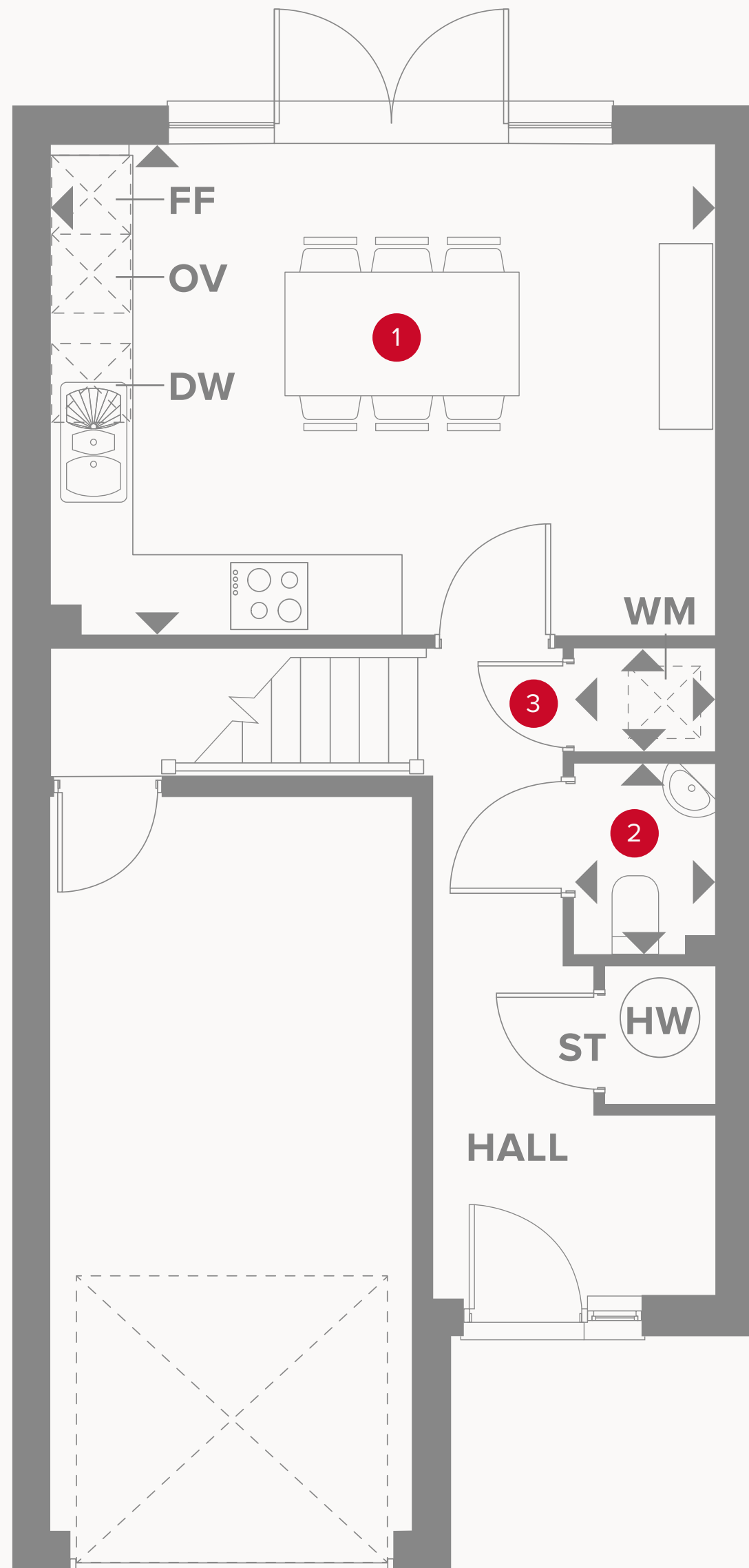
HERITAGE

- REDROW -

THE KENSINGTON

FOUR BEDROOM MID-TERRACED HOME

 **REDROW**





THE KENSINGTON GROUND FLOOR

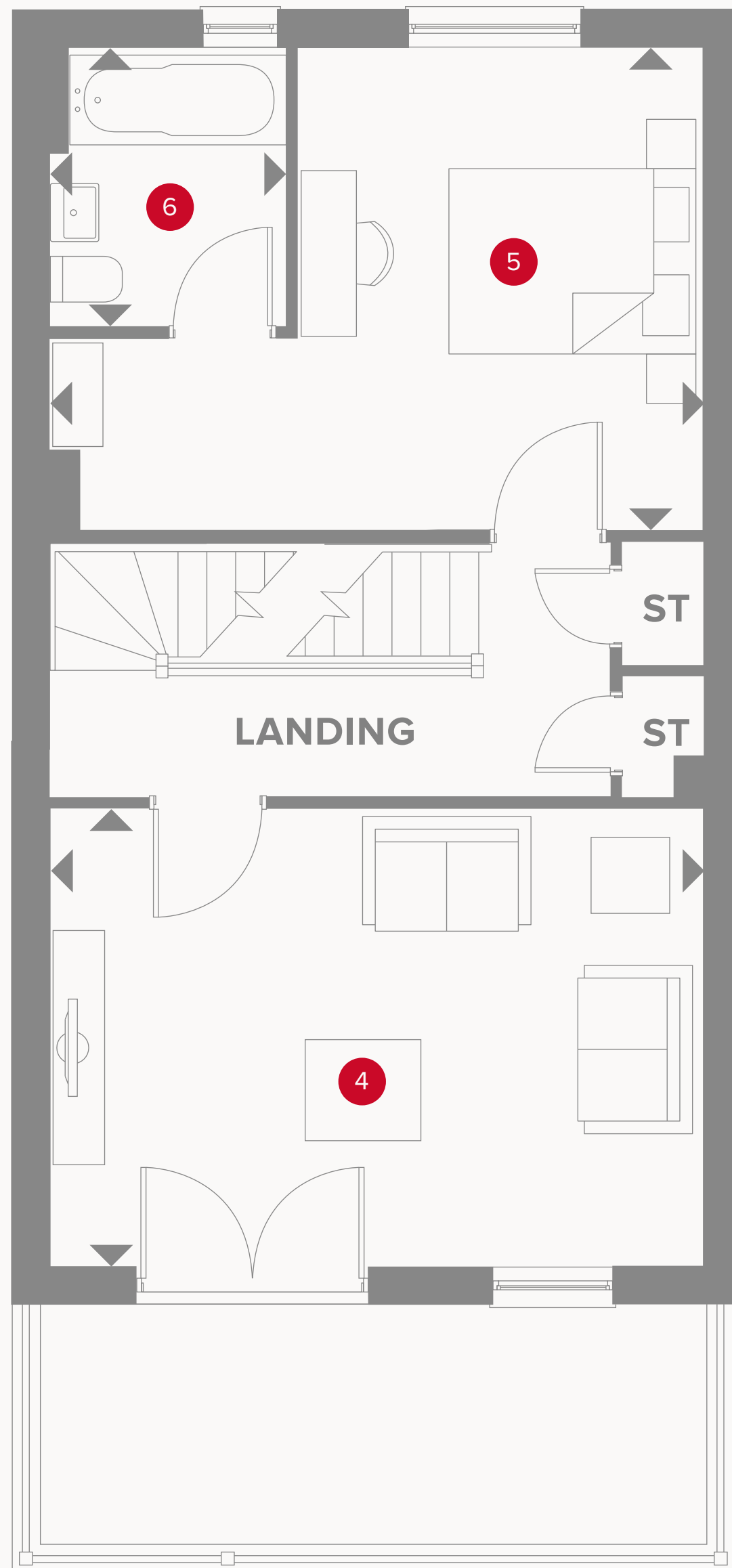
1	Kitchen/Dining	16'7" x 12'3"	5.11 x 3.77 m
2	Cloaks	4'9" x 3'2"	1.48 x 0.97 m
3	Laundry	3'2" x 3'0"	0.97 x 0.90 m



KEY

-  Hob
- OV** Oven
- FF** Fridge/freezer
-  Dimensions start

- ST** Storage cupboard
- WM** Washing machine space
- DW** Dish washer space
- HW** Hot water cylinder



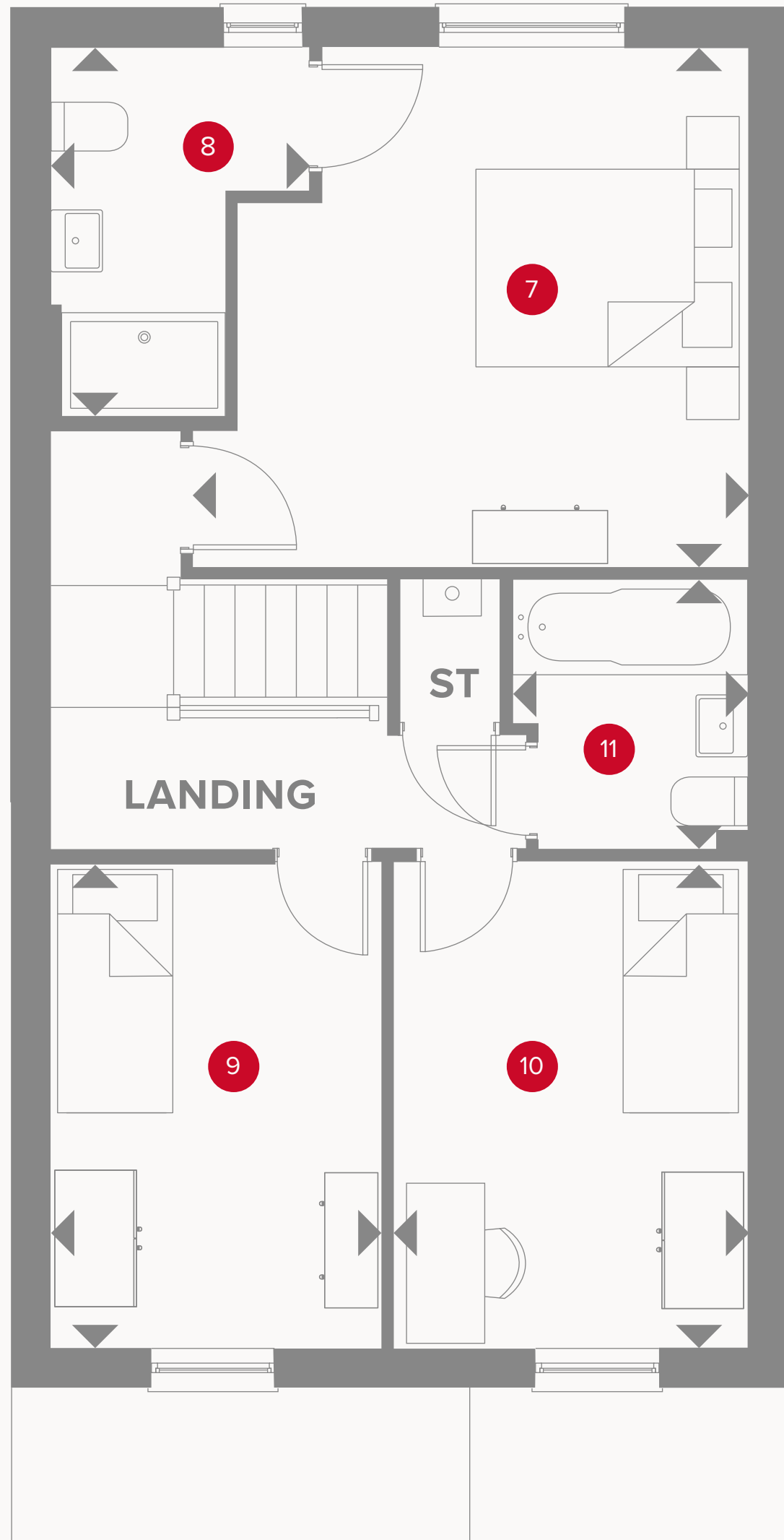
THE KENSINGTON FIRST FLOOR

4	Lounge	16'8" x 11'8"	5.11 x 3.59 m
5	Bedroom 1	16'8" x 12'4"	5.11 x 3.77 m
6	Ensuite 1	7'2" x 6'1"	2.20 x 1.86 m



KEY

- ◀ Dimensions start
- ST Storage cupboard



THE KENSINGTON SECOND FLOOR

7	Bedroom 2	13'4" x 12'6"	4.08 x 3.82 m
8	Ensuite 2	8'9" x 6'2"	2.71 x 1.90 m
9	Bedroom 3	11'8" x 8'3"	3.58 x 2.52 m
10	Bedroom 4	11'8" x 8'3"	3.58 x 2.52 m
11	Bathroom	6'4" x 5'6"	1.96 x 1.72 m



Customers should note this illustration is an example of the Kensington Mid house type. All dimensions indicated are approximate and the furniture layout is for illustrative purposes only. Homes may be 'handed' (mirror image) versions of the illustrations, and may be detached, semi-detached or terraced. Materials used may differ from plot to plot including render and roof tile colours. Detailed plans and specifications are available for inspection for each plot at our Customer Experience Suite or Sales Centre during working hours and customers must check their individual specifications prior to making a reservation. Please note that the specification show in this plan may include optional upgrades from standard specification. Please speak with your Sales Consultant or visit MyRedrow for more information.

KEY

- ◀ Dimensions start
- ST Storage cupboard



HERITAGE

- REDROW -

THE LETCHWORTH

THREE BEDROOM SEMI-DETACHED HOME

 **REDROW**



HERITAGE

- REDROW -

THE LETCHWORTH

THREE BEDROOM SEMI-DETACHED HOME

 **REDROW**



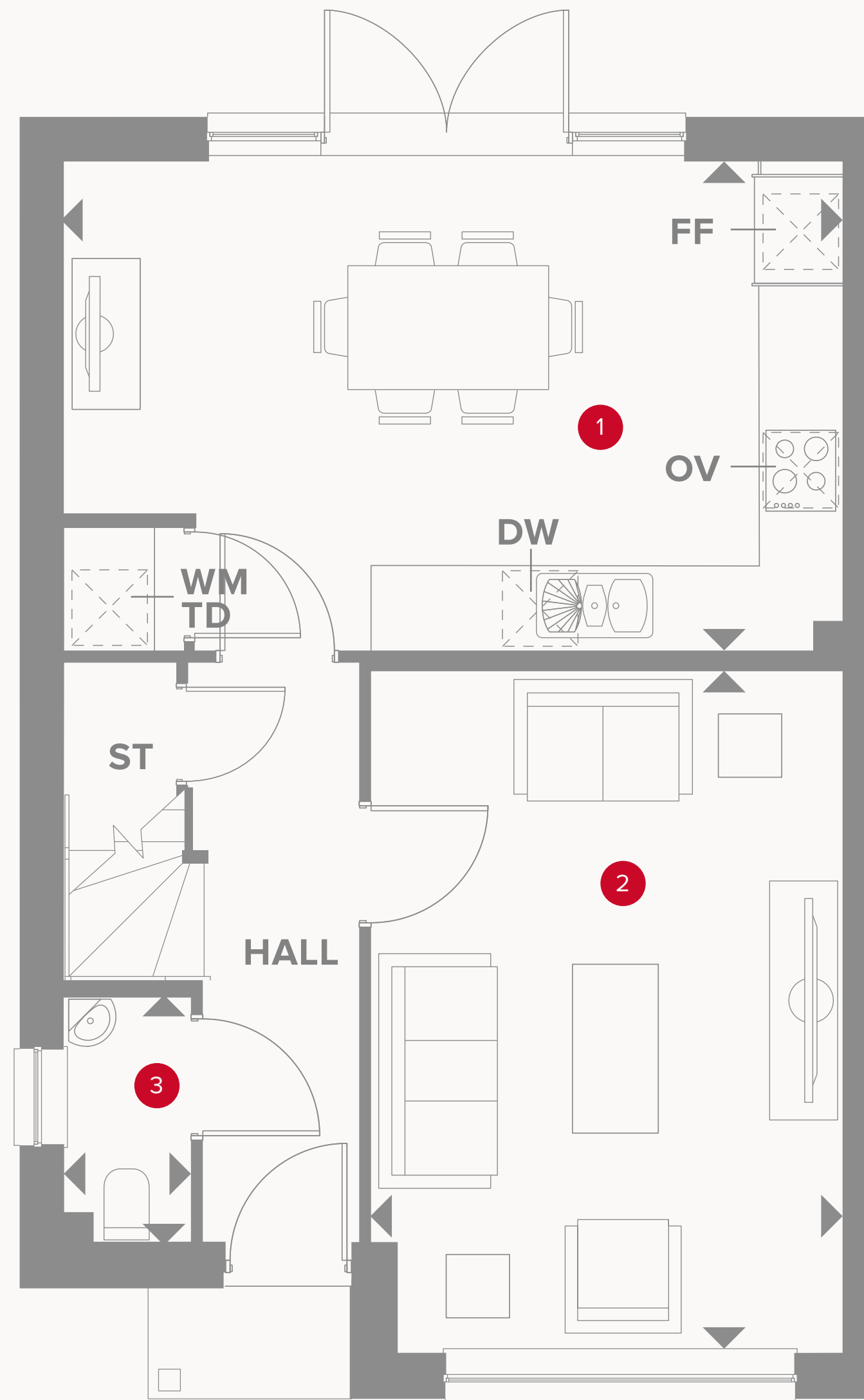
HERITAGE

- REDROW -

THE LETCHWORTH

THREE BEDROOM SEMI-DETACHED HOME

 **REDROW**





THE LETCHWORTH GROUND FLOOR

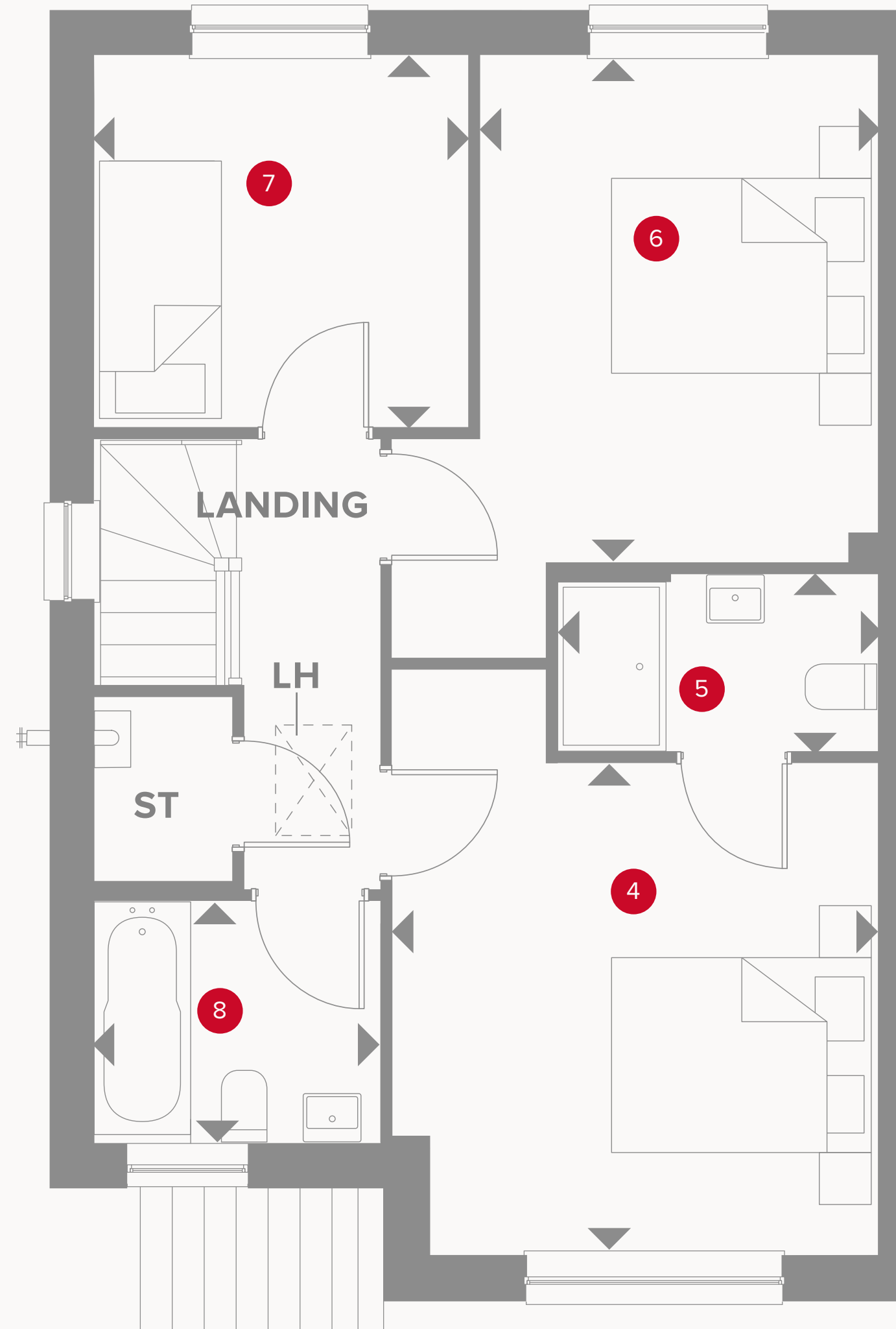
1	Kitchen/Dining	15'11" x 11'0"	4.84 x 3.35 m
2	Lounge	18'2" x 11'5"	5.53 x 3.48 m
3	Cloaks	5'9" x 2'11"	1.76 x 0.90 m



KEY

-  Hob
- OV** Oven
- FF** Fridge/freezer
- TD** Tumble dryer space

-  Dimensions start
- ST** Storage cupboard
- WM** Washing machine space
- DW** Dish washer space



THE LETCHWORTH FIRST FLOOR

4	Bedroom 1	11'5" x 11'3"	3.47 x 3.43 m
5	En-suite	7'5" x 4'1"	2.26 x 1.25 m
6	Bedroom 2	11'9" x 9'3"	3.58 x 2.81 m
7	Bedroom 3	8'8" x 8'7"	2.64 x 2.62 m
8	Bathroom	6'7" x 5'7"	2.01 x 1.71 m



Customers should note this illustration is an example of the Letchworth house type. All dimensions indicated are approximate and the furniture layout is for illustrative purposes only. Homes may be 'handed' (mirror image) versions of the illustrations, and may be detached, semi-detached or terraced. Materials used may differ from plot to plot including render and roof tile colours. Detailed plans and specifications are available for inspection for each plot at our Customer Experience Suite or Sales Centre during working hours and customers must check their individual specifications prior to making a reservation. Please note that the specification show in this plan may include optional upgrades from standard specification. Please speak with your Sales Consultant or visit MyRedrow for more information.

KEY

- ← Dimensions start
- HW Hot water cylinder



HERITAGE

- REDROW -

THE MARLOW

FOUR BEDROOM DETACHED HOME

 **REDROW**



HERITAGE

- REDROW -

THE MARLOW

FOUR BEDROOM DETACHED HOME

 **REDROW**



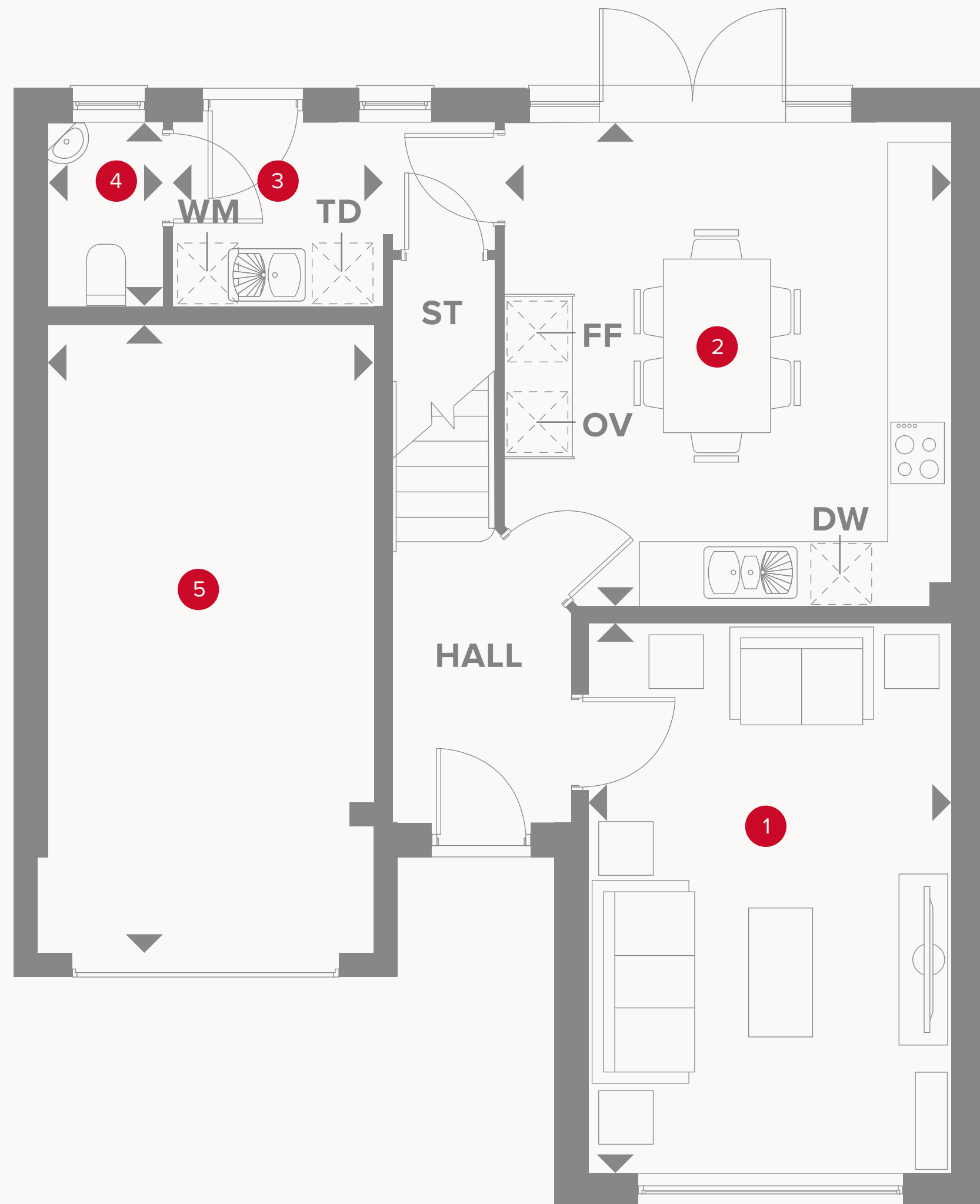
HERITAGE

- REDROW -

THE MARLOW

FOUR BEDROOM DETACHED HOME

 **REDROW**





THE MARLOW GROUND FLOOR

1	Lounge	16'10" x 11'1"	5.14 x 3.41 m
2	Kitchen/Dining	14'8" x 13'7"	4.53 x 4.19 m
3	Utility	9'10" x 5'6"	3.00 x 1.72 m
4	Cloaks	5'6" x 3'6"	1.72 x 1.10 m
5	Garage	19'11" x 10'1"	6.06 x 3.08 m

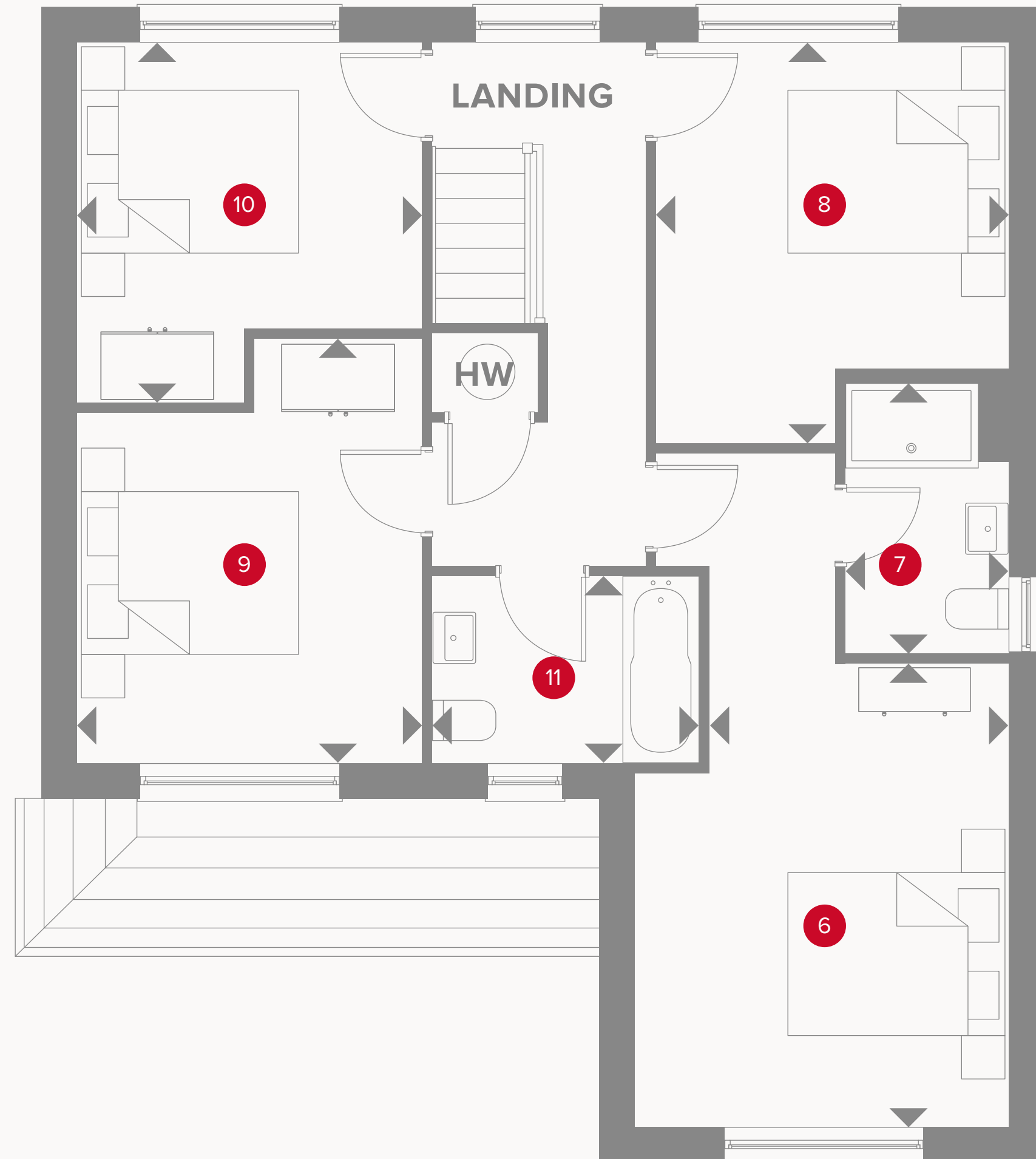


KEY

-  Hob
- OV** Oven
- FF** Fridge/freezer
- TD** Tumble dryer space

-  Dimensions start
- ST** Storage cupboard
- WM** Washing machine space
- DW** Dish washer space

THE MARLOW FIRST FLOOR



6	Bedroom 1	13'8" x 11'2"	4.17 x 3.41 m
7	En-suite	8'1" x 4'11"	2.46 x 1.50 m
8	Bedroom 2	12'0" x 10'6"	3.66 x 3.21 m
9	Bedroom 3	12'6" x 10'2"	3.86 x 3.13 m
10	Bedroom 4	10'9" x 10'2"	3.27 x 3.13 m
11	Bathroom	7'3" x 5'7"	2.22 x 1.71 m



Customers should note this illustration is an example of the Marlow house type. All dimensions indicated are approximate and the furniture layout is for illustrative purposes only. Homes may be 'handed' (mirror image) versions of the illustrations, and may be detached, semi-detached or terraced. Materials used may differ from plot to plot including render and roof tile colours. Detailed plans and specifications are available for inspection for each plot at our Customer Experience Suite or Sales Centre during working hours and customers must check their individual specifications prior to making a reservation. Please note that the specification show in this plan may include optional upgrades from standard specification. Please speak with your Sales Consultant or visit MyRedrow for more information.

KEY

- ◀ Dimensions start
- HW Hot water cylinder



HERITAGE

- REDROW -

THE PORTMAN

FOUR BEDROOM END-TERRACED HOME

 **REDROW**



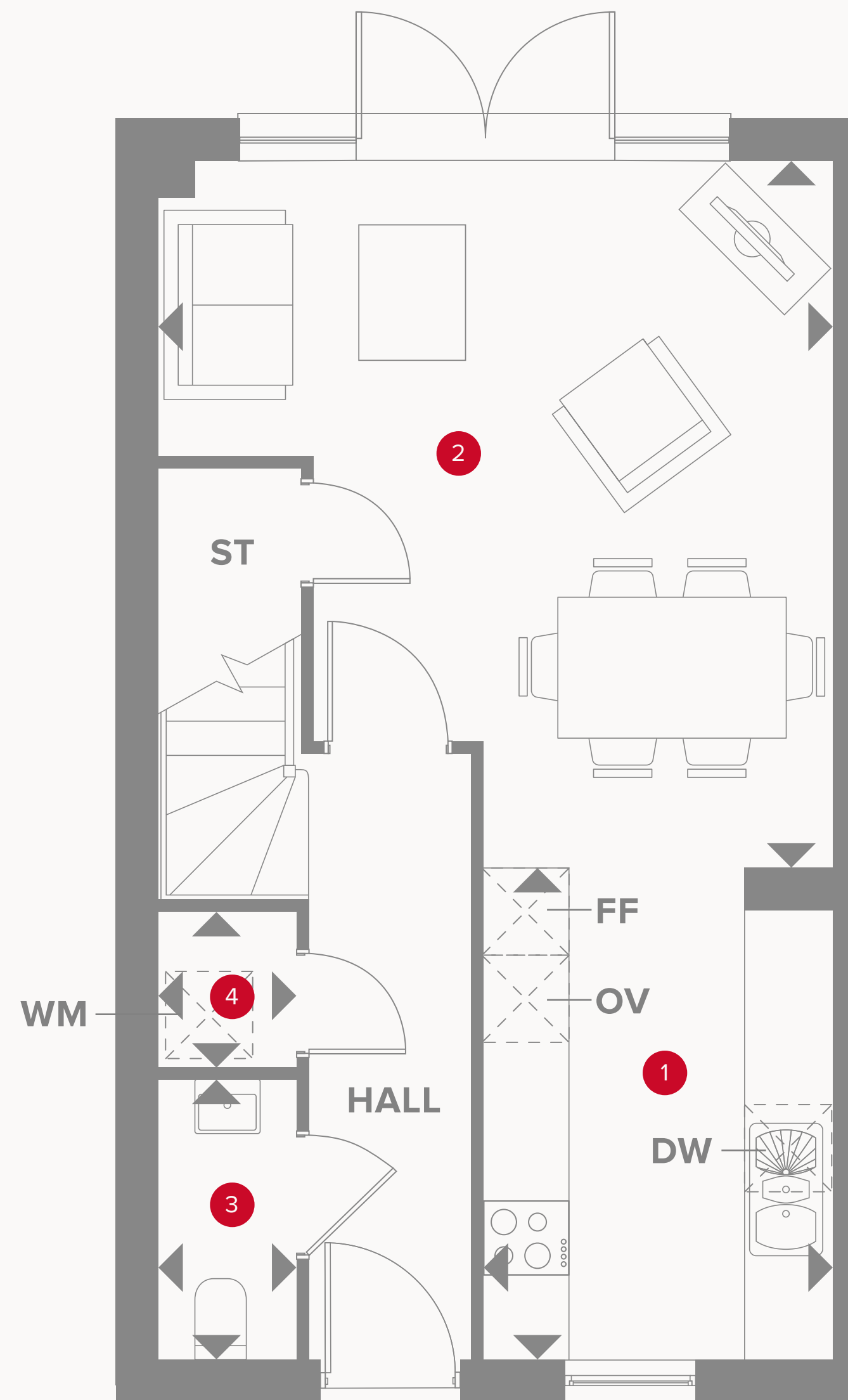
HERITAGE

- REDROW -

THE PORTMAN

FOUR BEDROOM END-TERRACED HOME

 **REDROW**





THE PORTMAN GROUND FLOOR

1	Kitchen	11'2" x 8'0"	3.41 x 2.45 m
2	Lounge/Dining	16'1" x 15'4"	4.90 x 4.70 m
3	Cloaks	6'4" x 3'2"	1.96 x 0.98 m
4	Laundry	3'6" x 3'2"	1.10 x 0.98 m



KEY

-  Hob
- OV** Oven
- FF** Fridge/freezer
-  Dimensions start

- ST** Storage cupboard
- WM** Washing machine space
- DW** Dish washer space

Door to
Plot 303 only.

Window to
Plot 307 only.



THE PORTMAN FIRST FLOOR

5 Lounge	15'4" x 10'2"	4.70 x 3.13 m
6 Bedroom 1	13'8" x 8'6"	4.23 x 2.58 m
7 En-suite 1	6'7" x 6'8"	2.05 x 2.06 m



KEY

- ◀ Dimensions start
- ST Storage cupboard
- HW Hot water cylinder

THE PORTMAN SECOND FLOOR

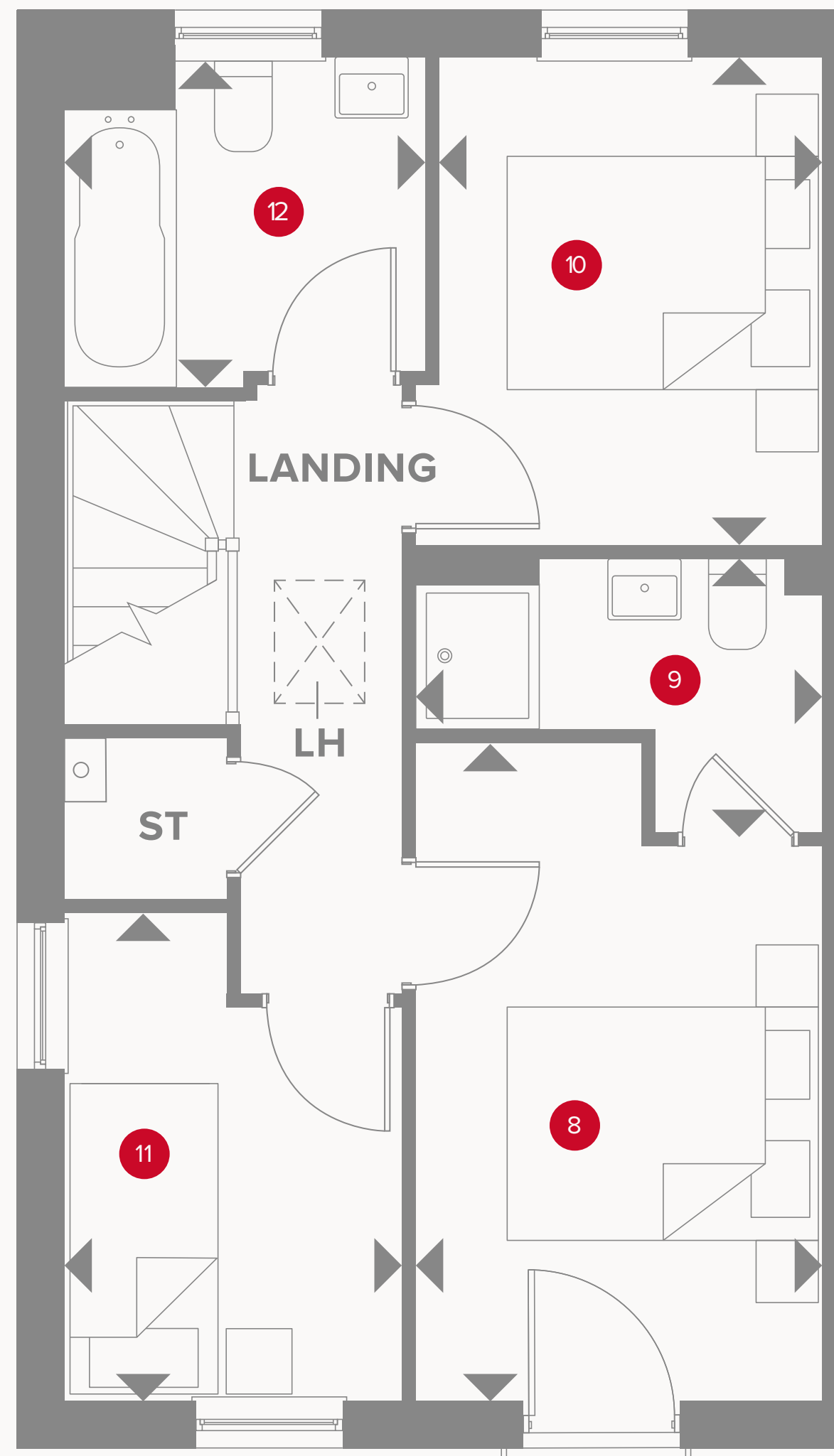
8	Bedroom 2	11'3" x 8'3"	3.45 x 2.53 m
9	Ensuite 2	8'3" x 5'6"	2.53 x 1.72 m
10	Bedroom 3	9'9" x 7'8"	3.04 x 2.38 m
11	Bedroom 4/Study	9'9" x 6'8"	3.03 x 2.10 m
12	Bathroom	7'3" x 6'7"	2.25 x 2.06 m



Customers should note this illustration is an example of the Portman End house type. All dimensions indicated are approximate and the furniture layout is for illustrative purposes only. Homes may be 'handed' (mirror image) versions of the illustrations, and may be detached, semi-detached or terraced. Materials used may differ from plot to plot including render and roof tile colours. Detailed plans and specifications are available for inspection for each plot at our Customer Experience Suite or Sales Centre during working hours and customers must check their individual specifications prior to making a reservation. Please note that the specification show in this plan may include optional upgrades from standard specification. Please speak with your Sales Consultant or visit MyRedrow for more information.

KEY

- ◀ Dimensions start
- ST Storage cupboard
- LH Loft hatch



Window to
Plot 303 & 307 only.



HERITAGE

- REDROW -

THE PORTMAN

FOUR BEDROOM MID-TERRACED HOME

 **REDROW**



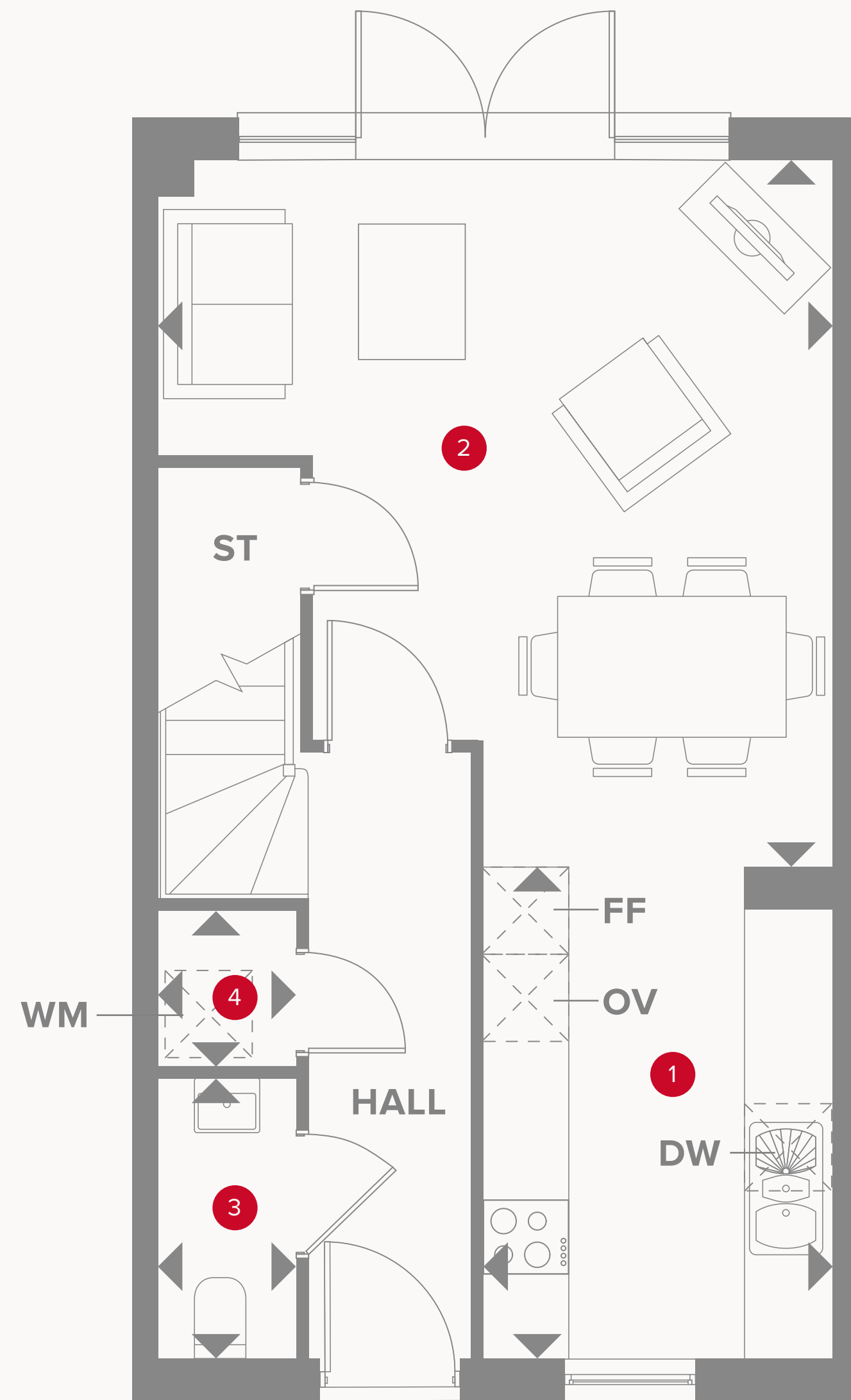
HERITAGE

- REDROW -

THE PORTMAN

FOUR BEDROOM MID-TERRACED HOME

 **REDROW**





THE PORTMAN GROUND FLOOR

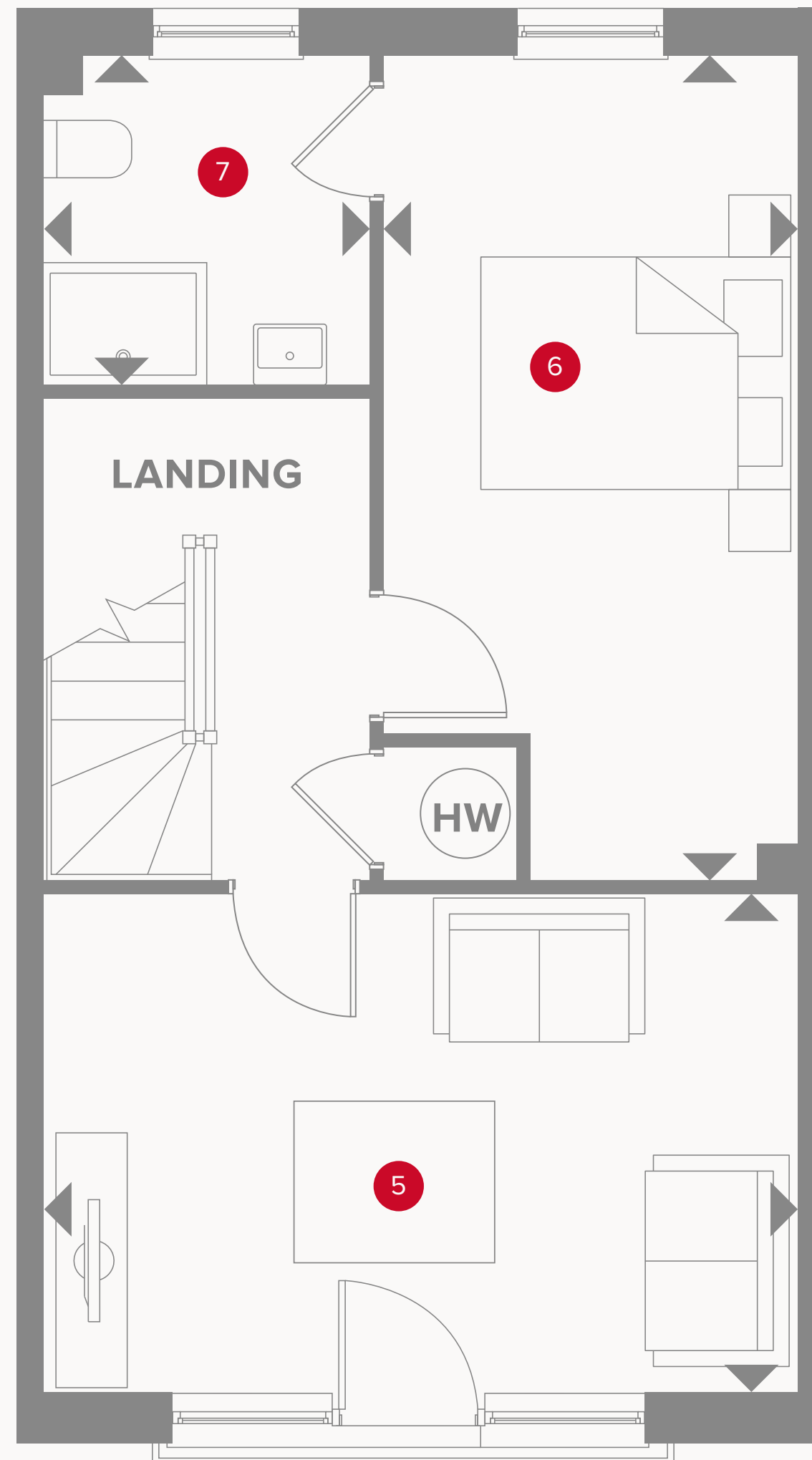
1	Kitchen	11'2" x 8'0"	3.41 x 2.45 m
2	Lounge/Dining	16'1" x 15'4"	4.90 x 4.70 m
3	Cloaks	6'4" x 3'2"	1.96 x 0.98 m
4	Laundry	3'6" x 3'2"	1.10 x 0.98 m



KEY

-  Hob
- OV** Oven
- FF** Fridge/freezer
-  Dimensions start

- ST** Storage cupboard
- WM** Washing machine space
- DW** Dish washer space



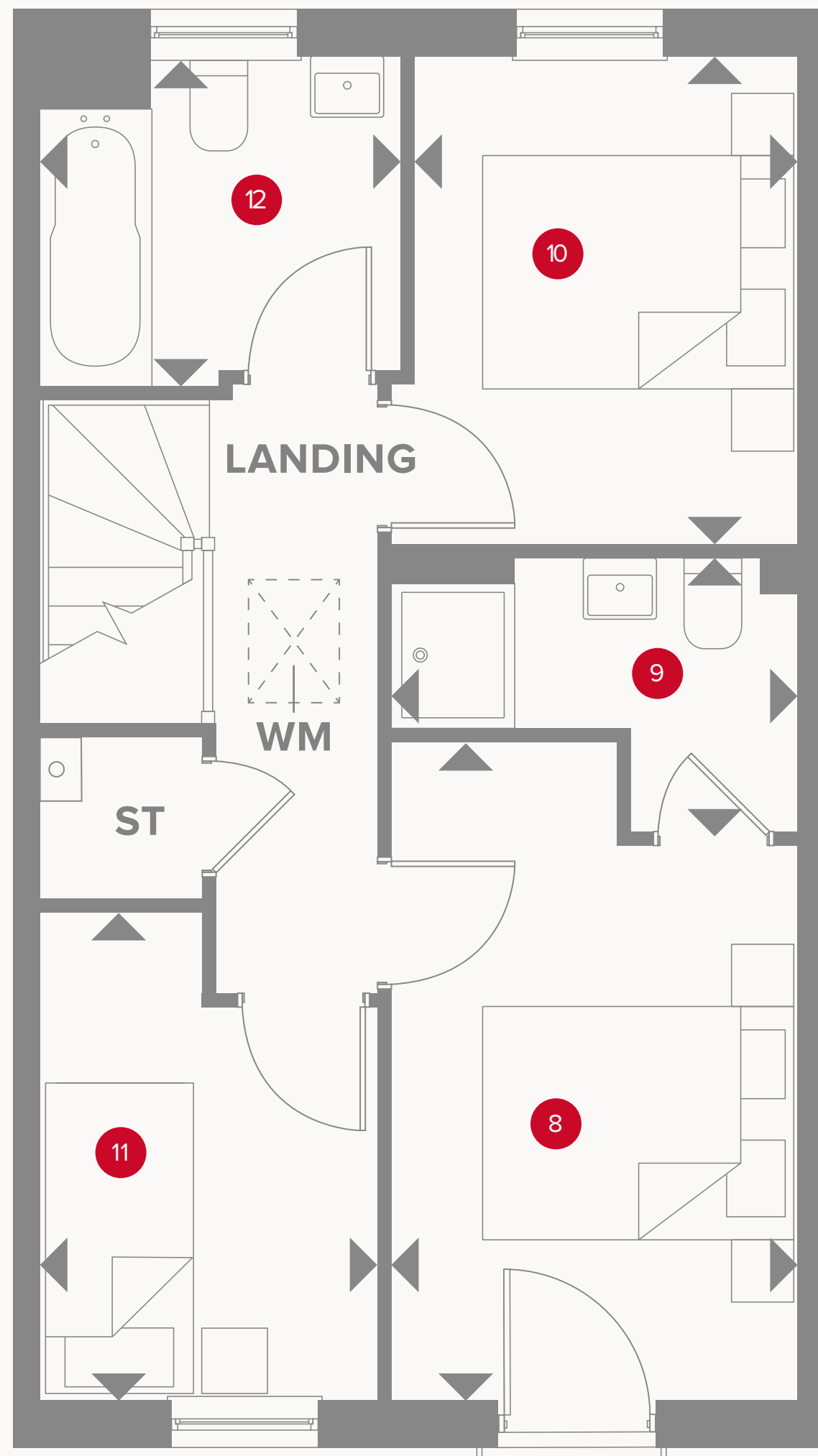
THE PORTMAN FIRST FLOOR

5	Lounge	15'4" x 10'2"	4.70 x 3.13 m
6	Bedroom 1	13'8" x 8'6"	4.23 x 2.58 m
7	En-suite 1	6'7" x 6'8"	2.05 x 2.06 m



KEY

- ◀ Dimensions start
- ST** Storage cupboard
- HW** Hot water cylinder



THE PORTMAN SECOND FLOOR

8	Bedroom 2	11'3" x 8'3"	3.45 x 2.53 m
9	Ensuite 2	8'3" x 5'6"	2.53 x 1.72 m
10	Bedroom 3	9'9" x 7'8"	3.04 x 2.38 m
11	Bedroom 4/Study	9'9" x 6'8"	3.03 x 2.10 m
12	Bathroom	7'3" x 6'7"	2.25 x 2.06 m



Customers should note this illustration is an example of the Portman Mid house type. All dimensions indicated are approximate and the furniture layout is for illustrative purposes only. Homes may be 'handed' (mirror image) versions of the illustrations, and may be detached, semi-detached or terraced. Materials used may differ from plot to plot including render and roof tile colours. Detailed plans and specifications are available for inspection for each plot at our Customer Experience Suite or Sales Centre during working hours and customers must check their individual specifications prior to making a reservation. Please note that the specification show in this plan may include optional upgrades from standard specification. Please speak with your Sales Consultant or visit MyRedrow for more information.

KEY

- ◀ Dimensions start
- ST Storage cupboard



HERITAGE

- REDROW -

THE PORTMAN

THREE BEDROOM END-TERRACED HOME

 **REDROW**



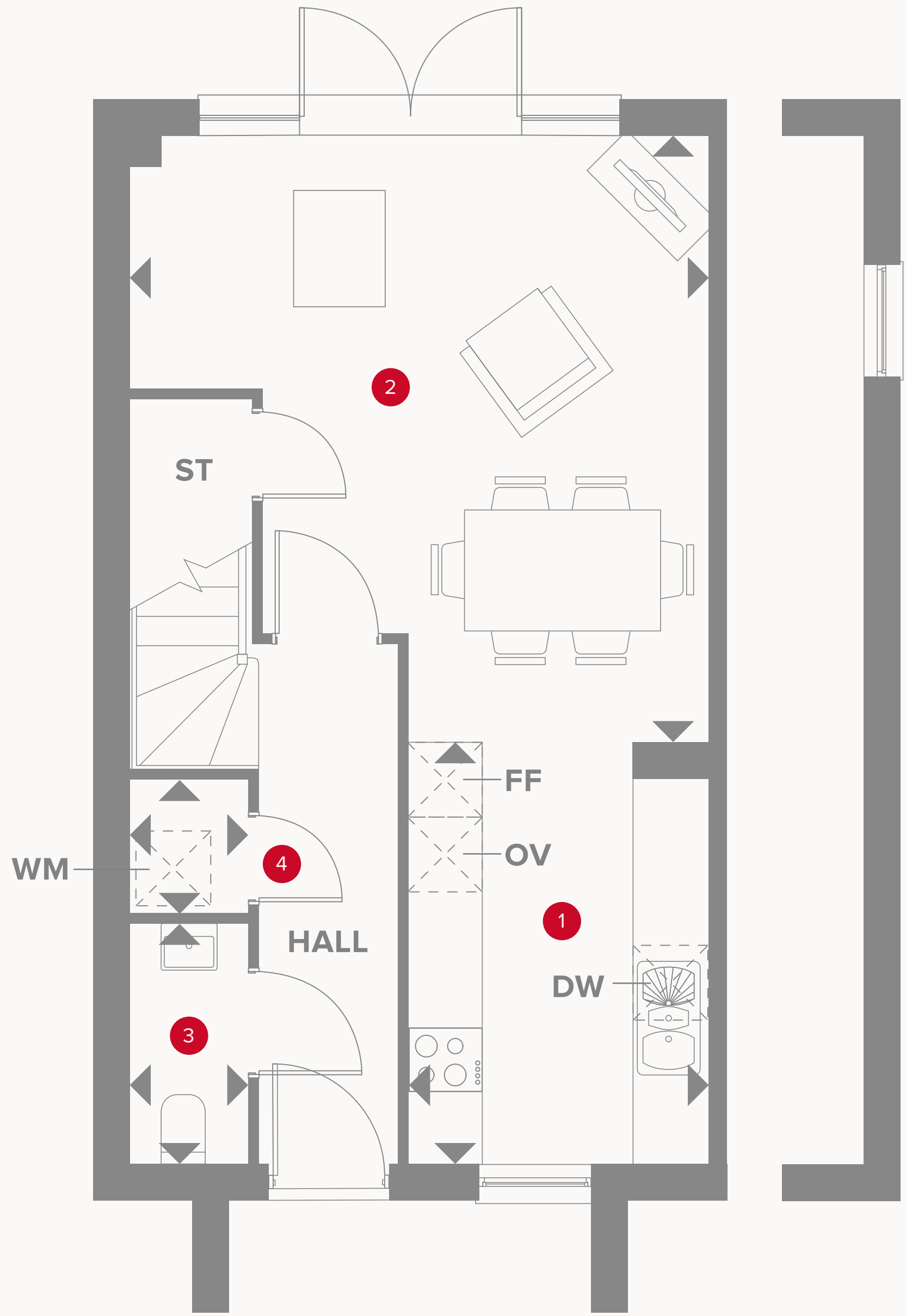
HERITAGE

- REDROW -

THE PORTMAN

THREE BEDROOM END-TERRACED HOME

 **REDROW**



THE PORTMAN GROUND FLOOR

1	Kitchen	11'2" x 8'0"	3.41 x 2.45 m
2	Lounge/Dining	16'1" x 15'4"	4.90 x 4.70 m
3	Cloaks	6'4" x 3'2"	1.96 x 0.98 m
4	Laundry	3'6" x 3'2"	1.10 x 0.98 m



KEY

- Hob
- OV** Oven
- FF** Fridge/freezer
- Dimensions start

- ST** Storage cupboard
- WM** Washing machine space
- DW** Dish washer space

THE PORTMAN FIRST FLOOR

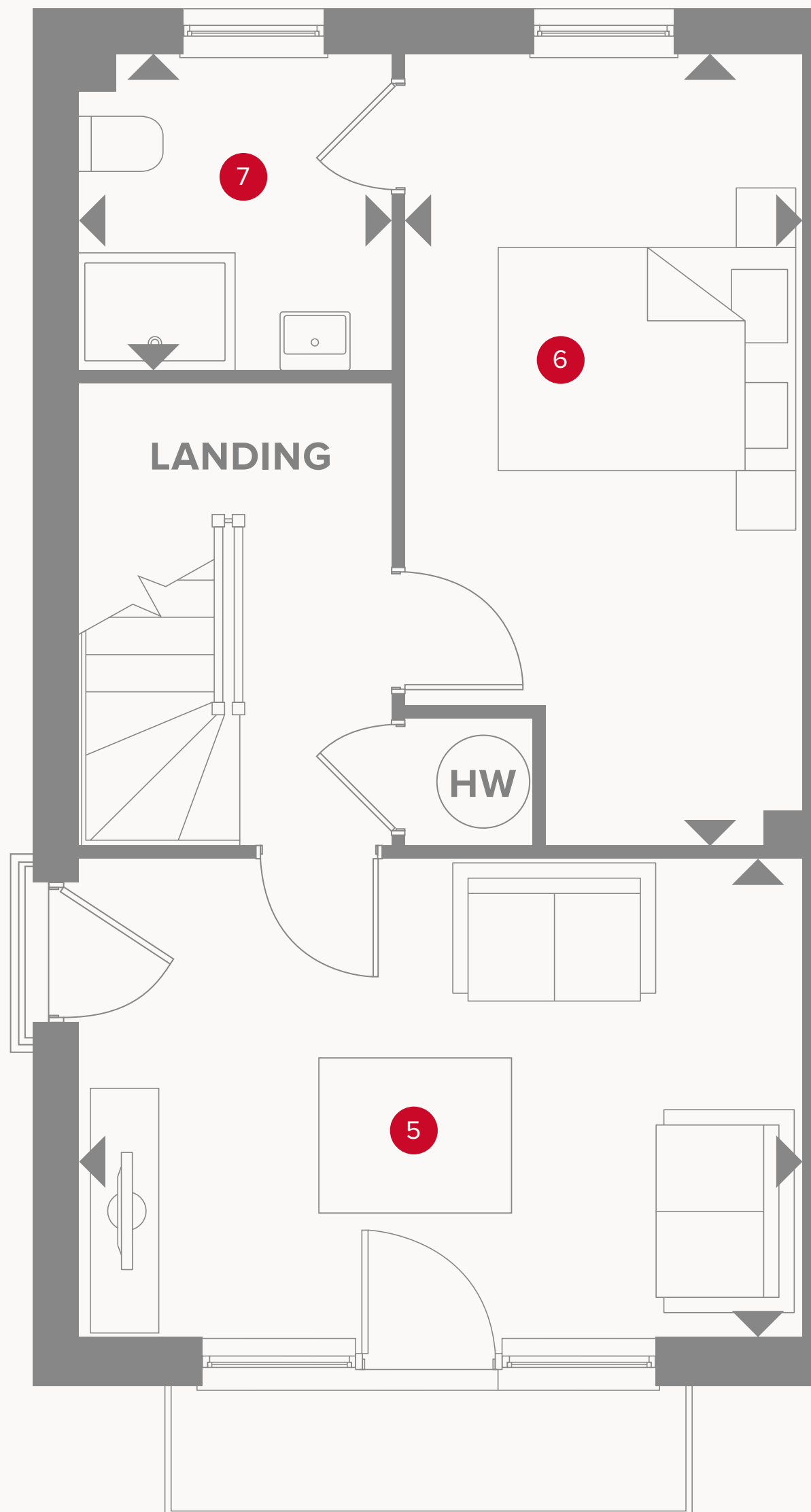
5	Lounge	15'4" x 10'2"	4.70 x 3.13 m
6	Bedroom 1	13'8" x 8'6"	4.23 x 2.58 m
7	En-suite 1	6'7" x 6'8"	2.05 x 2.06 m



KEY

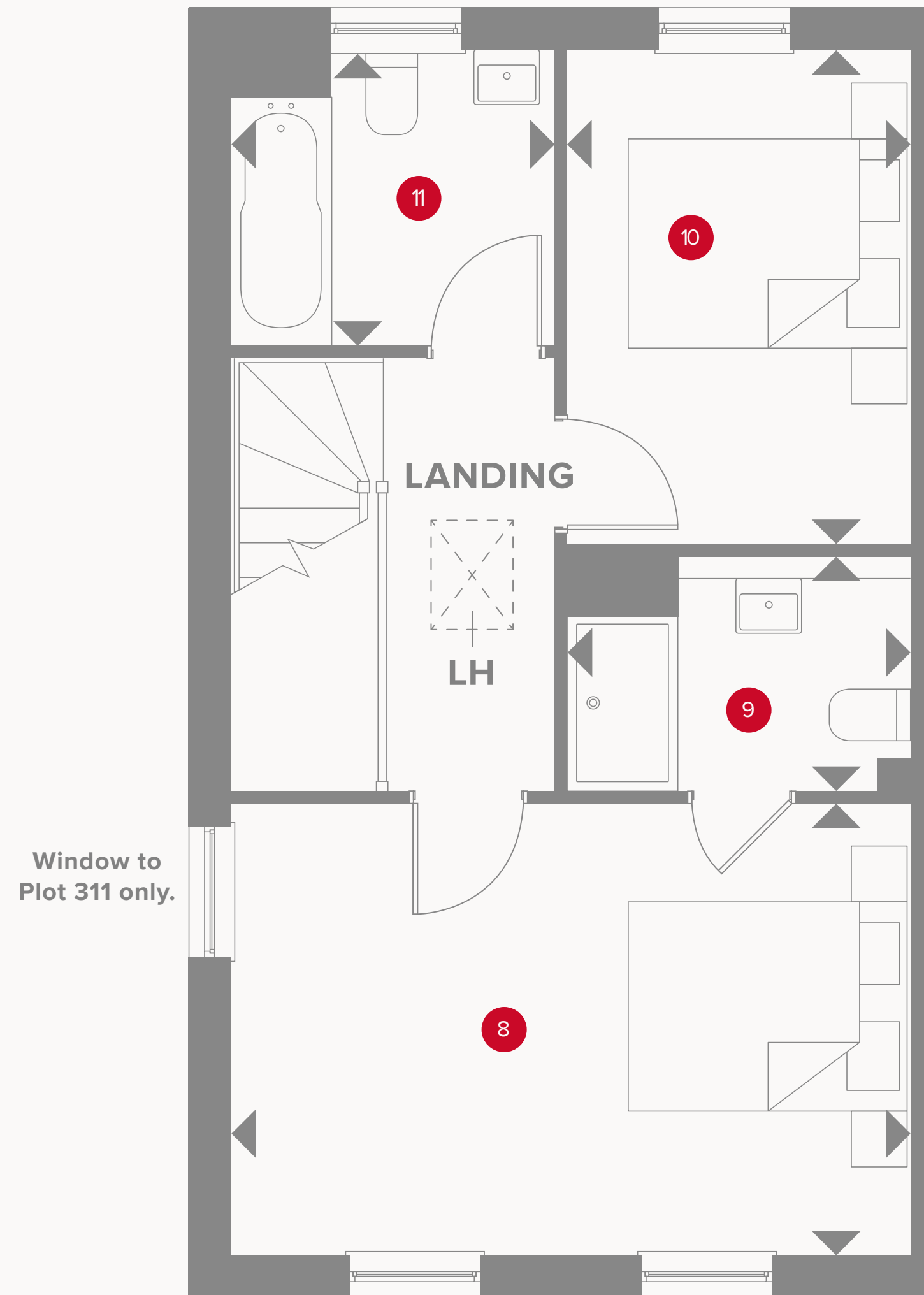
- ◀ Dimensions start
- HW** Hot water cylinder

Juliet balcony to
Plot 311 only.



THE PORTMAN SECOND FLOOR

8	Bedroom 2	15'4" x 10'2"	4.70 x 3.13 m
9	En-suite 2	7'8" x 5'4"	2.38 x 1.65 m
10	Bedroom 3	11'2" x 7'8"	3.43 x 2.38 m
11	Bathroom	7'3" x 6'7"	2.25 x 2.06 m



Customers should note this illustration is an example of the Portman End house type. All dimensions indicated are approximate and the furniture layout is for illustrative purposes only. Homes may be 'handed' (mirror image) versions of the illustrations, and may be detached, semi-detached or terraced. Materials used may differ from plot to plot including render and roof tile colours. Detailed plans and specifications are available for inspection for each plot at our Customer Experience Suite or Sales Centre during working hours and customers must check their individual specifications prior to making a reservation. Please note that the specification show in this plan may include optional upgrades from standard specification. Please speak with your Sales Consultant or visit MyRedrow for more information.

KEY

- ◀ Dimensions start
- LH Loft hatch



HERITAGE

- REDROW -

THE PORTMAN

THREE BEDROOM MID-TERRACED HOME

 **REDROW**



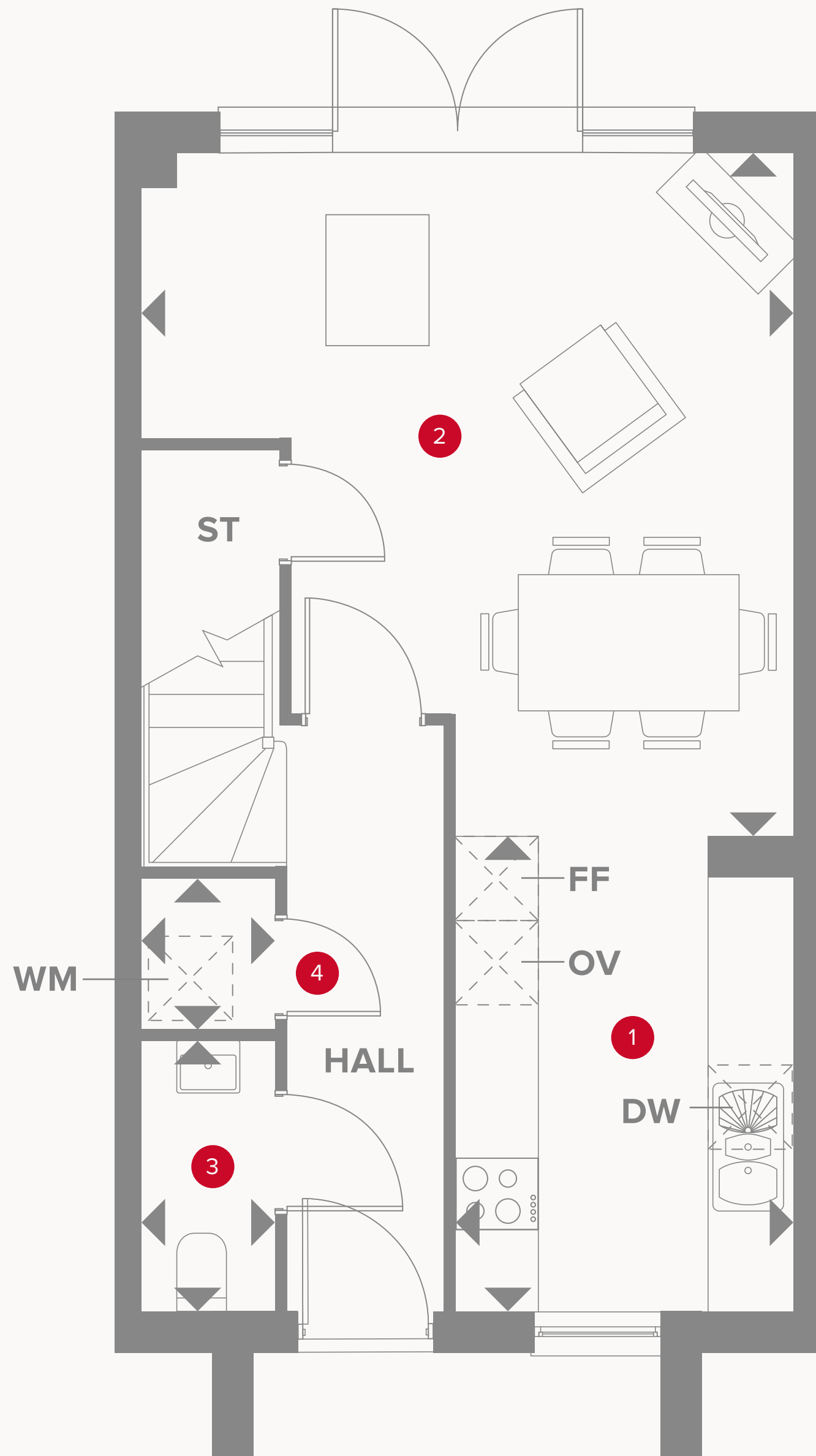
HERITAGE

- REDROW -

THE PORTMAN

THREE BEDROOM MID-TERRACED HOME

 **REDROW**





THE PORTMAN GROUND FLOOR

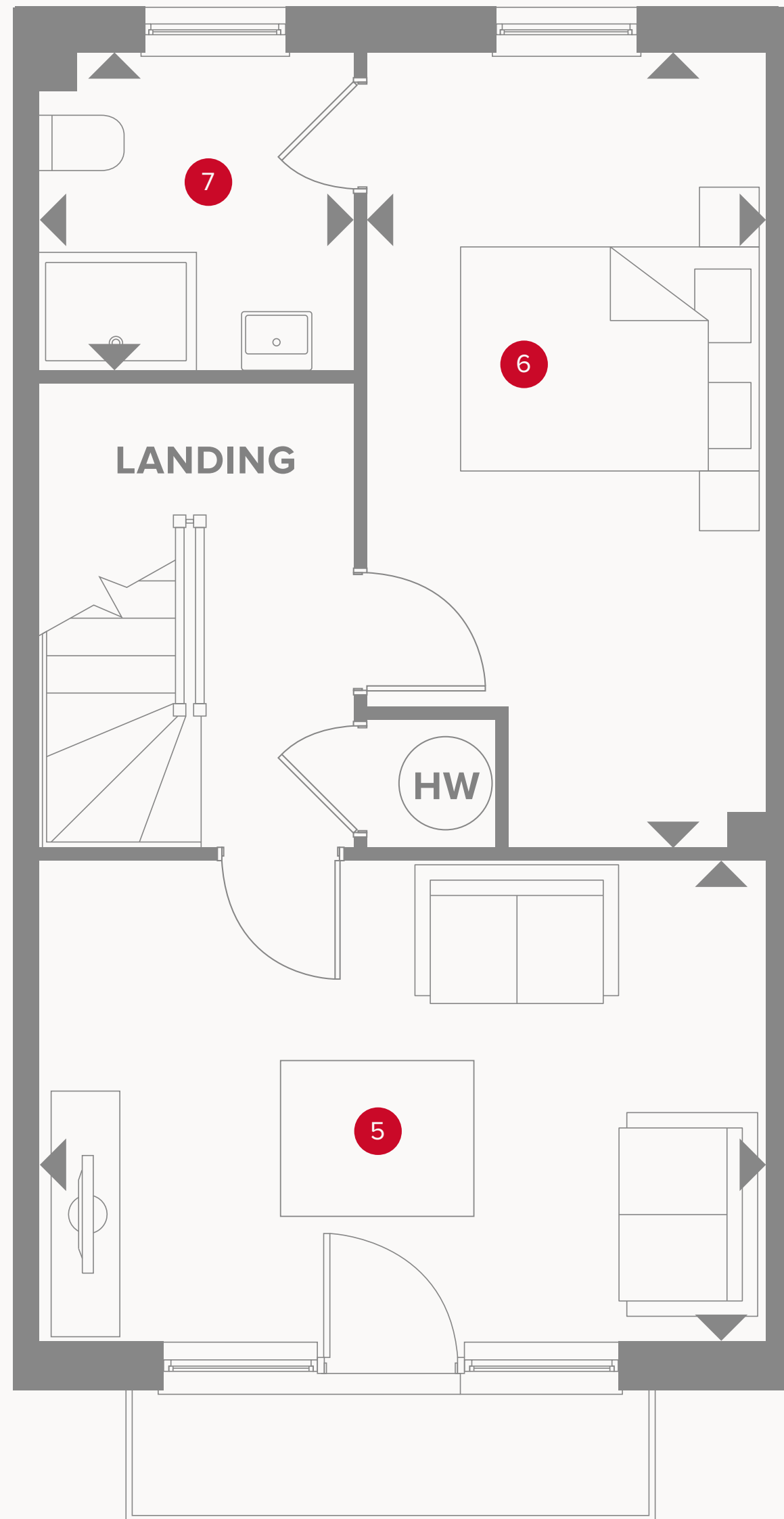
1	Kitchen	11'2" x 8'0"	3.41 x 2.45 m
2	Lounge/Dining	16'1" x 15'4"	4.90 x 4.70 m
3	Cloaks	6'4" x 3'2"	1.96 x 0.98 m
4	Laundry	3'6" x 3'2"	1.10 x 0.98 m



KEY

-  Hob
- OV** Oven
- FF** Fridge/freezer
-  Dimensions start

- ST** Storage cupboard
- WM** Washing machine space
- DW** Dish washer space



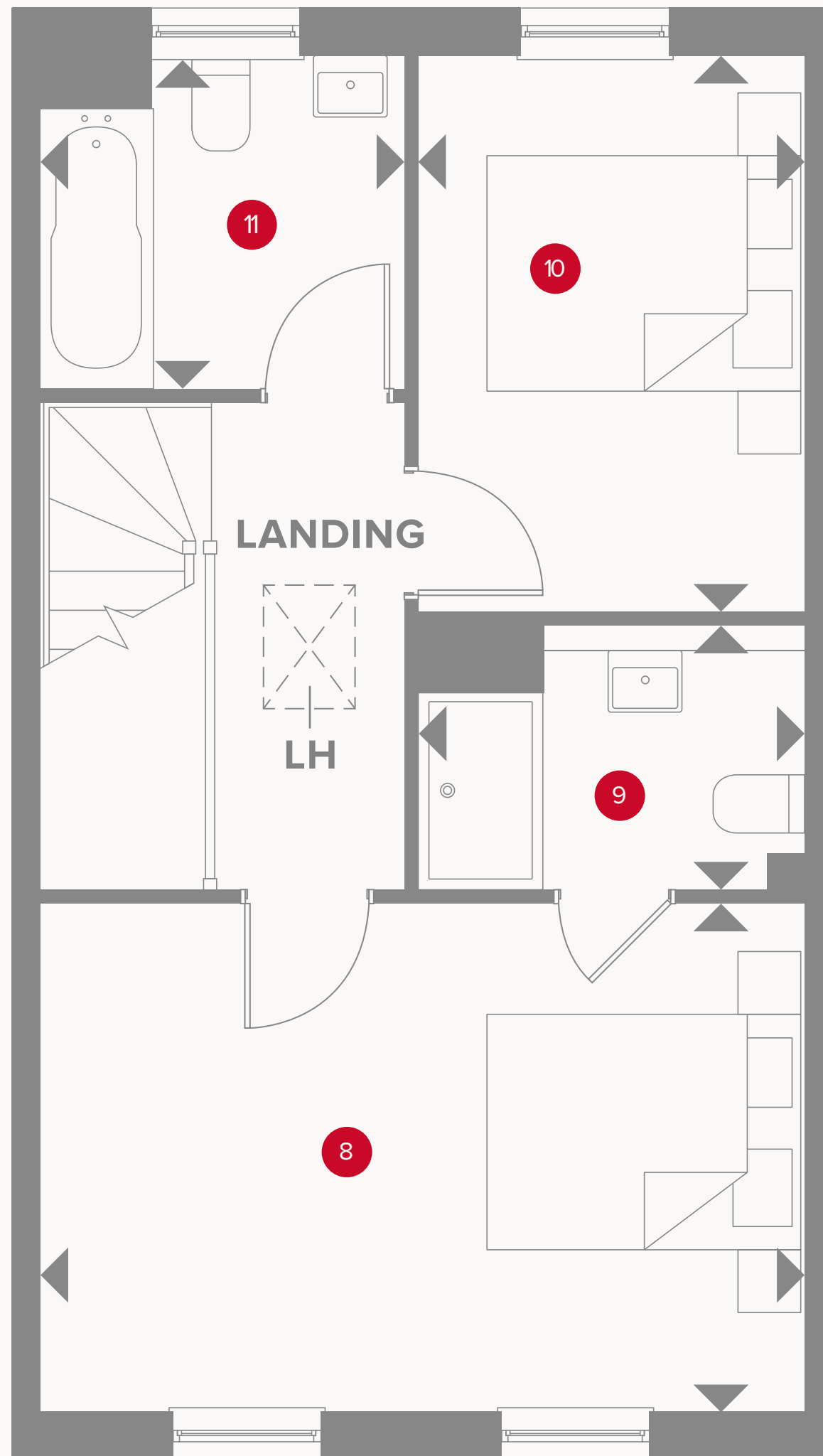
THE PORTMAN FIRST FLOOR

5	Lounge	15'4" x 10'2"	4.70 x 3.13 m
6	Bedroom 1	13'8" x 8'6"	4.23 x 2.58 m
7	En-suite 1	6'7" x 6'8"	2.05 x 2.06 m



KEY

- ◀ Dimensions start
- HW** Hot water cylinder



THE PORTMAN SECOND FLOOR

8	Bedroom 2	15'4" x 10'2"	4.70 x 3.13 m
9	En-suite 2	7'8" x 5'4"	2.38 x 1.65 m
10	Bedroom 3	11'2" x 7'8"	3.43 x 2.38 m
11	Bathroom	7'3" x 6'7"	2.25 x 2.06 m



Customers should note this illustration is an example of the Portman Mid house type. All dimensions indicated are approximate and the furniture layout is for illustrative purposes only. Homes may be 'handed' (mirror image) versions of the illustrations, and may be detached, semi-detached or terraced. Materials used may differ from plot to plot including render and roof tile colours. Detailed plans and specifications are available for inspection for each plot at our Customer Experience Suite or Sales Centre during working hours and customers must check their individual specifications prior to making a reservation. Please note that the specification show in this plan may include optional upgrades from standard specification. Please speak with your Sales Consultant or visit MyRedrow for more information.

KEY

- ◀ Dimensions start
- LH Loft hatch



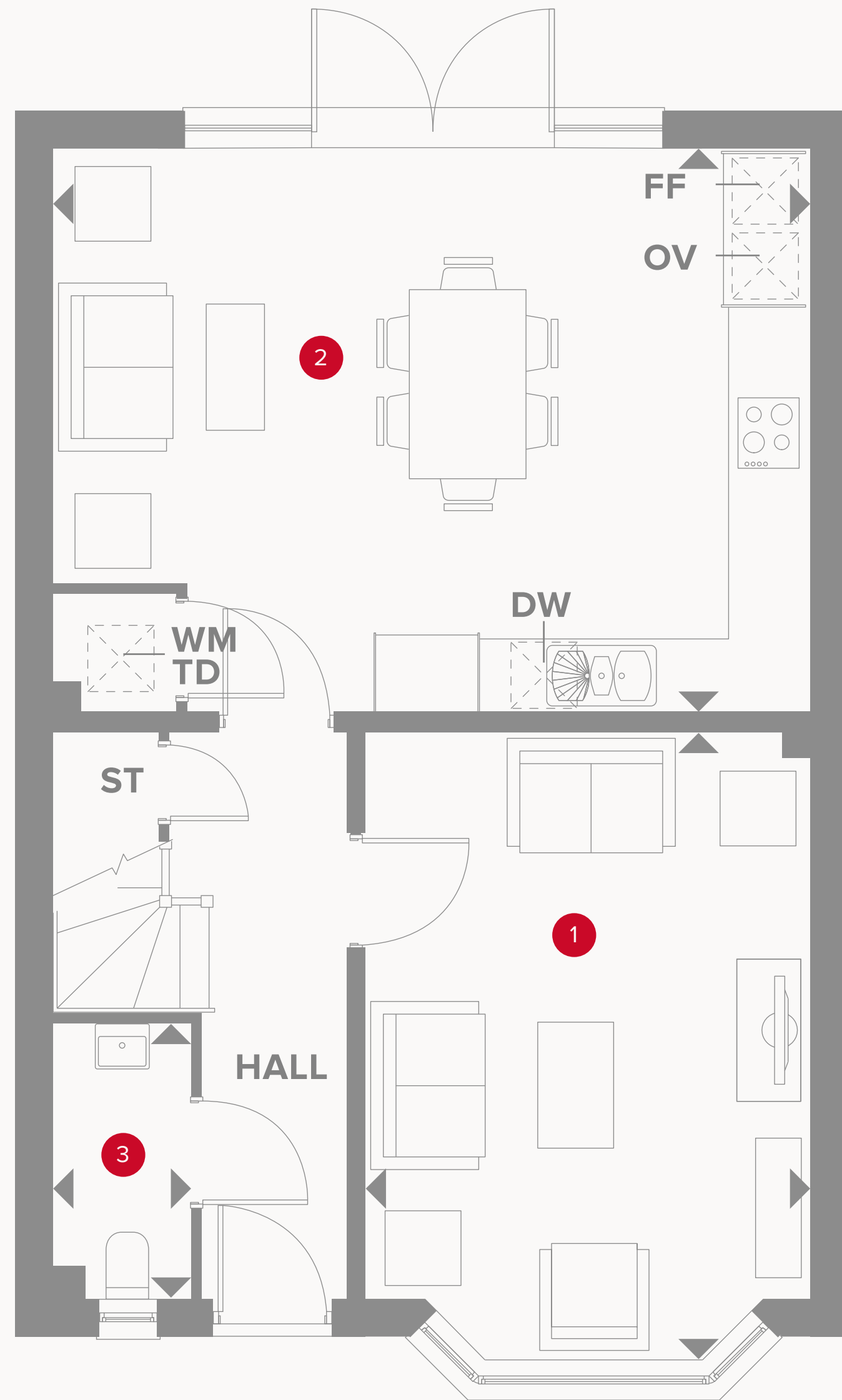
HERITAGE

- REDROW -

THE STRATFORD

FOUR BEDROOM DETACHED HOME

 **REDROW**





THE STRATFORD GROUND FLOOR

1	Lounge	16'4" x 11'6"	4.97 x 3.51 m
2	Family/Kitchen/Dining	19'8" x 14'9"	5.99 x 4.49 m
3	Cloaks	7'3" x 3'6"	2.20 x 1.07 m

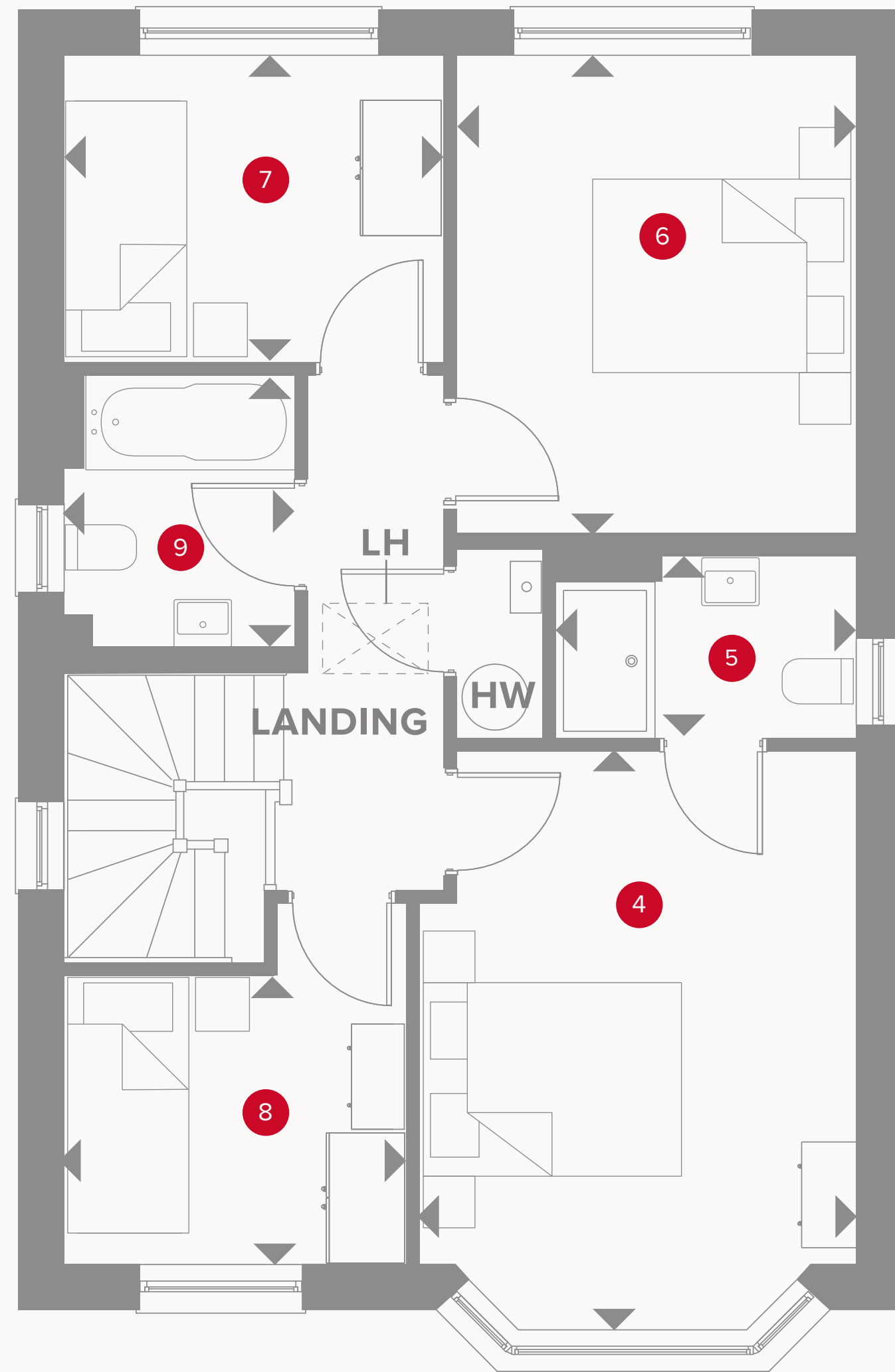


KEY

-  Hob
- OV** Oven
- FF** Fridge/freezer
- TD** Tumble dryer space

-  Dimensions start
- ST** Storage cupboard
- WM** Washing machine space
- DW** Dish washer space

THE STRATFORD FIRST FLOOR



4	Bedroom 1	14'2" x 10'10"	4.33 x 3.30 m
5	En-suite	7'6" x 4'7"	2.28 x 1.39 m
6	Bedroom 2	11'11" x 9'11"	3.62 x 3.02 m
7	Bedroom 3	9'5" x 7'8"	2.88 x 2.34 m
8	Study/Bedroom 4	8'6" x 7'3"	2.60 x 2.20 m
9	Bathroom	6'9" x 5'9"	2.05 x 1.76 m



Customers should note this illustration is an example of the Stratford house type. All dimensions indicated are approximate and the furniture layout is for illustrative purposes only. Homes may be 'handed' (mirror image) versions of the illustrations, and may be detached, semi-detached or terraced. Materials used may differ from plot to plot including render and roof tile colours. Detailed plans and specifications are available for inspection for each plot at our Customer Experience Suite or Sales Centre during working hours and customers must check their individual specifications prior to making a reservation. Please note that the specification show in this plan may include optional upgrades from standard specification. Please speak with your Sales Consultant or visit MyRedrow for more information.

KEY

- ◀ Dimensions start
- HW Hot water cylinder
- LH Loft hatch



HERITAGE

- REDROW -

THE WINDSOR

FOUR BEDROOM DETACHED HOME

 **REDROW**



HERITAGE

- REDROW -

THE WINDSOR

FOUR BEDROOM DETACHED HOME


 **REDROW**


THE WINDSOR GROUND FLOOR

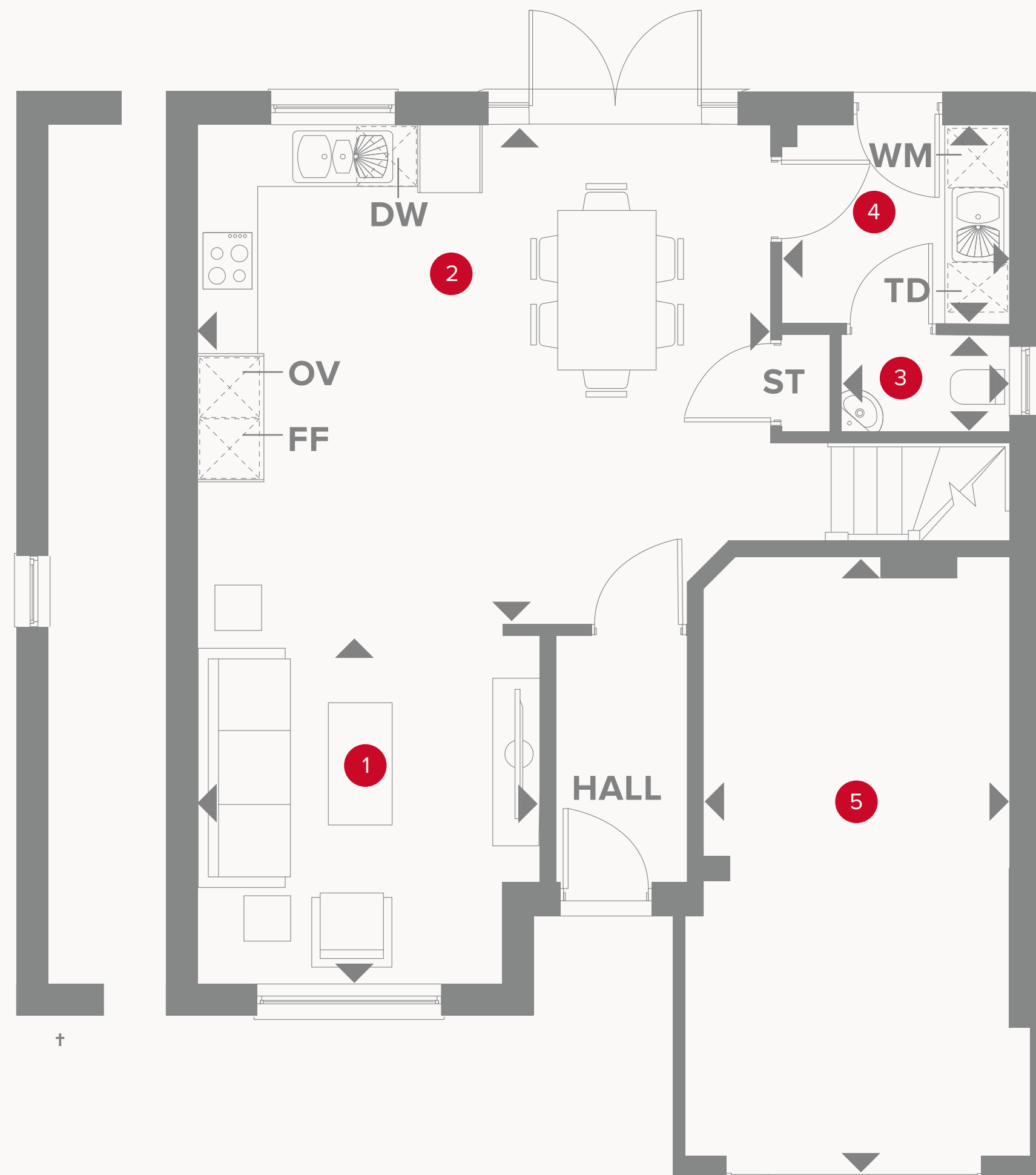
1	Lounge	11'3" x 10'11"	3.43 x 3.33 m
2	Kitchen/Dining	18'4" x 15'10"	5.59 x 4.83 m
3	Cloaks	5'7" x 3'1"	1.69 x 0.94 m
4	Utility	7'3" x 6'5"	2.22 x 1.95 m
5	Garage	19'8" x 9'10"	5.99 x 3.00 m



KEY

-  Hob
- OV** Oven
- FF** Fridge/freezer
- TD** Tumble dryer space

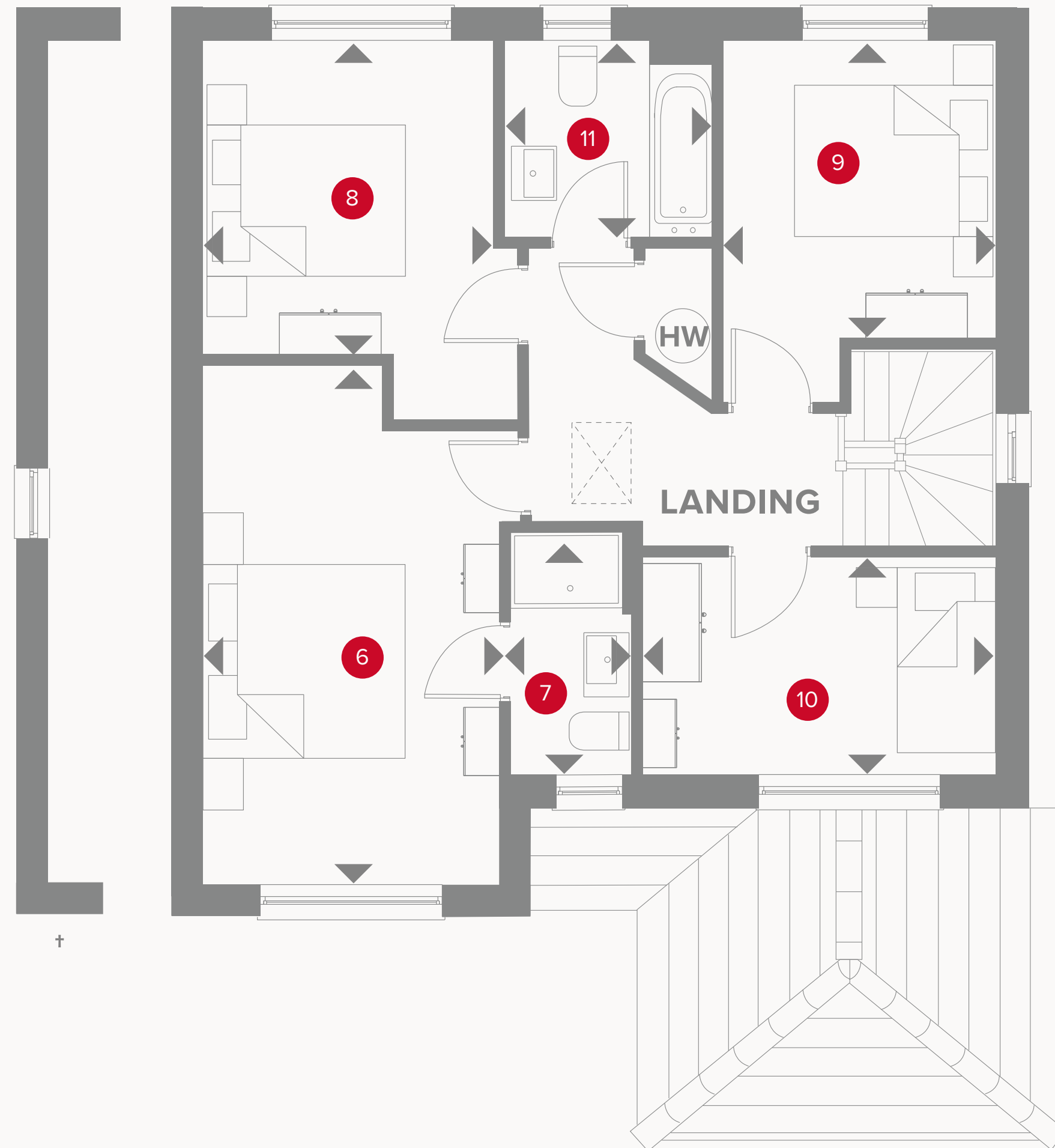
-  Dimensions start
- ST** Storage cupboard
- WM** Washing machine space
- DW** Dish washer space



† Denotes alternative elevation

THE WINDSOR FIRST FLOOR

6	Bedroom 1	16'10" x 9'9"	5.14 x 2.96 m
7	En-suite	8'2" x 4'3"	2.48 x 1.29 m
8	Bedroom 2	10'3" x 9'8"	3.12 x 2.94 m
9	Bedroom 3	9'11" x 8'11"	3.01 x 2.72 m
10	Study/Bedroom 4	11'5" x 7'1"	3.48 x 2.17 m
11	Bathroom	6'9" x 6'4"	2.07 x 1.94 m



† Denotes alternative elevation



Customers should note this illustration is an example of the Windsor house type. All dimensions indicated are approximate and the furniture layout is for illustrative purposes only. Homes may be 'handed' (mirror image) versions of the illustrations, and may be detached, semi-detached or terraced. Materials used may differ from plot to plot including render and roof tile colours. Detailed plans and specifications are available for inspection for each plot at our Customer Experience Suite or Sales Centre during working hours and customers must check their individual specifications prior to making a reservation. Please note that the specification show in this plan may include optional upgrades from standard specification. Please speak with your Sales Consultant or visit MyRedrow for more information.

KEY

- ◀ Dimensions start
- HW Hot water cylinder
- LH Loft hatch

SKILFUL EXECUTION

—
Quality is never an accident, it is always the result of high attention to detail, it represents the wise choice of many alternatives



HERITAGE

- REDROW -

TEMPLE WOODS

House specification for
3 bedroom homes



PLAN YOUR DREAM HOME

3 BEDROOM HOUSE SPECIFICATION



KITCHEN & UTILITY

Kitchen Styles

Exclusive kitchen designs. Please see latest kitchen styles offered on My Redrow or Sales Consultant for details. Subject to build stage.

Upstand

To match above worktops with stainless steel splashback behind hob.

Under wall unit


LED downlights provided (where shown on kitchen layout). See drawings for details.

Sink

Kitchen stainless steel bowl and a half sink with mixer tap. Single bowl sink to utility room. Please refer to drawing for details.

Appliances AEG / Electrolux / Zanussi

- Hob 60cm ceramic with 4 heat zones
- Double oven
- 60cm chimney extract
- Integrated 50/50 fridge/freezer.



INTERIOR

Walls

Crown white emulsion paint finish.

Ceilings

Flat finish with Crown white emulsion paint decoration.

Internal Door

“Cambridge” 2 panel internal moulded door.

Internal Door Furniture

Polished chrome effect door furniture.

TV Point

Located as follows: one in lounge and one in bedroom. See layout for details.

Phone Point

1 point in the lounge. Fittings to match electrical accessories as indicated on the drawings. Refer to Sales Consultant for details.

Central Heating

Full gas central heating with energy efficient wall mounted boiler/combi boiler. Housetype specific. See Sales Consultant for details.

Radiators

Myson radiators – Decorative radiator to the kitchen of the Letchworth and Cambridge house types only.

Electrical Sockets / Switch plates

Low profile white electrical switch and socket plates together with pendant and batten lighting points. See electrical layout drawings for details.

OUR LUXURY
SPECIFICATIONS
ARE CAREFULLY
CONSIDERED
**AND BEAUTIFULLY
DESIGNED TO MAKE
THE MOST OF YOUR
NEW HOME**



BATHROOM & CLOAKROOM

Bathroom, En-suite & Cloakroom Styles

Ideal Standard in white finish.

Bathroom/En-suite & Cloakroom Basin

Ideal Standard or corner basin with chrome trap. Please refer to drawings to confirm basin design.

WC

Ideal Standard close coupled back-to-wall pan with Arc dual flush cistern.

Bath

Tempo Arc bath with Meridian Isocore bath panel.

Brassware

Ideal Standard single lever tap.

Wall Tiles

Choice of wall tiles to bathroom, en-suite and cloakroom. See My Redrow for details. Subject to build stage.

Towel Warmer

Towel warmer in chrome effect finish to bathroom and en-suite.

Shower over Bath

Shower valve and screen to be provided above bath where there is no separate shower enclosure in the bathroom.

Shower Valve


Aqualisa Shower Valve.

Shaver Sockets

In bathroom and en-suite where applicable.

Mirrors

To be fitted above bathroom and en-suite wash basins where applicable. See Sales Consultant for details.



EXTERIOR

Front

GRP door with patterned glass. Style of door to be as indicated on house plan, frame to be uPVC.

Rear

GRP door with patterned obscured glass, finished internally and externally in white.

Security

Multi point locking system to front and rear doors of house.

External Front Lights

Coach down lantern.

Downlight where entrance is recessed.

Garage

To specific plots, see Sales Consultant for more information.

Garage Doors

Hörmann "Ilkley" style steel up & over to front.

Door finish to be painted to match front door colour.

Power to Garage

Double power point and lighting pendant (to properties with an integral garage and where garage lies within the curtilage of the property).

Garden

External Fencing – Refer to layouts.

External Fencing/Gates

Side and rear – Vertical boarding 1.8m high.

Gate – 1.8 High timber gate.

Paving – Buff riven faced flags as indicated on drawing.

Turfing – Turf to front gardens. Refer to layout or Sales Consultant for landscaping details.

Top soil – To rear gardens.

Outside Tap – Refer to drawing for location.

HERITAGE

- REDROW -

TEMPLE WOODS

House specification for
4 bedroom homes



PLAN YOUR DREAM HOME

4 BEDROOM HOUSE SPECIFICATION



KITCHEN & UTILITY

Kitchen Styles

Exclusive kitchen designs. Please see latest kitchen styles offered on My Redrow or Sales Consultant for details. Subject to build stage.

Upstand

To match above worktops with stainless steel splashback behind hob.

Under wall unit


LED downlights provided (where shown on kitchen layout). See drawings for details.

Sink

Kitchen stainless steel bowl and a half sink with mixer tap. Single bowl sink to utility room. Please refer to drawing for details.

Appliances AEG / Electrolux / Zanussi

- Hob 60cm ceramic with 4 heat zones
- Double oven
- 60cm chimney extract
- Integrated 50/50 fridge/freezer.



INTERIOR

Walls

Crown white emulsion paint finish.

Ceilings

Flat finish with Crown white emulsion paint decoration.

Internal Door

“Cambridge” 2 panel internal moulded door.

Internal Door Furniture

Polished chrome effect door furniture.

TV Point

Located as follows: one in lounge and one in bedroom. See layout for details.

Phone Point

1 point in the lounge. Fittings to match electrical accessories as indicated on the drawings. Refer to Sales Consultant for details.

Central Heating

Full gas central heating with energy efficient wall mounted boiler/combi boiler. Housetype specific. See Sales Consultant for details.

Radiators

Myson radiators – Decorative radiator to the kitchen of the Letchworth and Cambridge house types only.

Electrical Sockets / Switch plates

Low profile white electrical switch and socket plates together with pendant and batten lighting points. See electrical layout drawings for details.

OUR LUXURY
SPECIFICATIONS
ARE CAREFULLY
CONSIDERED
**AND BEAUTIFULLY
DESIGNED TO MAKE
THE MOST OF YOUR
NEW HOME**



BATHROOM & CLOAKROOM

Bathroom, En-suite & Cloakroom Styles

Ideal Standard in white finish.

Bathroom/En-suite & Cloakroom Basin

Ideal Standard or corner basin with chrome trap. Please refer to drawings to confirm basin design.

WC

Ideal Standard close coupled back-to-wall pan with Arc dual flush cistern.

Bath

Tempo Arc bath with Meridian Isocore bath panel.

Brassware

Ideal Standard single lever tap.

Wall Tiles

Choice of wall tiles to bathroom, en-suite and cloakroom. See My Redrow for details. Subject to build stage.

Towel Warmer

Towel warmer in chrome effect finish to bathroom and en-suite.

Shower over Bath

Shower valve and screen to be provided above bath where there is no separate shower enclosure in the bathroom.

Shower Valve


Aqualisa Shower Valve.

Shaver Sockets

In bathroom and en-suite where applicable.

Mirrors

To be fitted above bathroom and en-suite wash basins where applicable. See Sales Consultant for details.



EXTERIOR

Front

GRP door with patterned glass. Style of door to be as indicated on house plan, frame to be uPVC.

Rear

GRP door with patterned obscured glass, finished internally and externally in white.

Security

Multi point locking system to front and rear doors of house.

External Front Lights

Coach down lantern.

Downlight where entrance is recessed.

Garage

To specific plots, see Sales Consultant for more information.

Garage Doors

Hörmann "Ilkley" style steel up & over to front. Door finish to be painted to match front door colour.

Power to Garage

Double power point and lighting pendant (to properties with an integral garage and where garage lies within the curtilage of the property).

Garden

External Fencing – Refer to layouts.

External Fencing/Gates

Side and rear – Vertical boarding 1.8m high.


Gate – 1.8 High timber gate.

Paving – Buff riven faced flags as indicated on drawing.

Turfing – Turf to front gardens. Refer to layout or Sales Consultant for landscaping details.

Top soil – To rear gardens.

Outside Tap – Refer to drawing for location.



WELCOME TO OUR **BEE-FRIENDLY** GARDEN

Find out how bee-friendly your garden is by using the Conservation Trust's Bee Kind app. Select the flowers that you have in your garden to calculate your score and then receive a tailored list of 10 more flowers to add to help the bees even more.

Visit beekind.bumblebeeconservation.org

Working in close partnership with  **Bumblebee Conservation Trust**





OUR COMMITMENT TO HOME-BUYERS

Customer charter

At Redrow, we're committed to delivering a quality service throughout the whole home-buying process and beyond. This Customer Charter sets out our commitment to you, our customer.

Full details of our service are covered within our Home Buyer Guide, a copy of which will be provided to you when you reserve your new Redrow home. We will also comply with the requirements of the Consumer Code for Home Builders ("Consumer Code"). A copy of the code is also on our website at www.redrow.co.uk

- Please ask a Sales Consultant if you require a printed hard copy.
- We'll provide you with full details and clear information about your chosen home.
- We'll provide trained and knowledgeable staff to assist you in the home buying process.
- We'll be available to answer any questions you may have and will provide you with any relevant contact details.
- We'll assist you during the selection of Standard Choices and Optional Extras for your new home.
- We'll provide you with health and safety advice to minimise the risk of danger during construction and in the use of your new home after you move in.
- We'll provide you with reliable information about the Buildmark Cover, and any other cover from which you may benefit.
- We'll keep you fully informed about the completion and occupation of your new home.
- We'll ensure that the functions and facilities of your home are demonstrated to you prior to moving in.
- We'll inform you about the after-sales service we provide, as set out in the Home Buyer Guide. Our aim is to deal effectively and efficiently with both routine service matters and with any emergencies.
- We'll provide you with details of who to contact if you believe we have not satisfactorily fulfilled our Charter commitments.



OUR REQUIREMENTS AS HOME-BUILDERS

Consumer code



1. ADOPTING THE CODE

1.1 Adopting the Code

Home Builders must comply with the Requirements of the Consumer Code and have regard to good practice guidance.

1.2 Making the Code available

The Consumer Code for Home Builders' Scheme logo must be prominently displayed in Home Builders' sales offices, those of appointed selling agents, and in sales brochures.

All Home Buyers who reserve a Home should be provided with a copy of the Code Scheme with the Reservation agreement.

1.3 Customer Service: before legal completion

The Home Builder must have suitable systems and procedures to ensure it can reliably and accurately meet the commitments on service, procedures and information in the Code.

1.4 Appropriately trained customer service staff

The Home Builder must provide suitable training to all staff who deal with Home Buyers about their responsibilities to them and what the Code means for the company and its directors.

1.5 Sales and advertising

Sales and advertising material and activity must be clear and truthful.

2. INFORMATION – PRE-CONTRACT

2.1 Pre-purchase information

Home Buyers must be given enough pre-purchase information to help them make suitably informed purchasing decisions.

In all cases this information must include:

- a written Reservation agreement;
- an explanation of the Home Warranty cover;
- a description of any management services and organisations to which the Home Buyer will be committed and an estimate of their cost;
- the nature and method of assessment of any event fees such as transfer fees or similar liabilities.

Also, if a Home is not yet completed, the information must include:

- a brochure or plan illustrating the general layout, appearance and plot position of the Home;
- a list of the Home's contents;
- the standards to which the Home is being built.

2.2 Contact information

Home Buyers must be told how their questions will be dealt with and who to contact during the sale, purchase and completion of the Home.

2.3 Warranty cover

Home Buyers must be given accurate and reliable information about the insurance-backed warranty provided on the Home.

1.1 Health and safety for visitors to developments under construction

Home Buyers must be informed about the health and safety precautions they should take when visiting a development under construction.

1.2 Pre-contract information

Home Builders must advise Home Buyers to appoint a professional legal adviser to carry out the legal formalities of buying the Home and to represent their interests.

1.3 Reservation

Home Buyers must be given a Reservation agreement that sets out clearly the Reservation's terms, including, but not limited to:

- the amount of the Reservation fee;
- what is being sold;
- the purchase price;
- how and when the Reservation agreement will end;
- how long the price remains valid;
- the nature and estimated cost and of any management services the Home Buyer must pay for;
- the nature and method of assessment of any event fees such as transfer fees or similar liabilities.

The Reservation fee must be reimbursed if the Reservation agreement is cancelled. The Home Buyer must be told of any deductions that may be made. While the Reservation agreement is in force, the Home Builder must not enter into a new Reservation agreement or sale agreement with another customer on the same Home.

1. INFORMATION – EXCHANGE OF CONTRACT

1.1 The contract

Contract of sale terms and conditions must:

- be clear and fair;
- comply with all relevant legislation;
- clearly state the contract termination rights.

1.2 Timing of construction, completion and handover

The Home Buyer must be given reliable and realistic information about when construction of the Home may be finished, the date of Legal Completion, and the date for handover of the Home.

1.3 Contract termination rights

The Home Buyer must be told about their right to terminate the contract.

1.4 Contract deposits and pre-payments

The Home Builder must clearly explain how Home Buyers' contract deposits are protected and how any other pre-payments are dealt with.

2. INFORMATION – DURING OCCUPATION

2.1 After-sales service

The Home Builder must provide the Home Buyer with an accessible after-sales service, and explain what the service includes, who to contact, and what guarantees and warranties apply to the Home.

2.2 Health and safety for Home Buyers on developments under construction

Home Buyers must be told about the health and safety precautions they should take when living on a development where building work continues.

3. COMPLAINTS AND DISPUTES

3.1 Complaints handling

The Home Builder must have a system and procedures for receiving, handling, and resolving Home Buyers' service calls and complaints.

The Home Builder must let the Home Buyer know of this, and of the dispute resolution arrangements operated as part of this Code, in writing.

3.2 Co-operation with professional advisers

The Home Builder must co-operate with appropriately qualified professional advisers appointed by the Home Buyer to resolve disputes.



TEMPLE WOODS



Roman Way, Rochester, Kent, ME2 2NF

Discover a better way to live
[redrow.co.uk](https://www.redrow.co.uk)