

HERITAGE

- REDROW -

# HARVEST RISE

ANGMERING





# WELCOME TO HARVEST RISE





## A COLLECTION OF 2 BEDROOM APARTMENTS AND 3, 4 & 5 BEDROOM HOMES IN THE THRIVING TOWN OF ANGMERING

Set in a charming West Sussex village close to Worthing, Chichester and Arundel yet with a distinct and charming character of its own, Harvest Rise will appeal to buyers of all kinds. Located in peaceful Angmering, little more than a 10 minute drive from the beach, but with amenities aplenty, these elegant Heritage Collection homes offer contemporary flair but with a definite nod to the finery of the past. With a good selection of schools and superb transport links too, Harvest Rise offers living of a very special kind.



# DISCOVER A BETTER WAY TO LIVE

Life is not just about waking up in a beautiful home. It's about everything that goes with it. From stunning open plan kitchens and entertaining spaces, to places that make the most of the outdoors through to our outstanding customer experiences. Welcome to a better way of living.





# BETTER BY DESIGN

Imagine how much better life would be, with a little more thought and a lot more space. Waking up in a home full of unique character where everything feels carefully considered inside and out. A place where you can relax, think, breathe, work and play in beautifully designed spaces. With Redrow, it's the level of care we bring, that makes all the difference.

# BETTER PLACES

Picture yourself in a peaceful setting where nature is just a short walk away. Where there's a feeling of tranquility as you enjoy a new, relaxed lifestyle, away from the hustle and bustle. A place where there's a sense of community, of living life at your own pace amongst beautiful street scenes and green open spaces where neighbours and dog walkers meet. That's what sets your new neighbourhood apart.



# BETTER EXPERIENCES

There's a better way to move home and it's with Redrow. It starts with managing your appointments and completing your reservation online. From there, you'll get to know your home and neighbours with a home preview and welcome party. Once you're in your home our home owner support section of My Redrow will help you get settled.



## AN INSPIRED **NEW HOME**

Explore what makes this  
collection so unique


We're dedicated to designing and building homes with character that people are proud to live in. Inspired by the past but designed for the future, this collection offers the best of both worlds.



# WHAT MAKES THIS COLLECTION SO UNIQUE?

Our aim has always been to build homes of the highest quality, reflecting the craftsmanship and details associated with the Arts and Crafts movement. It's this combined with the modern, high end interiors we pride ourselves on that makes this award winning collection so enviable.

Every inch of our homes has been carefully considered, from features such as traditional porches supported by timber posts with gallows brackets to brick plinths that run around the property. These features add grandeur and depth to the front of the home and provide anchoring effect.





## ENJOY THE AREA

Though rustic and pleasingly tranquil, Angmering has a good choice of amenities within easy reach, so shopping will always be straightforward here. You'll find a Co-operative convenience store less than half a mile from home, with a Sainsbury's in Rustington and an ASDA in Ferring, around 7 minutes and 12 minutes away in the car respectively. The local post office and pharmacy are also both less than a 10 minute drive from the development. For more all-encompassing retail therapy, Worthing town centre is around 15 minutes away and offers a range of household name stores, while the town's Montague Quarter Shopping Centre also has a good range of outlets.

For eating and drinking out, there is a diverse and varied scene. Within walking distance there are a selection of pubs, whether it's The Spotted Cow, a traditional English pub or The Lamb at Angmering, a family-owned gastro pub, there's options for all. Still reachable on foot is The Stone Room serving fresh Italian pizzas, Bengal Tandori offering the finest Indian cuisine and Big Fry, the local Fish and Chips. If you hop in the car, there's even more to explore! From succulent seafood, Sardinian style at Ristorante Al Mare to tempting tapas at Andalusia and the best of British at the Tudor Tavern, there is much to discover and enjoy.



## ENJOY AN ACTIVE **LIFESTYLE**

Anyone looking for fun, fitness and activity will be well catered for at Harvest Rise. Worthing Leisure Centre is just 15 minutes away in the car and has a sports hall, gym, 3G football pitches and more. Littlehampton Wave has a swimming pool and classes, while golfers can enjoy a round or two at Ham Manor Golf Club or Rustington Golf Centre.

Film fans can catch all the latest blockbusters at the Windmill Cinema in Littlehampton, while the Northbrook Theatre in Worthing offers a varied programme of live theatre, music and performing arts.



For family days out, you'll be spoilt for choice. From relaxing walks and picnics on the variety of beautiful beaches located nearby to kayaking and paddle-boarding at Southwater Country Park and history and culture at Worthing Museum & Gallery, there will be options to suits all tastes and requirements.



# OPPORTUNITIES FOR LEARNING

Parents with growing families will be pleased to find a good range of schools catering for youngsters at all stages of their educational journeys. There are no fewer than 6 primary schools within easy reach, all rated 'Good' by Ofsted.

For older students, Worthing High School and Bohunt School Worthing are also both rated 'Good', along with Steyning Grammar School.



# GETTING AROUND


Harvest Rise has excellent transport connections, whether you're travelling by road or rail. The A27 trunk road is just minutes away for onward journeys to Chichester, Worthing and Brighton and Hove, while London is around 2 hours and 15 minutes away via the A24.

For rail travel, Angmering train station is around 11 minutes in the car and offers services to Southampton (1 hour and 14 minutes), Portsmouth (48 minutes), Brighton (32 minutes) and London Bridge (1 hour and 31 minutes).

For air travel, London Gatwick Airport is around 49 minutes away by road, and London Heathrow around 1 hour and 20 minutes, with both offering flights around the globe.

# WE PUT MORE IN

At Redrow we work hard to contribute to the existing facilities and create new ones, to dovetail our development into the local community. Below are some of the community benefits installed at **Harvest Rise**.















# SO YOU GET MORE OUT


- Public Green Spaces
- Cycleways & Footpaths

# EXPLORE HARVEST RISE

## KEY

 <b>WARWICK</b> 3 BEDROOM DETACHED HOME	 <b>HARROGATE</b> 4 BEDROOM DETACHED HOME
 <b>STRATFORD</b> 4 BEDROOM DETACHED HOME	 <b>HENLEY</b> 4 BEDROOM DETACHED HOME
 <b>MARLOW</b> 4 BEDROOM DETACHED HOME	 <b>LED SHAM</b> 4 BEDROOM DETACHED HOME
 <b>OXFORD LIFESTYLE</b> 3 BEDROOM DETACHED HOME	 <b>HAMPSTEAD</b> 5 BEDROOM DETACHED HOME
 <b>LEAMINGTON LIFESTYLE</b> 3 BEDROOM DETACHED HOME	 <b>RICHMOND</b> 4 BEDROOM DETACHED HOME
 <b>SHAFTESBURY</b> 4 BEDROOM DETACHED HOME	 <b>AFFORDABLE HOUSING</b>

**Affordable Housing:**  
DART - 87, 88, 89, 90, 91 & 92

**V** - Visitor Parking  
**S/S** - Sub Station  
**LEAP** - Locally Equipped Area of Play  
 - Air Source Heat Pump



This plan is indicative and is intended for guidance only and does not form part of any contract or agreement, nor does it show ownership boundaries, easements or wayleaves and is subject to change. For specific details, other than general site layout, please liaise directly with our Sales Consultant.



**HERITAGE**

- REDROW -

# THE LETCHWORTH

THREE BEDROOM SEMI-DETACHED HOME

 **REDROW**



**HERITAGE**

- REDROW -

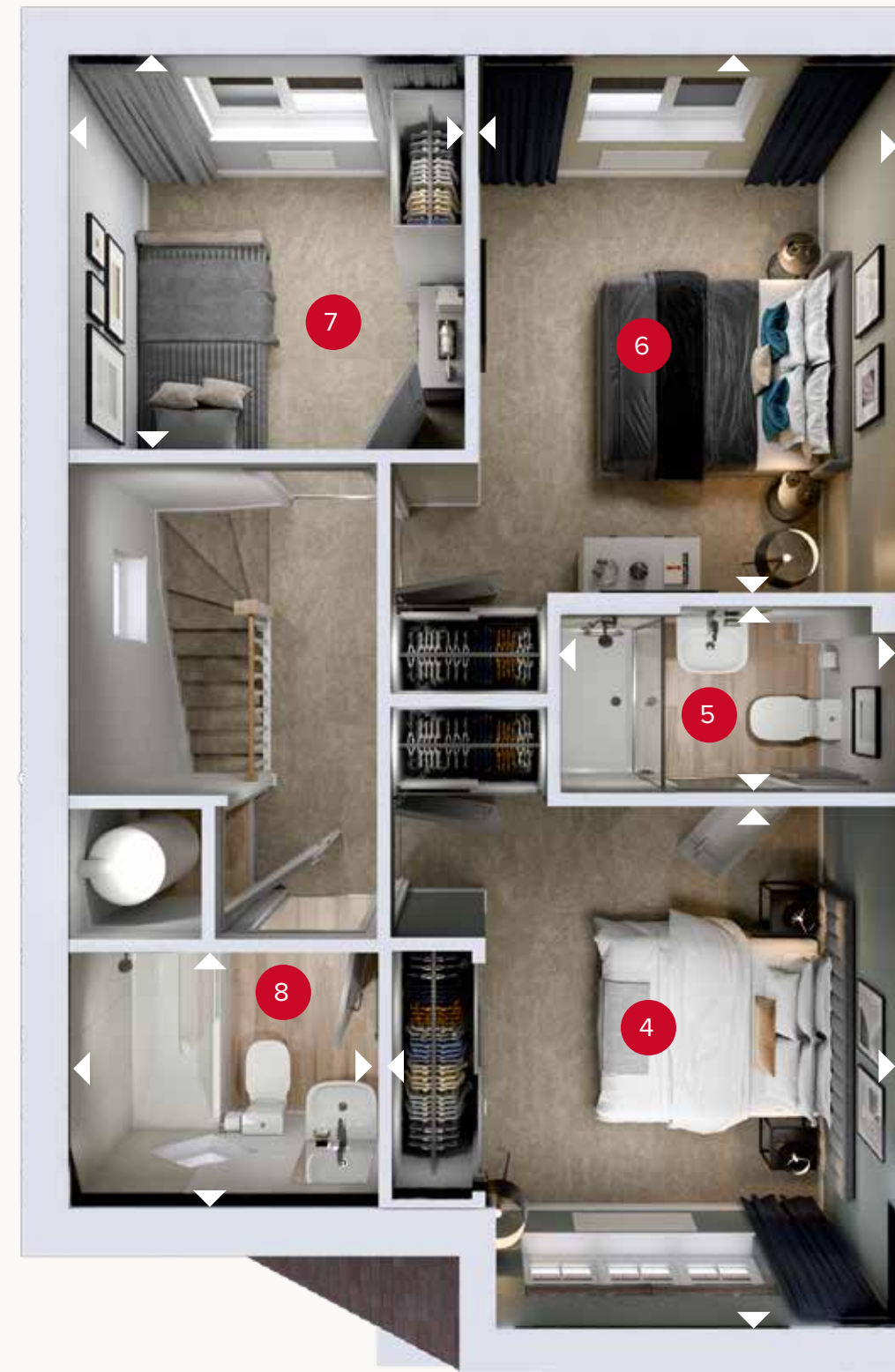
# THE LETCHWORTH

THREE BEDROOM SEMI-DETACHED HOME

 **REDROW**



**GROUND FLOOR**



**FIRST FLOOR**

# THE LETCHWORTH

## GROUND FLOOR

1	Kitchen/Dining	18'1" x 11'5"	5.50 x 3.48 m
2	Lounge	16'1" x 11'0"	4.89 x 3.35 m
3	Cloaks	6'5" x 2'11"	1.94 x 0.90 m

## FIRST FLOOR

4	Bedroom 1	11'5" x 11'1"	3.47 x 3.38 m
5	En-suite	7'5" x 4'1"	2.26 x 1.25 m
6	Bedroom 2	11'10" x 9'3"	3.62 x 2.81 m
7	Bedroom 3	8'8" x 8'7"	2.64 x 2.61 m
8	Bathroom	6'8" x 5'7"	2.03 x 1.71 m



29.03.2022

Customers should note this illustration is an example of the Letchworth house type. All dimensions indicated are approximate and the furniture layout is for illustrative purposes only. Homes may be 'handed' (mirror image) versions of the illustrations, and may be detached, semi-detached or terraced. Materials used may differ from plot to plot including render and roof tile colours. Detailed plans and specifications are available for inspection for each plot at our Customer Experience Suite or Sales Centre during working hours and customers must check their individual specifications prior to making a reservation. Please note that the specification shown in this plan may include optional upgrades from standard specification. Please speak with your Sales Consultant or visit MyRedrow for more information. EG\_LETC\_SM.2

▷ Denotes where dimensions are taken from. All wardrobes are subject to site specification. Please see Sales Consultant for further details.

ov - oven  
ff - fridge freezer  
dw - dishwasher  
wm - washing machine space  
td - tumble dryer space





**HERITAGE**

- REDROW -

# THE WARWICK

THREE BEDROOM DETACHED HOME

 **REDROW**



**HERITAGE**


- REDROW -

# THE WARWICK

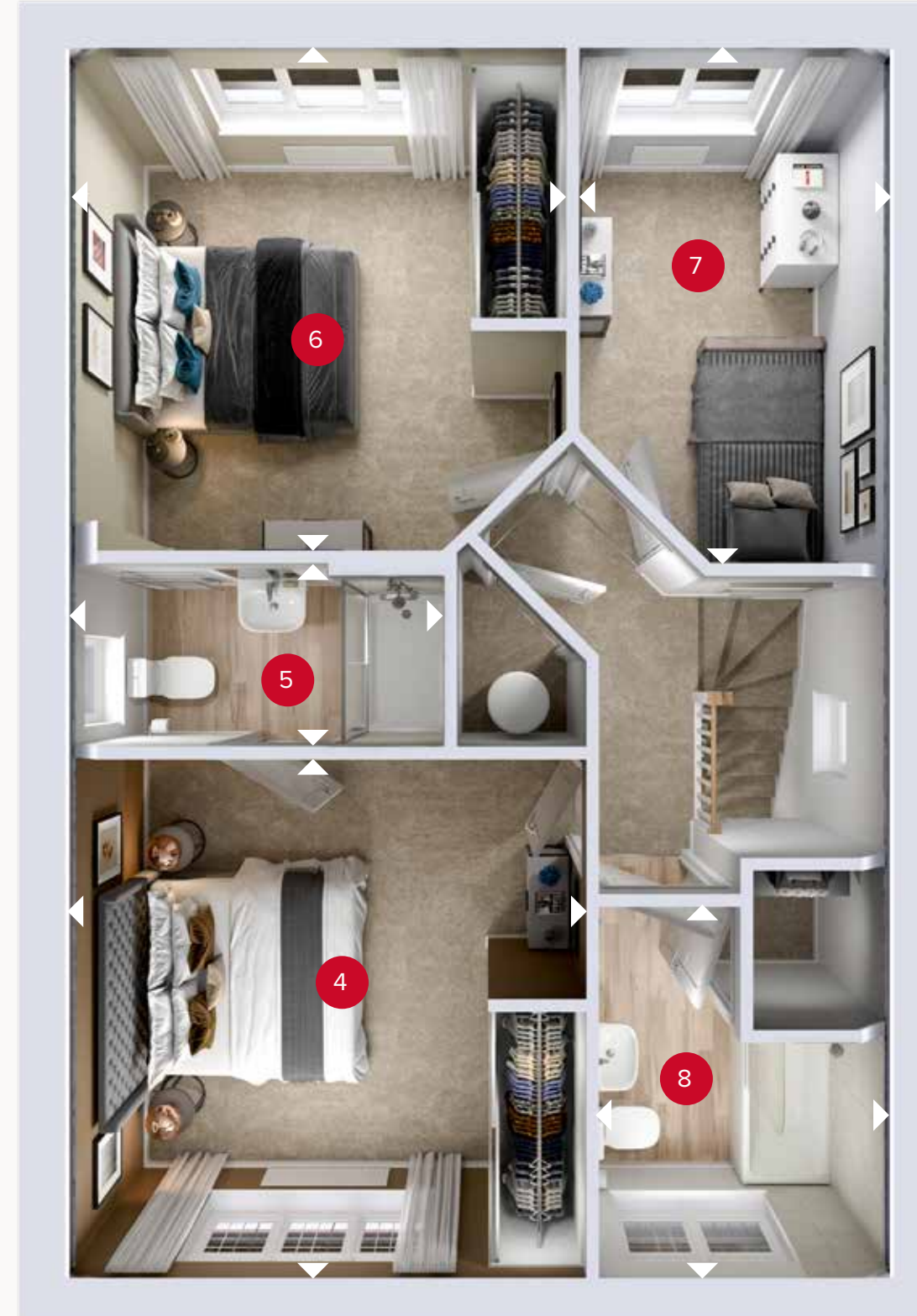
THREE BEDROOM DETACHED HOME

 **REDROW**





**GROUND FLOOR**



**FIRST FLOOR**

# THE WARWICK

## GROUND FLOOR

1 Lounge	15'7" x 11'6"	4.75 x 3.49 m
2 Kitchen/ Dining	18'9" x 12'3"	5.70 x 3.73 m
3 Cloaks	5'7" x 3'2"	1.70 x 0.98 m

## FIRST FLOOR

4 Bedroom 1	12'0" x 11'8"	3.66 x 3.56 m
5 En-suite	8'3" x 4'2"	2.51 x 1.27 m
6 Bedroom 2	11'6" x 11'3"	3.50 x 3.42 m
7 Bedroom 3	12'4" x 7'2"	3.75 x 2.19 m
8 Bathroom	8'9" x 6'9"	2.66 x 2.05 m



**HERITAGE**

- REDROW -

# THE AMBERLEY

THREE BEDROOM DETACHED HOME

 **REDROW**



**HERITAGE**

- REDROW -

# THE AMBERLEY


THREE BEDROOM DETACHED HOME

 **REDROW**

# THE AMBERLEY



**GROUND FLOOR**



**FIRST FLOOR**

## GROUND FLOOR

1	Kitchen/Dining	18'9" x 11'1"	5.70 x 3.37 m
2	Lounge	18'9" x 11'3"	5.70 x 3.43 m
3	Utility	6'10" x 6'0"	2.09 x 1.82 m
4	Cloaks	4'11" x 3'7"	1.50 x 1.10 m

## FIRST FLOOR

5	Bedroom 1	11'4" x 10'6"	3.46 x 3.20 m
6	En-suite	7'9" x 5'6"	2.36 x 1.69 m
7	Bedroom 2	11'3" x 9'11"	3.43 x 3.02 m
8	Bedroom 3	11'3" x 8'6"	3.43 x 2.60 m
9	Bathroom	6'10" x 6'5"	2.09 x 1.95 m



20.03.2023

Customers should note this illustration is an example of the Amberley house type. All dimensions indicated are approximate and the furniture layout is for illustrative purposes only. Homes may be "handed" (mirror image) versions of the illustrations, and may be detached, semi-detached or terraced. Materials used may differ from plot to plot including render and roof tile colours. Detailed plans and specifications are available for inspection for each plot at our Customer Experience Suite or Sales Centre during working hours and customers must check their individual specifications prior to making a reservation. Please note that the specification show in this plan may include optional upgrades from standard specification. Please speak with your Sales Consultant or visit MyRedrow for more information. EG\_AMBY\_DM.2

▷ Denotes where dimensions are taken from. All wardrobes are subject to site specification. Please see Sales Consultant for further details.

ov - oven  
ff - fridge freezer  
dw - dishwasher

wm - washing machine space  
td - tumble dryer space





**HERITAGE**

- REDROW -

# THE MARLOW


FOUR BEDROOM DETACHED HOME

 **REDROW**

# THE MARLOW



**GROUND FLOOR**



**FIRST FLOOR**

## GROUND FLOOR

1	Lounge	17'0" x 10'11"	5.19 x 3.34 m
2	Kitchen/ Dining	14'10" x 13'7"	4.52 x 4.15 m
3	Utility	9'10" x 5'10"	2.99 x 1.78 m
4	Cloaks	5'10" x 3'6"	1.78 x 1.06 m
5	Garage	19'9" x 10'0"	6.01 x 3.05 m

## FIRST FLOOR

6	Bedroom 1	14'8" x 10'11"	4.47 x 3.34 m
7	En-suite	8'1" x 4'10"	2.46 x 1.47 m
8	Bedroom 2	12'7" x 10'3"	3.83 x 3.12 m
9	Bedroom 3	11'0" x 10'3"	3.34 x 3.12 m
10	Bedroom 4	10'7" x 9'0"	3.22 x 2.74 m
11	Bathroom	8'0" x 5'7"	2.44 x 1.71 m



**HERITAGE**

- REDROW -

# THE OXFORD LIFESTYLE

THREE BEDROOM DETACHED HOME

 **REDROW**



**HERITAGE**

- REDROW -

# THE OXFORD LIFESTYLE

THREE BEDROOM DETACHED HOME

 **REDROW**



# THE OXFORD LIFESTYLE



**GROUND FLOOR**



**FIRST FLOOR**

## GROUND FLOOR

1	Kitchen/Dining	21'5" x 12'9"	6.53 x 3.88 m
2	Lounge	15'11" x 10'7"	4.85 x 3.23 m
3	Utility	6'7" x 5'10"	2.01 x 1.78 m
4	Cloaks	5'10" x 3'0"	1.78 x 0.92 m
5	Garage	19'4" x 9'8"	5.89 x 2.94 m

## FIRST FLOOR

6	Bedroom 1	16'0" x 10'7"	4.87 x 3.23 m
7	Dressing	7'4" x 6'8"	2.24 x 2.03 m
8	En-suite 1	10'7" x 5'11"	3.23 x 1.80 m
9	Bedroom 2	12'7" x 10'8"	3.84 x 3.26 m
10	En-suite 2	7'11" x 5'8"	2.41 x 1.74 m
11	Bedroom 3	11'9" x 9'11"	3.57 x 3.02 m
12	En-suite 3	8'3" x 6'6"	2.51 x 1.98 m



**HERITAGE**

- REDROW -

# THE OVERTON

FOUR BEDROOM DETACHED HOME

 **REDROW**

# THE OVERTON



**GROUND FLOOR**



**FIRST FLOOR**

## GROUND FLOOR

1	Lounge	15'10" x 10'7"	4.82 x 3.23m
2	Family/Kitchen/ Dining	24'5" x 12'10"	7.43 x 3.90m
3	Utility	6'7" x 5'10"	2.01 x 1.78 m
4	Cloaks	5'10" x 3'0"	1.78 x 0.92 m
5	Garage	19'4" x 9'8"	5.89 x 2.94 m

## FIRST FLOOR

6	Bedroom 1	15'11" x 10'7"	4.86 x 3.23 m
7	En-suite	7'1" x 6'6"	2.16 x 1.98 m
8	Bedroom 2	12'10" x 9'5"	3.90 x 2.87 m
9	En-suite 2	7'9" x 3'9"	2.37 x 1.14 m
10	Bedroom 3	14'5" x 9'11"	4.38 x 3.02 m
11	Bedroom 4	9'11" x 9'9"	3.03 x 2.96m
12	Bathroom	7'9" x 6'8"	2.37 x 2.04 m



Customers should note this illustration is an example of the Overton house type. All dimensions indicated are approximate and the furniture layout is for illustrative purposes only. Homes may be "handed" (mirror image) versions of the illustrations, and may be detached, semi-detached or terraced. Materials used may differ from plot to plot including render and roof tile colours. Detailed plans and specifications are available for inspection for each plot at our Customer Experience Suite or Sales Centre during working hours and customers must check their individual specifications prior to making a reservation. Please note that the specification show in this plan may include optional upgrades from standard specification. Please speak with your Sales Consultant or visit MyRedrow for more information. EG\_OVER\_DM.2

▷ Denotes where dimensions are taken from. All wardrobes are subject to site specification. Please see Sales Consultant for further details.

ov - oven  
ff - fridge freezer  
dw - dishwasher

wm - washing machine space  
td - tumble dryer space



**HERITAGE**

- REDROW -

# THE LEAMINGTON LIFESTYLE

THREE BEDROOM DETACHED HOME

 **REDROW**




**HERITAGE**

- REDROW -


# THE LEAMINGTON LIFESTYLE

THREE BEDROOM DETACHED HOME

 **REDROW**



**GROUND FLOOR**



**FIRST FLOOR**

# THE LEAMINGTON LIFESTYLE

## GROUND FLOOR

1	Kitchen/Dining/ Family	25'0" x 12'8"	7.62 x 3.87 m
2	Lounge	17'9" x 11'8"	5.42 x 3.57 m
3	Cloaks	6'0" x 5'10"	1.83 x 1.78 m
4	Utility	6'5" x 5'11"	1.95 x 1.80 m

## FIRST FLOOR

5	Bedroom 1	13'5" x 11'8"	4.09 x 3.57 m
6	En-suite 1	9'3" x 7'9"	2.83 x 2.37 m
7	Wardrobe	8'2" x 5'5"	2.49 x 1.65 m
8	Bedroom 2	11'5" x 11'0"	3.49 x 3.35 m
9	En-suite 2	8'1" x 4'2"	2.46 x 1.26 m
10	Bedroom 3	13'6" x 9'3"	4.13 x 2.83 m
11	En-suite 3	9'3" x 6'0"	2.83 x 1.83 m



05.06.2023

Customers should note this illustration is an example of the Leamington Lifestyle house type. All dimensions indicated are approximate and the furniture layout is for illustrative purposes only. Homes may be 'handed' (mirror image) versions of the illustrations, and may be detached, semi-detached or terraced. Materials used may differ from plot to plot including render and roof tile colours. Detailed plans and specifications are available for inspection for each plot at our Customer Experience Suite or Sales Centre during working hours and customers must check their individual specifications prior to making a reservation. Please note that the specification show in this plan may include optional upgrades from standard specification. Please speak with your Sales Consultant or visit MyRedrow for more information. EG\_LEAMQ\_DM.2

▷ Denotes where dimensions are taken from. All wardrobes are subject to site specification. Please see Sales Consultant for further details.

ov - oven  
ff - fridge freezer  
dw - dishwasher

wm - washing machine space  
td - tumble dryer space





**HERITAGE**

- REDROW -

# THE SHAFTESBURY

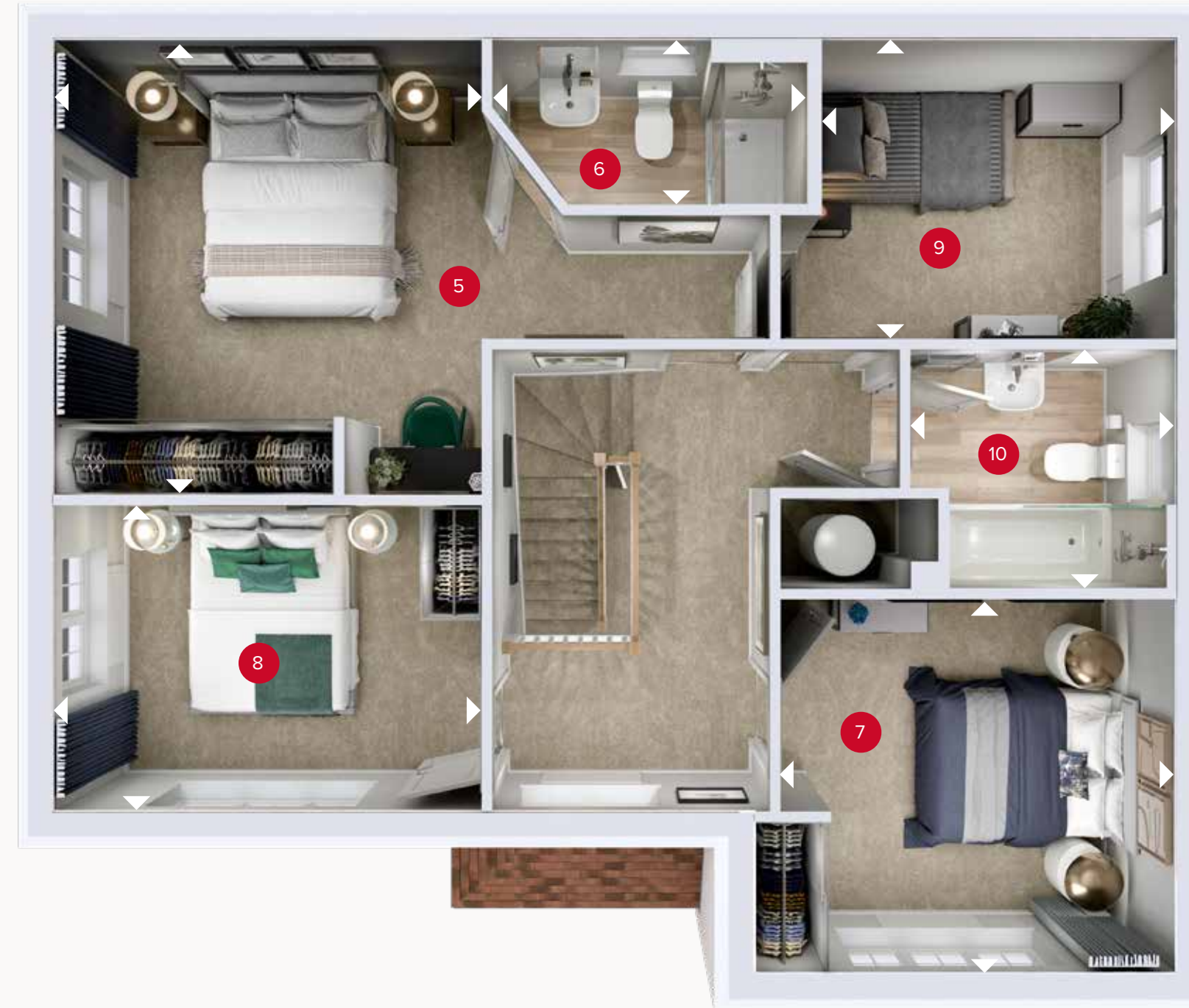
FOUR BEDROOM DETACHED HOME

 **REDROW**

# THE SHAFTESBURY



**GROUND FLOOR**



**FIRST FLOOR**

## GROUND FLOOR

1	Kitchen/Dining/ Family	25'4" x 11'9"	7.73 x 3.57 m
2	Lounge	20'11" x 11'8"	6.38 x 3.56 m
3	Cloaks	6'6" x 3'4"	1.99 x 0.97 m
4	Utility	6'6" x 5'9"	1.99 x 1.79 m

## FIRST FLOOR

5	Bedroom 1	12'3" x 11'11"	3.74 x 3.62 m
6	En-suite	8'6" x 4'5"	2.58 x 1.35 m
7	Bedroom 2	11'0" x 10'0"	3.35 x 3.05 m
8	Bedroom 3	11'11" x 8'4"	3.62 x 2.55 m
9	Bedroom 4	9'10" x 8'1"	3.01 x 2.45 m
10	Bathroom	7'5" x 6'9"	2.26 x 2.05 m





**HERITAGE**

- REDROW -

# THE HARROGATE

FOUR BEDROOM DETACHED HOME

 **REDROW**




**HERITAGE**

- REDROW -


# THE HARROGATE

FOUR BEDROOM DETACHED HOME

 **REDROW**



**GROUND FLOOR**



**FIRST FLOOR**

# THE HARROGATE

## GROUND FLOOR

1	Lounge	15'4" x 12'0"	4.68 x 3.65 m
2	Kitchen	12'5" x 10'1"	3.79 x 3.09 m
3	Dining	13'1" x 10'3"	4.00 x 3.13 m
4	Family	13'8" x 10'1"	4.17 x 3.08 m
5	Cloaks	5'8" x 3'7"	1.73 x 1.09 m
6	Utility	6'5" x 5'8"	1.94 x 1.73 m

## FIRST FLOOR

7	Bedroom 1	12'2" x 10'10"	3.72 x 3.30 m
8	Dressing	6'10" x 6'5"	2.09 x 1.96 m
9	En-suite	8'1" x 5'6"	2.47 x 1.69 m
10	Bedroom 2	13'8" x 10'0"	4.18 x 3.05 m
11	Bedroom 3	12'1" x 10'0"	3.69 x 3.05 m
12	Bedroom 4	11'2" x 9'2"	3.40 x 2.79 m
13	Bathroom	7'7" x 5'9"	2.31 x 1.76 m



**HERITAGE**

- REDROW -

# THE HENLEY

FOUR BEDROOM DETACHED HOME

 **REDROW**

# THE HENLEY

## GROUND FLOOR

1 Lounge	17'8" x 11'8"	5.37 x 3.57 m
2 Kitchen	13'4" x 11'5"	4.07 x 3.49 m
3 Dining	12'8" x 11'9"	3.85 x 3.57 m
4 Family	13'2" x 12'0"	4.03 x 3.65 m
5 Utility	6'3" x 5'11"	1.90 x 1.79 m
6 Cloaks	7'6" x 3'7"	2.28 x 1.10 m
7 Garage	17'1" x 17'0"	5.21 x 5.19 m

## FIRST FLOOR

8 Bedroom 1	16'8" x 11'8"	5.09 x 3.57 m
9 En-suite 1	10'9" x 6'4"	3.29 x 1.94 m
10 Bedroom 2	14'4" x 10'3"	4.37 x 3.11 m
11 En-suite 2	7'5" x 5'4"	2.27 x 1.63 m
12 Bedroom 3	11'11" x 10'0"	3.63 x 3.05 m
13 Bedroom 4	12'5" x 8'6"	3.78 x 2.59 m
14 Bathroom	8'4" x 7'9"	2.54 x 2.37 m



GROUND FLOOR



FIRST FLOOR



**HERITAGE**

- REDROW -

# THE LEDSHAM

FOUR BEDROOM DETACHED HOME

 **REDROW**



**HERITAGE**


- REDROW -

# THE LEDSHAM

FOUR BEDROOM DETACHED HOME

 **REDROW**

# THE LEDSHAM



**GROUND FLOOR**



**FIRST FLOOR**

## GROUND FLOOR

1	Lounge	15'11" x 11'8"	4.84 x 3.57 m
2	Kitchen/Dining	19'10" x 17'0"	6.05 x 5.18 m
3	Family	13'8" x 11'11"	4.16 x 3.63 m
4	Study	12'10" x 9'8"	3.90 x 2.95 m
5	Utility	7'4" x 5'6"	2.23 x 1.67 m
6	Cloaks	5'11" x 3'7"	1.81 x 1.10 m
7	Garage	17'9" x 17'5"	5.41 x 5.30 m

## FIRST FLOOR

8	Bedroom 1	11'11" x 11'5"	3.63 x 3.49 m
9	Dressing Room	8'8" x 6'2"	2.65 x 1.88 m
10	En-suite 1	9'10" x 6'0"	3.00 x 1.82 m
11	Bedroom 2	11'11" x 10'8"	3.63 x 3.24 m
12	En-suite 2	8'2" x 3'11"	2.49 x 1.19 m
13	Bedroom 3	13'1" x 9'8"	3.99 x 2.93 m
14	Bedroom 4	11'8" x 7'7"	3.55 x 2.31 m
15	Bathroom	9'9" x 7'9"	2.98 x 2.36 m



24.03.2023

Customers should note this illustration is an example of the Ledsham house type. All dimensions indicated are approximate and the furniture layout is for illustrative purposes only. Homes may be "handed" (mirror image) versions of the illustrations, and may be detached, semi-detached or terraced. Materials used may differ from plot to plot including render and roof tile colours. Detailed plans and specifications are available for inspection for each plot at our Customer Experience Suite or Sales Centre during working hours and customers must check their individual specifications prior to making a reservation. Please note that the specification show in this plan may include optional upgrades from standard specification. Please speak with your Sales Consultant or visit MyRedrow for more information. EG\_LEDH\_DM.2

▷ Denotes where dimensions are taken from. All wardrobes are subject to site specification. Please see Sales Consultant for further details.

ov - oven  
ff - fridge freezer  
dw - dishwasher space  
wm - washing machine space  
td - tumble dryer space







**HERITAGE**

- REDROW -

# THE STRATFORD

FOUR BEDROOM DETACHED HOME

 **REDROW**



**HERITAGE**

- REDROW -

# THE STRATFORD

FOUR BEDROOM DETACHED HOME

 **REDROW**


# THE STRATFORD

## GROUND FLOOR


1	Lounge	16'4" x 11'6"	4.97 x 3.51 m
2	Family/ Kitchen/ Dining	19'5" x 14'11"	5.93 x 4.54 m
3	Cloaks	7'3" x 3'6"	2.20 x 1.07 m

## FIRST FLOOR

4	Bedroom 1	14'4" x 10'7"	4.36 x 3.24 m
5	En-suite	7'4" x 4'7"	2.24 x 1.39 m
6	Bedroom 2	12'0" x 9'11"	3.66 x 3.02 m
7	Bedroom 3	9'3" x 7'10"	2.81 x 2.38 m
8	Bedroom 4	8'7" x 7'3"	2.60 x 2.20 m
9	Bathroom	6'9" x 5'9"	2.05 x 1.76 m



**GROUND FLOOR**



**FIRST FLOOR**



02.03.2023

Customers should note this illustration is an example of the Stratford house type. All dimensions indicated are approximate and the furniture layout is for illustrative purposes only. Homes may be 'handed' (mirror image) versions of the illustrations, and may be detached, semi-detached or terraced. Materials used may differ from plot to plot including render and roof tile colours. Detailed plans and specifications are available for inspection for each plot at our Customer Experience Suite or Sales Centre during working hours and customers must check their individual specifications prior to making a reservation. Please note that the specification show in this plan may include optional upgrades from standard specification. Please speak with your Sales Consultant or visit MyRedrow for more information. EG\_STRA\_DM.2

▷ Denotes where dimensions are taken from. All wardrobes are subject to site specification. Please see Sales Consultant for further details.

ov - oven  
ff - fridge freezer  
dw - dishwasher space  
wm - washing machine space  
td - tumble dryer space





**HERITAGE**

- REDROW -

# THE HAMPSTEAD

FIVE BEDROOM DETACHED HOME

 **REDROW**



**HERITAGE**

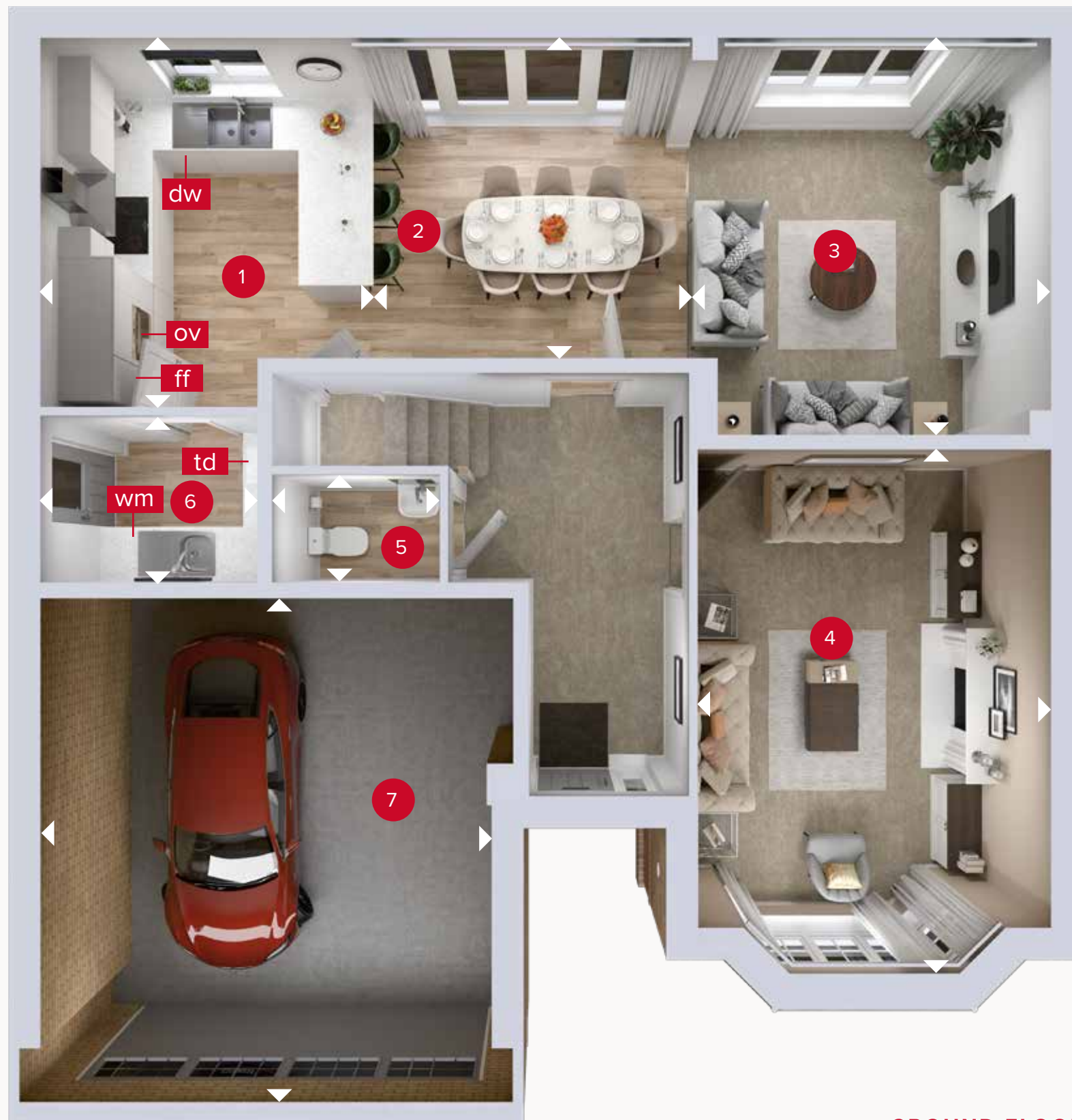
- REDROW -

# THE HAMPSTEAD

FIVE BEDROOM DETACHED HOME

 **REDROW**

# THE HAMPSTEAD



**GROUND FLOOR**



**FIRST FLOOR**

## GROUND FLOOR

1	Kitchen	12'3" x 10'9"	3.74 x 3.28 m
2	Dining	11'7" x 11'1"	3.53 x 3.37 m
3	Family	13'8" x 11'6"	4.16 x 3.50 m
4	Lounge	17'7" x 11'8"	5.35 x 3.56 m
5	Cloaks	5'8" x 3'7"	1.72 x 1.09 m
6	Utility	7'3" x 6'0"	2.20 x 1.83 m
7	Garage	16'10" x 15'2"	5.12 x 4.63 m

## FIRST FLOOR

8	Bedroom 1	14'10" x 13'2"	4.51 x 4.01 m
9	En-suite 1	7'8" x 6'0"	2.34 x 1.83 m
10	Bedroom 2	10'11" x 10'2"	3.32 x 3.11 m
11	En-suite 2	7'7" x 4'6"	2.30 x 1.36 m
12	Bedroom 3	14'9" x 10'6"	4.49 x 3.21 m
13	Bedroom 4	11'3" x 9'9"	3.43 x 2.98 m
14	Bedroom 5/Study	11'3" x 7'9"	3.43 x 2.37 m
15	Bathroom	9'7" x 7'3"	2.91 x 2.20 m



Customers should note this illustration is an example of the Hampstead house type. All dimensions indicated are approximate and the furniture layout is for illustrative purposes only. Homes may be "handed" (mirror image) versions of the illustrations, and may be detached, semi-detached or terraced. Materials used may differ from plot to plot including render and roof tile colours. Detailed plans and specifications are available for inspection for each plot at our Customer Experience Suite or Sales Centre during working hours and customers must check their individual specifications prior to making a reservation. Please note that the specification show in this plan may include optional upgrades from standard specification. Please speak with your Sales Consultant or visit MyRedrow for more information. EG\_HAMP\_DM.2

▷ Denotes where dimensions are taken from. All wardrobes are subject to site specification. Please see Sales Consultant for further details.

ov - oven  
ff - fridge freezer  
dw - dishwasher  
wm - washing machine space  
td - tumble dryer space



**HERITAGE**

- REDROW -

# THE RICHMOND

FOUR BEDROOM DETACHED HOME

 **REDROW**



**HERITAGE**

- REDROW -

# THE RICHMOND

FOUR BEDROOM DETACHED HOME


 **REDROW**



# THE RICHMOND



**GROUND FLOOR**



**FIRST FLOOR**

## GROUND FLOOR

1	Lounge	17'7" x 12'10"	5.35 x 3.90 m
2	Family	14'0" x 11'3"	4.28 x 3.42 m
3	Dining	11'3" x 11'3"	3.43 x 3.42 m
4	Kitchen	15'5" x 14'3"	4.69 x 4.35 m
5	Utility	11'3" x 5'3"	3.42 x 1.60 m
6	Cloaks	5'6" x 3'8"	1.68 x 1.12 m
7	Garage	17'9" x 16'6"	5.41 x 5.03 m

## FIRST FLOOR

8	Bedroom 1	14'8" x 12'10"	4.46 x 3.90 m
9	En-suite 1	7'9" x 7'2"	2.37 x 2.17 m
10	Wardrobe	7'2" x 6'9"	2.17 x 2.06 m
11	Bedroom 2	12'5" x 11'5"	3.78 x 3.49 m
12	En-suite 2	8'9" x 4'2"	2.66 x 1.28 m
13	Bedroom 3	11'7" x 9'8"	3.54 x 2.93 m
14	Bedroom 4	11'5" x 9'0"	3.49 x 2.74 m
15	Bathroom	10'10" x 6'1"	3.30 x 1.86 m



01.06.2023

Customers should note this illustration is an example of the Richmond house type. All dimensions indicated are approximate and the furniture layout is for illustrative purposes only. Homes may be "handed" (mirror image) versions of the illustrations, and may be detached, semi-detached or terraced. Materials used may differ from plot to plot including render and roof tile colours. Detailed plans and specifications are available for inspection for each plot at our Customer Experience Suite or Sales Centre during working hours and customers must check their individual specifications prior to making a reservation. Please note that the specification show in this plan may include optional upgrades from standard specification. Please speak with your Sales Consultant or visit MyRedrow for more information. EG\_RICH\_DM.2

▷ Denotes where dimensions are taken from. All wardrobes are subject to site specification. Please see Sales Consultant for further details.

ov - oven  
ff - fridge freezer  
dw - dishwasher

wm - washing machine space  
td - tumble dryer space  
wc - wine cooler



# SKILFUL EXECUTION

Quality is never an accident, it is always the result of high attention to detail. It represents the wise choice of many alternatives.



# PLAN YOUR DREAM HOME



## KITCHEN & UTILITY

### Kitchen Styles

A range of quality kitchen styles from Symphony. Please see Sales Consultant for details.

### Work Surfaces

Laminate worktop as standard- refer to My Redrow for choices. Granite and Silestone options available as an upgrade.

### Upstand

Matching above worktops, with stainless Steel splashback behind Hob.


### Bowl & Tap

Stainless steel one and a half bowl with mixer tap to housetypes under 1600sqft. Stainless steel double bowl with mixer tap to housetypes over 1600sqft.

Stainless steel single bowl with mixer tap to Utility Room (where applicable.)

### Appliances AEG

- AEG 60cm ceramic hob with 4 heat zones to housetypes under 1600sqft.
- AEG 90cm ceramic hob with 6 heat zones to housetypes over 1600sqft.
- AEG Double oven.
- Electrolux 60cm chimney extract to housetypes under 1600sqft.
- Electrolux 90cm chimney extract to housetypes over 1600sqft.
- Zanussi 50/50 fridge freezer to housetypes under 1600sqft.
- Zanussi 50/50 fridge freezer x2 to housetypes over 1600sqft.



## INTERIOR

### Walls

White Crown emulsion paint.

### Internal Doors

2 panel internal moulded door in Satin White paint.

### Internal Door Furniture

Polished chrome effect door furniture.

### Staircase

41mm Square plain spindles with 90mm square newels in satin white paint finish complete with light ash hardwood, or similar.

### Ceilings

White Crown emulsion paint.

### Central Heating

Air source heat pump as standard. See Sales Consultant for details.

### Underfloor Heating & Radiators

Myson underfloor heating is fitted as standard to the ground floor. This is with a touch control thermostat and is separated into different areas. Upstairs will have Myson premier round top radiators fitted as standard.

### Wardrobes

Gooding's wardrobes to most bedrooms are available as an optional upgrade – speak to your Sales Consultant for details.

### Data Point

Data Point finishes to match electrical accessories in rooms.

### TV Point

TV Point finishes to match electrical accessories in room.

### Electrical Sockets & Switch Plates

White electrical switch and socket plates together with pendant and batten lighting points. Please refer to drawings for types and location details.

OUR LUXURY  
SPECIFICATIONS  
ARE CAREFULLY  
CONSIDERED  
**AND BEAUTIFULLY  
DESIGNED TO MAKE  
THE MOST OF YOUR  
NEW HOME**



## BATHROOM, EN-SUITE AND CLOAKROOM

### Sanitaryware

Ideal Standard in white finish - see Sales Consultant for details.

### WC

Connect Air CC BTW Pan with access point. Connect Air cistern with dual flush valve and Connect Air seat. Soft close seats can be fitted as an upgrade.

### Wall Tiles

Porcelanosa full-height tiling around all baths. If bath does not have a shower then there will be half-height tiling. To sinks, one tile as a splash back is standard. Please speak to our sales consultants for optional upgrades.

### Bath

Tempo Arc bath 700 wide by 1700mm long with slotted click plug style waste. Meridian Isocore 170cm front bath panel.

### Shower over Bath

Shower valve & screen to be provided above the bath except when there is a separate shower enclosure within the bathroom.

Thermostatic shower valve (as development specification) above the bath including bath screen. Acrylic capped low profile shower tray. Polished chrome effect finish shower door.

### Towel Rail


Curved towel warmer in chrome effect finish to bathroom and en-suite.

### Bathroom & En-suite Basin

Connect Air 55cm with 1 tap hole, semi pedestal fitted with Ceraplan basin mixer, Slotted basin waste clink plug.

### Cloakroom Basin

Connect Air 40cm basin with 1 tap hole (please refer to drawing to confirm basin design). Fitted with Ceraplan basin mixer, Slotted basin waste clink plug



## EXTERIOR

### Fascia & Soffit

uPVC fascia and vented soffit board, in white profile.

### Rainwater System

Rainwater half-round gutters and downpipes to be finish in black.

### Windows

Sealed double-glazing uPVC windows in white finish with stainless steel easy-clean hinges. Obscure glazing to be provided for all WC and Bathroom windows.

### External Doors

GRP primed door with patterned glass. Style of door to be all as indicated on house plan, finished in solid colour externally and white finish internally. Frame to be uPVC. Rear door with patterned glass, finished internally and externally in white.

### House Numeral

To front of property on numeral plaque to match the colour of the front door except when white when numeral to be black.

### External Lights

Lantern to front entrance in black.  
Coach Down Lantern to housetypes under 1600sqft.  
Grande Georgian Lantern to housetypes over 1600sqft.

### Garden

Turf to front garden with planting where applicable, refer to landscaping layout for details. Rear Gardens topsoil in accord with NHBC requirements.

### Garage

Double power point and lighting pendant to integral and detached garages if access from plot is not through a communal courtyard. Personnel door available as an optional upgrade. Garage door to be steel up and over door to be painted to match front door. Electric EV car charging points fitted as standard.

### Door Bell

Black bell push.

### Fencing

All plots to receive 1800mm high close board fencing where screen walls are not indicated. All plots to receive 1800mm high timber gate.

# OUR COMMITMENT TO HOME-BUYERS

## Customer charter

At Redrow, we're committed to delivering a quality service throughout the whole home-buying process and beyond. This Customer Charter sets out our commitment to you, our customer.

Full details of our services will be provided to you when you reserve your new Redrow home. We will also comply with the requirements of the New Homes Quality Code, which is displayed in our Customer Experience Suites and Sales Centres. A copy of the Code is also on our website at [www.redrow.co.uk](http://www.redrow.co.uk)

- Please ask a Sales Consultant if you require a printed hard copy.
- We will provide you with full details and clear information about your chosen home.
- We will provide trained and knowledgeable staff to assist you in the home buying process.
- We will be available to answer any questions you may have and will provide you with any relevant contact details.
- We will ensure our services are accessible, meeting differing customer needs to ensure transparency and equality throughout every contact with us.
- We will assist you during the selection of Standard Choices and Optional Extras for your new home.
- We will provide you with health and safety advice to minimise the risk of danger during construction and in the use of your new home after you move in.
- We will provide you with reliable information about the Buildmark Cover, and any other cover from which you may benefit.
- We will keep you fully informed about the completion and occupation of your new home and offer you the ability to visit and view your new home with an accredited person before you move in.
- We will ensure that the functions and facilities of your home are demonstrated to you prior to moving in and that you have access to information to continue to assist with this once you move in.
- We will inform you about the after-sales service we provide. Our aim is to deal effectively and efficiently with both routine service matters and with any emergencies.
- We will provide you with details of who to contact if you believe we have not satisfactorily fulfilled our Charter commitments.
- We will always treat our customers with respect and civility and ask that you show our colleagues and working partners the same courtesy. Where necessary to protect our colleagues, we are within our rights to take action which may include limiting or ceasing communication.



# OUR REQUIREMENTS AS HOME-BUILDERS

## The New Homes Quality Code: Statement of Principles

This **Statement of Principles** (the core principles) sets out the main principles which registered developers agree to follow to benefit their customers.

### 1. FAIRNESS

Treat customers fairly throughout the buying and after-sales process.

### 2. SAFETY

Carry out and complete work in line with all regulations and requirements that apply to the new home, as set out by the Government, and have the necessary certificates from an appropriately approved body to show they have done this.

### 3. QUALITY

Complete all work to a high standard in line with all building and other standards and regulations that apply, as well as to the specification for the new home, and make sure that completion does not take place until the new home is complete (see section 2 of this code).

### 4. SERVICE

Have in place systems, processes and staff training to meet the customer service requirements of the code, and not use high-pressure selling techniques to influence a customer's decision to buy a new home.

### 5. RESPONSIVENESS

Have in place a reliable after-sales service and effective complaints procedure to make sure responses to customer queries are clear, thorough and provided in good time.

### 6. TRANSPARENCY

Provide clear and accurate information about buying the new home, including tenure and any costs the customer may have to pay in the future, such as ground rents and service charges.

### 7. INDEPENDENCE

Make sure that customers know they should appoint independent legal advisers when buying a new home and that they have the right to ask for an independent pre-completion inspection before completion takes place.

### 8. INCLUSIVITY

Take steps to identify and provide appropriate support to vulnerable customers and make sure the code is available to all customers, including in appropriate formats and languages.

### 9. SECURITY

Make sure there are reasonable financial arrangements in place, through insurance or otherwise, to meet all their obligations under the code, including repaying deposits when they are due and any financial awards made by the New Homes Ombudsman Service.

### 10. COMPLIANCE

Meet the requirements of the code and the New Homes Ombudsman Service.







# HARVEST RISE



Arundel Road, Angmering, West Sussex BN16 4ET

Discover a better way to live  
[redrow.co.uk](https://www.redrow.co.uk)