

INSPIRED

- REDROW -

THE FOXGLOVES AT MEADOW VIEW

SILVER END





WELCOME TO THE FOXGLOVES AT MEADOW VIEW





A COLLECTION OF TWO AND THREE BEDROOM HOMES IN THE HISTORIC VILLAGE OF SILVER END

The Foxgloves is a charming collection of two and three bedroom homes in the historic village of Silver End. These homes have been carefully designed to reflect the remarkable elements of art deco found throughout the village, whilst retaining the classic architectural features that define the Inspired Collection.



DISCOVER A BETTER WAY TO LIVE

Life is not just about waking up in a beautiful home. It's about everything that goes with it. From stunning open plan kitchens and entertaining spaces, to places that make the most of the outdoors through to our outstanding customer experiences. Welcome to a better way of living.





BETTER BY DESIGN

Imagine how much better life would be, with a little more thought and a lot more space. Waking up in a home full of unique character where everything feels carefully considered inside and out. A place where you can relax, think, breathe, work and play in beautifully designed spaces. With Redrow, it's the level of care we bring, that makes all the difference.

BETTER PLACES

Picture yourself in a peaceful setting where nature is just a short walk away. Where there's a feeling of tranquility as you enjoy a new, relaxed lifestyle, away from the hustle and bustle. A place where there's a sense of community, of living life at your own pace amongst beautiful street scenes and green open spaces where neighbours and dog walkers meet. That's what sets your new neighbourhood apart.



BETTER EXPERIENCES

There's a better way to move home and it's with Redrow. It starts with managing your appointments and completing your reservation online. From there, you'll get to know your home and neighbours with a home preview and welcome party. Once you're in your home our home owner support section of My Redrow will help you get settled.



AN INSPIRED **NEW HOME**

Explore what makes this
collection so unique


We're dedicated to designing and building homes with character that people are proud to live in. Inspired by the past but designed for the future, this collection offers the best of both worlds.



WHAT MAKES THIS COLLECTION SO UNIQUE?

Our aim has always been to build homes of the highest quality, reflecting the craftsmanship and details associated with the Arts and Crafts movement. It's this combined with the modern, high end interiors we pride ourselves on that makes this award winning collection so enviable.

Every inch of our homes has been carefully considered, from features such as traditional porches supported by timber posts with gallows brackets to brick plinths that run around the property. These features add grandeur and depth to the front of the home and provide anchoring effect.





ENJOY THE AREA

No matter how you prefer to spend your free time, there's always something to see and do near Foxgloves. As Britain's oldest recorded town, Colchester proudly celebrates its long and distinguished history, with a unique history dating back over 2000 years. Every period that has made Colchester what it is today can be discovered in person at the many landmarks that still stand in and around the town centre. Walk through the Medieval ruins of St Botolph's Priory, explore the history of Colchester Castle, the largest Norman Keep in Europe in the Castle Museum, or have a wander through the long, winding streets of the Dutch Quarter.

Braintree is perfect for a day out, with the Braintree Village shopping outlet offering an A to Z of household name stores and designer brands. You'll also have a great selection of restaurants to choose from, including TGI Fridays, Nando's and Five Guys, while the Cineworld cinema shows all the latest blockbusters. Chelmsford is close by and also has vibrant shopping and eating out scenes. Its upmarket Bond Street shopping centre is well worth a visit, with luxury retailers and an art gallery, while eateries include Turtle Bay, Côte and Byron.



ENJOY AN ACTIVE LIFESTYLE


Staying active is easy at Foxgloves. Braintree Swimming and Fitness Centre offers a range of ways to keep fit. Swim a few laps in the 25-metre swimming pool or work up a sweat in its gym. There is also a fitness studio that offers various group classes for when you need that extra push.

Great Notley Country Park is just a 15 minutes' drive, a 100-acre site that's suited to all ages. It's a popular spot for walking, cycling and fishing, and the Sky Ropes course and 1.2km play trail is a hit with families.

There is also a great range of golfing opportunities close to home. Rivenhall Oaks Golf Centre is just an 8 minutes' drive away, offering two courses to take on, as well as a clubhouse and restaurant to unwind in after.

OPPORTUNITIES FOR LEARNING

Foxgloves is served by a number of schools. Silver End Academy is just a 10 minutes' walk from home, whilst Rivenhall C of E is just a 2 minutes' drive, both of which catering to primary age pupils. Local secondary schools include Notley High School, which also has a sixth form, Tabor Academy, and Maltings Academy. All of which are under 7 miles from home.



GETTING AROUND



Foxgloves is ideally positioned near a range of excellent travel links. You can be on the A12 in just 7 minutes, which provides access to Colchester in 17 minutes, Chelmsford in 20 minutes and Ipswich in 35 minutes. The A120 is just 5 minutes away, offering connections to Braintree in 13 minutes, Bishop's Stortford in 32 minutes, as well as the M11 and the coast.

It also has a convenient route to Stansted Airport which can be reached in 25 minutes for international travel to exciting destinations such as Barcelona, Venice, Prague, Rome and many more. The favoured route option for the proposed A120 bypass between Kelvedon and Braintree will soon make it quicker to join the A120, with plans for it to run through the outskirts of Silver End.

For rail travel, White Notley's railway station is just a 5 minute drive from home, which offers services to Chelmsford in 17 minutes, Braintree in only 9 minutes and a 53-minute service to London Liverpool Street.

WE PUT MORE IN

At Redrow we work hard to contribute to the existing facilities and create new ones, to dovetail our development into the local community. Below are some of the community benefits installed at **The Foxgloves**.










SO YOU GET MORE OUT

- Public Green Spaces
- Cycleways & Footpaths
- Community Orchard

EXPLORE THE FOXGLOVES



KEY

	HEDDINGHAM 2 BEDROOM SEMI DETACHED HOME		DEDHAM 3 BEDROOM SEMI DETACHED HOME
	THAXTED 3 BEDROOM SEMI DETACHED HOME		EPPING 3 BEDROOM SEMI DETACHED HOME
	MERSEA 3 BEDROOM SEMI DETACHED HOME		ASHDON 3 BEDROOM SEMI DETACHED HOME
		AFFORDABLE HOUSING	



V - Visitor Parking
C/S - Cycle Store

This plan is indicative and is intended for guidance only and does not form part of any contract or agreement, nor does it show ownership boundaries, easements or wayleaves and is subject to change. For specific details, other than general site layout, please liaise directly with our Sales Consultant.



INSPIRED


- REDROW -

THE DEDHAM


THREE BEDROOM SEMI-DETACHED HOME

 **REDROW**

THE DEDHAM



GROUND FLOOR



FIRST FLOOR



SECOND FLOOR

GROUND FLOOR

1	Lounge	16'8" x 11'4"	5.09 x 3.47 m
2	Kitchen/Dining	15'6" x 9'7"	4.73 x 2.93 m
3	Cloaks	6'1" x 3'1"	1.87 x 0.96 m
4	Laundry	3'1" x 2'9"	0.93 x 0.84 m

FIRST FLOOR

5	Bedroom 2	15'7" x 10'10"	4.77 x 3.32 m
6	En-suite 2	9'11" x 5'6"	3.05 x 1.68 m
7	Bedroom 3	11'2" x 9'10"	3.42 x 3.02 m
8	Bathroom	7'4" x 6'1"	2.25 x 1.87 m

SECOND FLOOR

9	Bedroom 1	13'1" x 12'7"	4.01 x 3.84 m
10	En-suite	7'9" x 5'1"	2.38 x 1.54 m
11	Store	5'1" x 2'0"	1.57 x 0.61 m



Customers should note this illustration is an example of the Dedham house type. All dimensions indicated are approximate and the furniture layout is for illustrative purposes only. Homes may be "handed" (mirror image) versions of the illustrations, and may be detached, semi-detached or terraced. Materials used may differ from plot to plot including render and roof tile colours. Detailed plans and specifications are available for inspection for each plot at our Customer Experience Suite or Sales Centre during working hours and customers must check their individual specifications prior to making a reservation. Please note that the specification show in this plan may include optional upgrades from standard specification. Please speak with your Sales Consultant or visit MyRedrow for more information. 04526-09 EG_DEDH_DM.1

▷ Denotes where dimensions are taken from. All wardrobes are subject to site specification. Please see Sales Consultant for further details.

ov - oven
ff - fridge freezer
dw - dishwasher





INSPIRED

- REDROW -


THE MERSEA

THREE BEDROOM SEMI-DETACHED HOME

 **REDROW**



GROUND FLOOR



FIRST FLOOR

THE MERSEA

GROUND FLOOR

1	Kitchen/Dining	18'1" x 11'4"	5.50 x 3.47 m
2	Lounge	16'1" x 10'11"	4.89 x 3.35 m
3	Cloaks	6'4" x 2'11"	1.94 x 0.90 m

FIRST FLOOR

4	Bedroom 1	11'4" x 11'1"	3.47 x 3.37 m
5	En-suite	7'4" x 4'1"	2.25 x 1.25 m
6	Bedroom 2	11'10" x 11'1"	3.61 x 3.37 m
7	Bedroom 3	8'7" x 8'6"	2.64 x 2.60 m
8	Bathroom	8'2" x 6'7"	2.49 x 2.03 m



Customers should note this illustration is an example of the Mersea house type. All dimensions indicated are approximate and the furniture layout is for illustrative purposes only. Homes may be 'handed' (mirror image) versions of the illustrations, and may be detached, semi-detached or terraced. Materials used may differ from plot to plot including render and roof tile colours. Detailed plans and specifications are available for inspection for each plot at our Customer Experience Suite or Sales Centre during working hours and customers must check their individual specifications prior to making a reservation. Please note that the specification show in this plan may include optional upgrades from standard specification. Please speak with your Sales Consultant or visit MyRedrow for more information. 04526-09 EG_MERS_DM.1

▷ Denotes where dimensions are taken from. All wardrobes are subject to site specification. Please see Sales Consultant for further details.

ov - oven
ff - fridge freezer
dw - dishwasher

wm - washing machine space
td - tumble dryer space





INSPIRED

- REDROW -


THE HEDINGHAM END

TWO BEDROOM END-TERRACED HOME

 **REDROW**



GROUND FLOOR



FIRST FLOOR

THE HEDINGHAM END

GROUND FLOOR

1 Lounge	19'6" x 10'4"	5.95 x 3.16 m
2 Kitchen/Dining	14'3" x 10'4"	4.36 x 3.15 m
3 Cloaks	7'1" x 3'7"	2.17 x 1.10 m

FIRST FLOOR

4 Bedroom 1	14'3" x 13'3"	4.36 x 4.06 m
5 En-suite	6'2" x 5'6"	1.90 x 1.70 m
6 Bedroom 2	10'7" x 10'4"	3.24 x 3.16 m
7 En-suite	8'2" x 3'7"	2.50 x 1.11 m



Customers should note this illustration is an example of the Hedingham End house type. All dimensions indicated are approximate and the furniture layout is for illustrative purposes only. Homes may be 'handed' (mirror image) versions of the illustrations, and may be detached, semi-detached or terraced. Materials used may differ from plot to plot including render and roof tile colours. Detailed plans and specifications are available for inspection for each plot at our Customer Experience Suite or Sales Centre during working hours and customers must check their individual specifications prior to making a reservation. Please note that the specification show in this plan may include optional upgrades from standard specification. Please speak with your Sales Consultant or visit MyRedrow for more information. 04526-09 EG_HEDH_EM.1

▷ Denotes where dimensions are taken from. All wardrobes are subject to site specification. Please see Sales Consultant for further details.

ov - oven
ff - fridge freezer
dw - dishwasher





INSPIRED

- REDROW -


THE HEDINGHAM MID

TWO BEDROOM MID-TERRACED HOME





GROUND FLOOR



FIRST FLOOR

THE HEDINGHAM MID

GROUND FLOOR

1	Kitchen/Dining	14'3" x 10'4"	4.36 x 3.15 m
2	Lounge	19'6" x 10'4"	5.95 x 3.16 m
3	Cloaks	7'1" x 3'7"	2.17 x 1.10 m

FIRST FLOOR

4	Bedroom 1	14'3" x 13'3"	4.36 x 4.06 m
5	En-suite	6'2" x 5'6"	1.90 x 1.70 m
6	Bedroom 2	10'7" x 10'4"	3.24 x 3.16 m
7	En-suite	8'2" x 3'7"	2.50 x 1.11 m



Customers should note this illustration is an example of the Hedingham Mid house type. All dimensions indicated are approximate and the furniture layout is for illustrative purposes only. Homes may be 'handed' (mirror image) versions of the illustrations, and may be detached, semi-detached or terraced. Materials used may differ from plot to plot including render and roof tile colours. Detailed plans and specifications are available for inspection for each plot at our Customer Experience Suite or Sales Centre during working hours and customers must check their individual specifications prior to making a reservation. Please note that the specification show in this plan may include optional upgrades from standard specification. Please speak with your Sales Consultant or visit MyRedrow for more information. 04526-09 EG_HEDH_MM1

▷ Denotes where dimensions are taken from. All wardrobes are subject to site specification. Please see Sales Consultant for further details.

ov - oven
ff - fridge freezer
dw - dishwasher






INSPIRED

- REDROW -

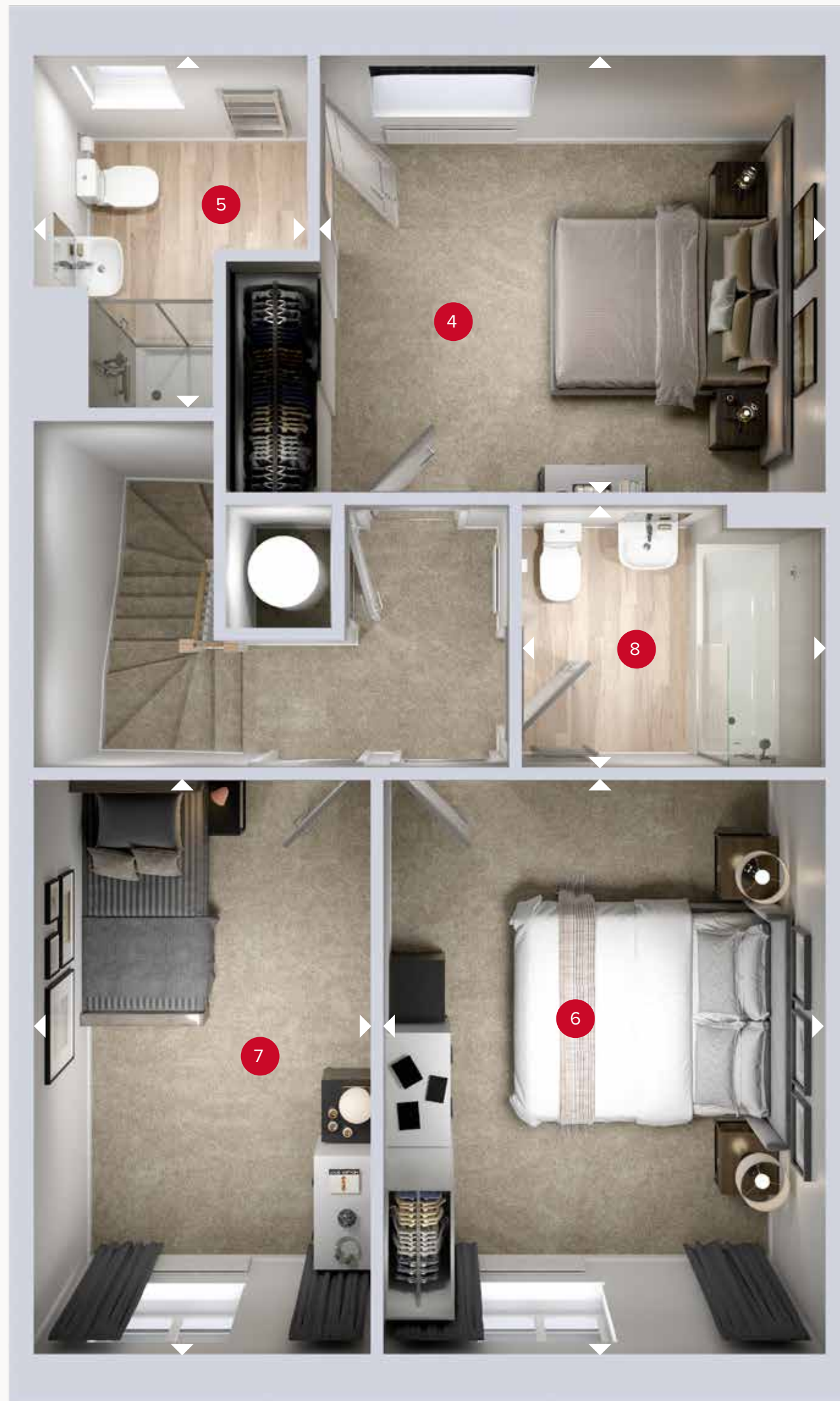
THE HEDINGHAM GRAND

THREE BEDROOM MID-TERRACED HOME

 **REDROW**



GROUND FLOOR



FIRST FLOOR

THE HEDINGHAM GRAND

GROUND FLOOR

1	Kitchen/Dining	14'3" x 10'4"	4.36 x 3.15 m
2	Lounge	19'6" x 10'4"	5.95 x 3.16 m
3	Cloaks	7'1" x 3'7"	2.17 x 1.10 m

FIRST FLOOR

4	Bedroom 1	13'10" x 10'11"	4.24 x 3.09 m
5	En-suite	8'2" x 6'3"	2.50 x 1.93 m
6	Bedroom 2	13'3" x 10'2"	4.06 x 3.12 m
7	Bedroom 3	13'3" x 7'9"	4.06 x 2.38 m
8	Bathroom	7'0" x 6'1"	2.14 x 1.85 m



Customers should note this illustration is an example of the Hedingham Grand house type. All dimensions indicated are approximate and the furniture layout is for illustrative purposes only. Homes may be 'handed' (mirror image) versions of the illustrations, and may be detached, semi-detached or terraced. Materials used may differ from plot to plot including render and roof tile colours. Detailed plans and specifications are available for inspection for each plot at our Customer Experience Suite or Sales Centre during working hours and customers must check their individual specifications prior to making a reservation. Please note that the specification shown in this plan may include optional upgrades from standard specification. Please speak with your Sales Consultant or visit MyRedrow for more information. 04526-09 EG_HEDHG_EM.1

▷ Denotes where dimensions are taken from. All wardrobes are subject to site specification. Please see Sales Consultant for further details.

ov - oven
ff - fridge freezer
dw - dishwasher





INSPIRED

- REDROW -


THE THAXTED

THREE BEDROOM END, MID AND
SEMI-DETACHED HOME

 **REDROW**



GROUND FLOOR



FIRST FLOOR



SECOND FLOOR

THE THAXTED

GROUND FLOOR

1	Kitchen/Dining	15'6" x 9'7"	4.73 x 2.93 m
2	Lounge	16'8" x 11'4"	5.09 x 3.47 m
3	Cloaks	7'1" x 3'1"	1.87 x 0.95 m

FIRST FLOOR

4	Bedroom 2	15'7" x 10'10"	4.77 x 3.32 m
5	En-suite	10'1" x 5'6"	3.05 x 1.68 m
6	Bedroom 3	11'2" x 9'10"	3.42 x 3.02 m
7	Bathroom	7'4" x 6'1"	2.25 x 1.87 m

SECOND FLOOR

8	Bedroom 1	13'1" x 12'6"	4.00 x 3.83 m
9	En-suite	7'8" x 5'0"	2.34 x 1.53 m



Customers should note this illustration is an example of the Thaxted house type. All dimensions indicated are approximate and the furniture layout is for illustrative purposes only. Homes may be 'handed' (mirror image) versions of the illustrations, and may be detached, semi-detached or terraced. Materials used may differ from plot to plot including render and roof tile colours. Detailed plans and specifications are available for inspection for each plot at our Customer Experience Suite or Sales Centre during working hours and customers must check their individual specifications prior to making a reservation. Please note that the specification show in this plan may include optional upgrades from standard specification. Please speak with your Sales Consultant or visit MyRedrow for more information. 04526-09 EG_THAX_MM.1

▷ Denotes where dimensions are taken from. All wardrobes are subject to site specification. Please see Sales Consultant for further details.

ov - oven
 ff - fridge freezer
 dw - dishwasher
 wm - washing machine space
 td - tumble dryer space
 ☒ - Roof window





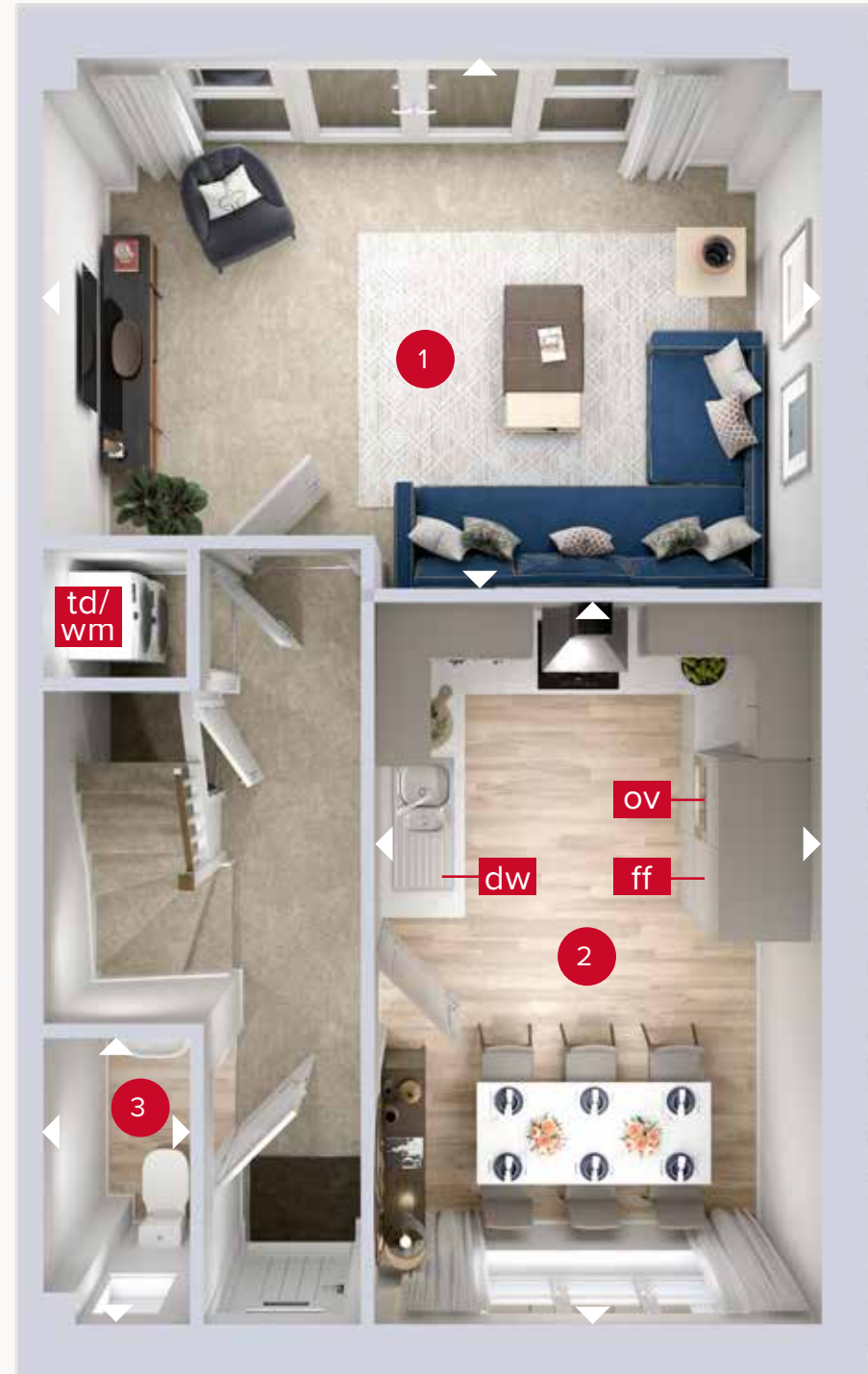
INSPIRED

- REDROW -


THE THAXTED GRAND

THREE BEDROOM MID-TERRACED HOME





GROUND FLOOR



FIRST FLOOR



SECOND FLOOR

THE THAXTED GRAND

GROUND FLOOR

1	Kitchen/Dining	15'6" x 9'7"	4.73 x 2.93 m
2	Lounge	16'8" x 11'4"	5.09 x 3.47 m
3	Cloaks	7'1" x 3'1"	1.87 x 0.95 m

FIRST FLOOR

4	Bedroom 2	15'7" x 14'11"	4.77 x 4.55 m
5	En-suite	10'0" x 5'6"	3.05 x 1.68 m
6	Bedroom 3	13'11" x 11'3"	4.26 x 3.43 m
7	Bathroom	7'4" x 6'1"	2.25 x 1.87 m

SECOND FLOOR

8	Bedroom 1	17'2" x 12'1"	5.24 x 3.67 m
9	En-suite	11'8" x 5'6"	3.58 x 1.70 m



Customers should note this illustration is an example of the Thaxted Grand house type. All dimensions indicated are approximate and the furniture layout is for illustrative purposes only. Homes may be "handed" (mirror image) versions of the illustrations, and may be detached, semi-detached or terraced. Materials used may differ from plot to plot including render and roof tile colours. Detailed plans and specifications are available for inspection for each plot at our Customer Experience Suite or Sales Centre during working hours and customers must check their individual specifications prior to making a reservation. Please note that the specification show in this plan may include optional upgrades from standard specification. Please speak with your Sales Consultant or visit MyRedrow for more information. 04526-09 EG_THAXG_DM.1

▷ Denotes where dimensions are taken from. All wardrobes are subject to site specification. Please see Sales Consultant for further details.

ov - oven
 ff - fridge freezer
 dw - dishwasher
 wm - washing machine space
 td - tumble dryer space
 ☒ - Roof window





INSPIRED

- REDROW -

THE EPPING

THREE BEDROOM END-TERRACED HOME






INSPIRED

- REDROW -


THE EPPING

THREE BEDROOM END-TERRACED HOME





GROUND FLOOR



FIRST FLOOR

THE EPPING

GROUND FLOOR

1	Kitchen/Dining	19'5" x 14'10"	5.92 x 4.53 m
2	Lounge	14'9" x 11'5"	4.50 x 3.50 m
3	Cloaks	7'2" x 3'5"	2.20 x 1.06 m

FIRST FLOOR

4	Bedroom 1	14'6" x 13'4"	4.42 x 4.08 m
5	En-suite	7'9" x 5'8"	2.37 x 1.75 m
6	Bedroom 2	15'3" x 10'7"	4.65 x 3.23 m
7	Bedroom 3	8'11" x 8'6"	2.74 x 2.60 m
8	Bathroom	6'8" x 5'8"	2.05 x 1.75 m



Customers should note this illustration is an example of the Epping house type. All dimensions indicated are approximate and the furniture layout is for illustrative purposes only. Homes may be "handed" (mirror image) versions of the illustrations, and may be detached, semi-detached or terraced. Materials used may differ from plot to plot including render and roof tile colours. Detailed plans and specifications are available for inspection for each plot at our Customer Experience Suite or Sales Centre during working hours and customers must check their individual specifications prior to making a reservation. Please note that the specification show in this plan may include optional upgrades from standard specification. Please speak with your Sales Consultant or visit MyRedrow for more information. 04526-09 EG_EPPG_EM.1

▷ Denotes where dimensions are taken from. All wardrobes are subject to site specification. Please see Sales Consultant for further details.

ov - oven
ff - fridge freezer
dw - dishwasher

wm - washing machine space
td - tumble dryer space





INSPIRED

- REDROW -

THE ASHDON

THREE BEDROOM MID-TERRACED HOME

 **REDROW**




INSPIRED

- REDROW -

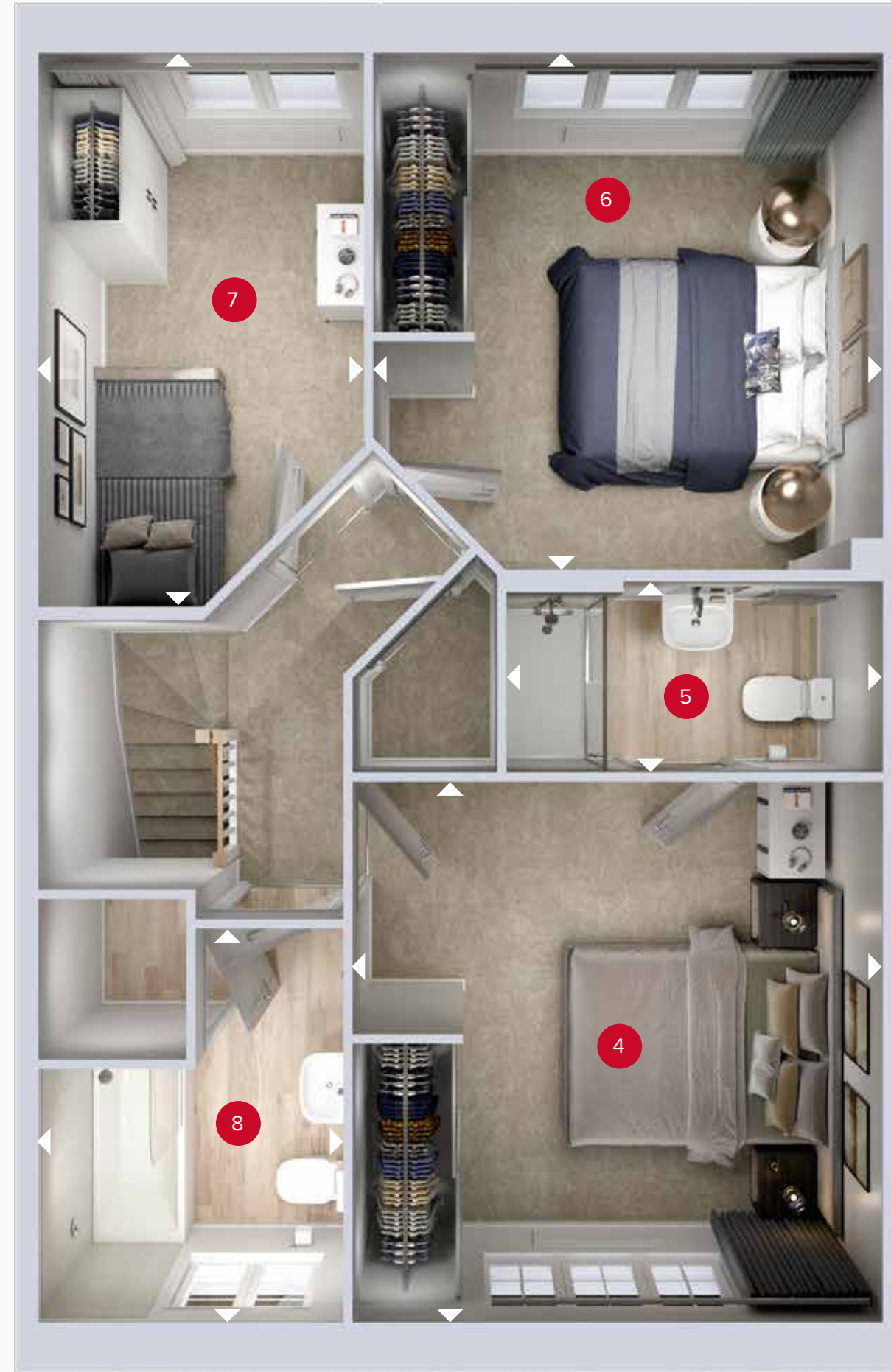
THE ASHDON

THREE BEDROOM MID-TERRACED HOME

 **REDROW**



GROUND FLOOR



FIRST FLOOR

THE ASHDON

GROUND FLOOR

1	Kitchen/Dining	18'9" x 12'2"	5.72 x 3.72 m
2	Lounge	15'7" x 11'6"	4.75 x 3.51 m
3	Cloaks	5'6" x 3'2"	1.70 x 0.97 m

FIRST FLOOR

4	Bedroom 1	12'1" x 11'8"	3.66 x 3.58 m
5	En-suite	8'4" x 4'1"	2.53 x 1.26 m
6	Bedroom 2	11'5" x 11'3"	3.50 x 3.44 m
7	Bedroom 3	12'3" x 7'2"	3.75 x 2.19 m
8	Bathroom	8'8" x 6'8"	2.66 x 2.05 m



Customers should note this illustration is an example of the Ashdon house type. All dimensions indicated are approximate and the furniture layout is for illustrative purposes only. Homes may be "handed" (mirror image) versions of the illustrations, and may be detached, semi-detached or terraced. Materials used may differ from plot to plot including render and roof tile colours. Detailed plans and specifications are available for inspection for each plot at our Customer Experience Suite or Sales Centre during working hours and customers must check their individual specifications prior to making a reservation. Please note that the specification show in this plan may include optional upgrades from standard specification. Please speak with your Sales Consultant or visit MyRedrow for more information. 04526-09 EG_ASHD_DM.1

▷ Denotes where dimensions are taken from. All wardrobes are subject to site specification. Please see Sales Consultant for further details.

ov - oven
 ff - fridge freezer
 dw - dishwasher
 wm - washing machine space
 td - tumble dryer space





INSPIRED

- REDROW -

THE ASHDON GRAND

THREE BEDROOM MID-TERRACED HOME






INSPIRED

- REDROW -

THE ASHDON GRAND

THREE BEDROOM MID-TERRACED HOME





GROUND FLOOR



FIRST FLOOR

THE ASHDON GRAND

GROUND FLOOR

1	Kitchen/Dining	18'9" x 12'2"	5.72 x 3.72 m
2	Lounge	15'7" x 11'6"	4.75 x 3.51 m
3	Cloaks	5'6" x 3'2"	1.70 x 0.97 m

FIRST FLOOR

4	Bedroom 1	14'5" x 12'1"	4.40 x 3.66 m
5	En-suite	7'11" x 4'11"	2.42 x 1.50 m
6	Bedroom 2	13'11" x 13'3"	4.25 x 4.06 m
7	Bedroom 3	12'3" x 9'2"	3.75 x 2.81 m
8	Bathroom	8'8" x 8'1"	2.66 x 2.47 m



Customers should note this illustration is an example of the Ashdon Grand house type. All dimensions indicated are approximate and the furniture layout is for illustrative purposes only. Homes may be 'handed' (mirror image) versions of the illustrations, and may be detached, semi-detached or terraced. Materials used may differ from plot to plot including render and roof tile colours. Detailed plans and specifications are available for inspection for each plot at our Customer Experience Suite or Sales Centre during working hours and customers must check their individual specifications prior to making a reservation. Please note that the specification show in this plan may include optional upgrades from standard specification. Please speak with your Sales Consultant or visit MyRedrow for more information. 04526-09 EG_ASHDG_DM.1

▷ Denotes where dimensions are taken from. All wardrobes are subject to site specification. Please see Sales Consultant for further details.

ov - oven
ff - fridge freezer
dw - dishwasher

wm - washing machine space
td - tumble dryer space



SKILFUL EXECUTION

Quality is never an accident, it is always the result of high attention to detail, it represents the wise choice of many alternatives



PLAN YOUR DREAM HOME



KITCHEN & UTILITY

Kitchen Styles

A range of quality kitchen styles from Moores. Please see Sales Consultant for details.

Work Surfaces

Square Edged worktops. Refer to agreed group specifications – My Redrow for choices.

Upstand


Matching above worktops, with stainless Steel splashback behind Hob.

Bowl & Tap

Stainless steel 1 bowl with mixer tap to units (in housetypes under 1600sqft).
Double bowl sink with mixer tap to units (in housetypes over 1600sqft).

Appliances AEG

- AEG Electric Hob
- AEG Double oven
- Electrolux Chimney extract
- Zanussi Integrated fridge/freezer 50/50



INTERIOR

Walls

White paint finish.

Internal Doors

Internal moulded door.

Internal Door Furniture

Internal Door Furniture to be polished chrome effect door furniture from Carlisle Brass.

Architrave

Torus profile MDF, 69 x 14.5mm section size with satin white paint finish.

Skirting Boards

Torus profile MDF, 194 x 14.5mm section size with satin white paint finish.

Staircase

41mm Square plain spindles with 90mm square newels in satin white paint finish complete with light ash hardwood, or similar, handrail.

Ceilings

White paint finish.

Central Heating

Air source heat pumps distributed by underfloor heating to ground floor only.

Wardrobes

Goodings wardrobes to all bedrooms are available as an optional upgrade – refer to My Redrow.

Phone Point

Phone Point finishes to match electrical accessories in rooms.

TV Point

TV Point finishes to match electrical accessories in room.

Electrical Sockets & Switch Plates

BG white electrical switch and socket plates together with pendant and batten lighting points. Please refer to drawings for types and location details.

OUR LUXURY
SPECIFICATIONS
ARE CAREFULLY
CONSIDERED
**AND BEAUTIFULLY
DESIGNED TO MAKE
THE MOST OF YOUR
NEW HOME**



BATHROOM & CLOAKROOM

Bathroom, En-suite & Cloakroom

Sanitaryware Geberit in White finish.


Wall Tiles to Cloakroom, Bathroom & En-suite

Splash back to basin and full-height tiling around bath, if bath does not have a shower then half-height tiling only. Towel Rail 'Curved style' wet-feed towel warmers in Chrome finish to be installed in Bathrooms and all En-suites.

Shower over Bath

Shower valve & screen to be provided above the bath except when there is a separate shower enclosure within the bathroom.

Thermostatic shower valve (as development specification) above the bath including bath screen.
Low profile Tray Acrylic capped low profile shower tray.
Shower Screen Polished Chrome effect finish shower door.



EXTERIOR

Fascia & Soffit

uPVC fascia and vented soffit board, in white profile.

Rainwater System

Rainwater half-round gutters and downpipes to be finish in black for brick and render elevations as per group deals.

Windows

Sealed double-glazing uPVC windows in white finish with stainless steel easy-clean hinges. Obscure glazing to be provided for all WC and Bathroom windows.

External Doors

GRP primed door with patterned glass. Style of door to be all as indicated on house plan, finished in solid colour externally and white finish internally. Frame to be uPVC. Rear steel door with patterned glass, finished internally and externally in white.

House Numeral

To front of property on numeral plaque from Bennetts to match the colour of the front door except when white when numeral to be black.

External Lights

Front lamp provided as standard position as indicated on plot specific drawings.

Garden

Front Quality turf to front garden with planting where applicable, refer to landscaping layout for details. Rear Gardens topsoil in accord with NHBC requirements.

Garage

Detached garages to receive double socket point and lighting pendant if access from plot is not through a communal courtyard. Doors Novofern Berwick style or similar steel up & over with window panels to top. Door & frame finish to be painted to match front door colour.

Door Bell

Black bell push with transformer.

Fencing

All plots to receive 1800mm high close board fencing where screen walls are not indicated. All plots to receive 1800mm high close board framed, ledged and braced gate.

OUR COMMITMENT TO HOME-BUYERS

Customer charter

At Redrow, we're committed to delivering a quality service throughout the whole home-buying process and beyond. This Customer Charter sets out our commitment to you, our customer.

Full details of our services will be provided to you when you reserve your new Redrow home. We will also comply with the requirements of the New Homes Quality Code, which is displayed in our Customer Experience Suites and Sales Centres. A copy of the Code is also on our website at www.redrow.co.uk

- Please ask a Sales Consultant if you require a printed hard copy.
- We will provide you with full details and clear information about your chosen home.
- We will provide trained and knowledgeable staff to assist you in the home buying process.
- We will be available to answer any questions you may have and will provide you with any relevant contact details.
- We will ensure our services are accessible, meeting differing customer needs to ensure transparency and equality throughout every contact with us.
- We will assist you during the selection of Standard Choices and Optional Extras for your new home.
- We will provide you with health and safety advice to minimise the risk of danger during construction and in the use of your new home after you move in.
- We will provide you with reliable information about the Buildmark Cover, and any other cover from which you may benefit.
- We will keep you fully informed about the completion and occupation of your new home and offer you the ability to visit and view your new home with an accredited person before you move in.
- We will ensure that the functions and facilities of your home are demonstrated to you prior to moving in and that you have access to information to continue to assist with this once you move in.
- We will inform you about the after-sales service we provide. Our aim is to deal effectively and efficiently with both routine service matters and with any emergencies.
- We will provide you with details of who to contact if you believe we have not satisfactorily fulfilled our Charter commitments.
- We will always treat our customers with respect and civility and ask that you show our colleagues and working partners the same courtesy. Where necessary to protect our colleagues, we are within our rights to take action which may include limiting or ceasing communication.



OUR REQUIREMENTS AS HOME-BUILDERS

The New Homes Quality Code: Statement of Principles

This **Statement of Principles** (the core principles) sets out the main principles which registered developers agree to follow to benefit their customers.

1. FAIRNESS

Treat customers fairly throughout the buying and after-sales process.

2. SAFETY

Carry out and complete work in line with all regulations and requirements that apply to the new home, as set out by the Government, and have the necessary certificates from an appropriately approved body to show they have done this.

3. QUALITY

Complete all work to a high standard in line with all building and other standards and regulations that apply, as well as to the specification for the new home, and make sure that completion does not take place until the new home is complete (see section 2 of this code).

4. SERVICE

Have in place systems, processes and staff training to meet the customer service requirements of the code, and not use high-pressure selling techniques to influence a customer's decision to buy a new home.

5. RESPONSIVENESS

Have in place a reliable after-sales service and effective complaints procedure to make sure responses to customer queries are clear, thorough and provided in good time.

6. TRANSPARENCY

Provide clear and accurate information about buying the new home, including tenure and any costs the customer may have to pay in the future, such as ground rents and service charges.

7. INDEPENDENCE

Make sure that customers know they should appoint independent legal advisers when buying a new home and that they have the right to ask for an independent pre-completion inspection before completion takes place.

8. INCLUSIVITY

Take steps to identify and provide appropriate support to vulnerable customers and make sure the code is available to all customers, including in appropriate formats and languages.

9. SECURITY

Make sure there are reasonable financial arrangements in place, through insurance or otherwise, to meet all their obligations under the code, including repaying deposits when they are due and any financial awards made by the New Homes Ombudsman Service.

10. COMPLIANCE

Meet the requirements of the code and the New Homes Ombudsman Service.



INSPIRED

- REDROW -

THE FOXGLOVES AT MEADOW VIEW

—

Western Road, Silver End, Essex CM8 3SE

Discover a better way to live

redrow.co.uk