



Willow Green

WARFIELD, BERKSHIRE

A stunning collection of two, three, four and five bedroom homes nestled on the outskirts of Warfield, Berkshire.


Taylor
Wimpey

Contents

→ **Welcome to Willow Green**



→ **Personalise your home**



→ **Included as standard**




→ **Our homes**



→ **Ways to buy**



→ **Take your next step**



Welcome to Willow Green

Situated in the heart of Berkshire, in the historic parish of Warfield, Willow Green provides the perfect blend between countryside living and urban convenience.

This small, yet beautiful collection of homes captures the character of the locality and showcases a range of designs that combine traditional features with a contemporary twist. Designed to maximise energy efficiency, the homes at Willow Green boast modern interiors with elegant finishes.



[→ View the site plan](#)

Love village life

Willow Green offers the perfect place to put down roots, bringing together the best of both worlds: idyllic countryside and urban living. Surrounded by an abundance of green spaces, it's an ideal setting for weekend walks or unwinding after a long day, allowing you to pause, reset, and relish in the wonders of nature.

Ideal for those commuting, Willow Green is close to Bracknell railway station, which offers direct connections to Reading and London Waterloo. Plus, there is convenient access to major road networks including the M4, M3 and A329M, all just a short drive away.

Boasting a wide range of local amenities, including schools, supermarkets, pubs, and restaurants, this development provides you with all the essentials for everyday living. Additionally, The Lexicon, a leading retail and leisure destination, is just a short drive away, offering a wealth of amenities such as shops, restaurants, and a cinema.

Local countryside



Larks Hill Park, Warfield



Rural village of Warfield



[Watch development video](#)



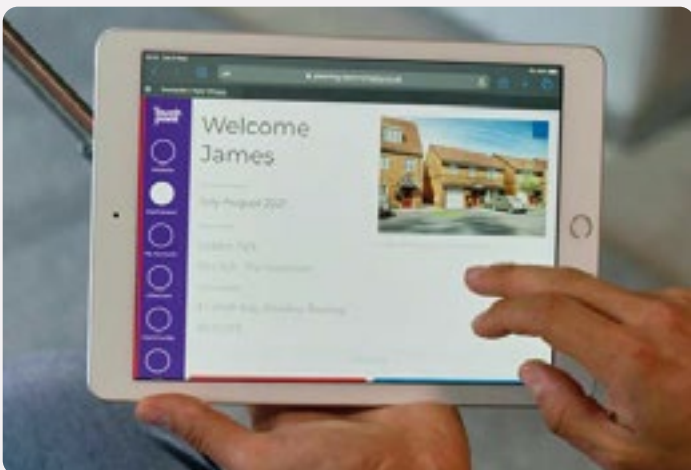
Personalise your home

A new Taylor Wimpey home is a blank canvas, ready for you to put your stamp on even before you move in. You can choose from a range of high quality options for your kitchen, bedroom and bathroom to suit your taste – and all from the comfort of your sofa. We offer dark and light kitchen units and patterned or plain tiles for your bathroom, so whatever your preferred style we've got you covered.

Using our innovative Options Online tool, you can visualise your new home room-by-room and customise each as you go. You can also choose your options with the help of your Sales Executive if you'd prefer.

Our customers have created some fantastic spaces in their homes and you can get inspiration from their choices by following us on Instagram. You can also check out a host of interior design tips on our website.

[→ Find out more](#)



Options availability is subject to build stage of plots and options won't be available if plots have reached a certain build stage. Please contact the Sales Executive for further information.

Included as standard

From the external features to the finishing touches, every detail of our homes is designed with our customers in mind.

While you'll have the choice to upgrade some of our standard offerings, all of our houses are fitted with a range of high quality features at no extra cost to you.

You'll find a complete list of all items that come as standard in your house below.



Kitchens

All of our kitchens are fitted with beautiful units and worktops and you can choose your preferred style and colour to create your perfect cooking and entertaining space.

A range of accessories including stylish splashbacks, a stainless steel sink and Zeno Taps, and lighting give your kitchen a clean, contemporary finish. You'll get a modern, energy efficient AEG oven with built-in gas hob and integrated hood.

Utility rooms[†]

Units will be fitted to match your chosen kitchen style, complete with a stainless steel sink and Zeno Taps. If your home has a toilet in the utility room, we'll fit a contemporary white basin and toilet for a sleek finish.



Bathrooms, en suites[†] and shower rooms[†]

Modern white sanitaryware, including toilet, basin and bath with chrome Ideal Standard taps give your main bathroom a clean look. The same sanitaryware is fitted in en suites and shower rooms which also benefit from an Aqualisa shower and glass enclosure.

For a distinct look, we offer a varied range of half height Porcelanosa ceramic wall tiles for you to choose from to make your bathroom and en suite stand out from the crowd.



Garden[†]

The outside of your home is just as carefully considered as the inside. You'll get a fully turfed and landscaped front garden – including plants. The back garden includes a slabbed area and your privacy is protected by a garden fence.



All of the specification listed is included in our houses as standard. For the specification included in our apartments, please see the separate apartment specification list. Standard specifications are correct at time of going to print, but are subject to change without notice. Please contact the Sales Executive for further information. † = Where applicable.

Specification of our houses

Kitchens	
Integrated kitchen with a selection of doors	✓
Laminate worktop and upstand	✓
Ascona 1.5 bowl stainless steel sink with mixer tap	✓
AEG Single/Double stainless steel oven (house-type specific)	✓
Stainless steel chimney extractor hood	✓
AEG 4 burner gas hob (house-type specific)	✓
AEG 5 burner gas hob (house-type specific)	✓
Glass splashback behind hob	✓
AEG integrated fridge/freezer	✓
AEG integrated dishwasher	✓
AEG integrated washing machine	✓
AEG integrated washer/dryer to apartments and FOGs	✓
Bathrooms, en suites, utility and cloakrooms	
Roca Gap white bath	✓
Ideal Standard taps	✓
Cloakroom – Porcelanosa half-height tiling to all walls	✓
Bathroom – Porcelanosa full-height tiling to bath and half-height tiling to all other walls	✓
Bathroom – Thermostatic shower and screen	✓
En suite/s - Porcelanosa full-height tiling to shower enclosure and half height tiling to all other walls	✓
Chrome Heated Towel Radiators to Bathroom and En suite/s	
Central heating/hot water system	
Fully programmable gas central heating providing hot water	✓
White thermostatic controlled radiators	✓
Mains pressure hot water system providing plumbing free roof space	✓
Cavity wall insulation	✓
Loft insulation in line with building regulations	✓
Electrical features	
Power points in line with NHBC requirements	✓
TV socket to living room and bedroom one (if indicated on service layout)	✓
Master telephone socket to living room	✓
CAT 6 Data Cabling	✓
One double socket in kitchen to incorporate USB charging points	✓
Light and power socket to detached garages within curtilage area (site layout dictates)	✓
Sky Q compatible TV socket point to living room	✓
Downlighters to kitchen and wet rooms	✓

✓ = Standard features * = Options, upgrades and colour choices are available subject to stage of construction † = Where applicable

All of the specification listed is included in our houses as standard. For the specification included in our apartments, please see the separate apartment specification list. Recent changes in building regulations may affect the energy performance calculation on some new build homes. This means that the addition of a shower over a bath as an upgrade may no longer be available on selected homes. Please speak to our Sales Executive to find out more. Standard specifications are correct at time of going to print, but are subject to change without notice. Please contact the Sales Executive for further information.

Specification of our houses

Finishing touches	
Flat white finish to ceilings	✓
White emulsion to walls	✓
White paint to woodwork	✓
White five panel doors with chrome ironmongery	✓
Half-height tiling to walls around bath area (only in all main bathrooms)	✓
External features	
Smooth finish buff concrete slabs to pathways and patios as per works drawing	✓
Polished chrome door numerals	✓
Outside front light	✓
Outside tap to rear of the property	✓
Doorbell	✓
Power and light to garage where the garage is in the curtilage of the property (Plot specific)	✓
Security and safety	
Mains operated smoke detectors supplied in line with building regulations	✓
Gardens, paths and drives	
Front & rear garden turfed (weather permitting)†	✓
1.8m fencing to rear garden	✓
NHBC 10-year warranty	
NHBC 10-year Buildmark policy	✓
Taylor Wimpey warranty for 2 years from date of legal completion	✓
Optional Upgrades (Subject to Build Stage)	
Upgrade kitchen options – please speak to your Sales Executive	✓
Induction hob	✓
Stone worktop	✓
Additional wall tiling to wet rooms	✓
Flooring throughout	✓
External Plug Socket	✓



Find out more

✓ = Standard features * = Options, upgrades and colour choices are available subject to stage of construction † = Where applicable

All of the specification listed is included in our houses as standard. For the specification included in our apartments, please see the separate apartment specification list. Recent changes in building regulations may affect the energy performance calculation on some new build homes. This means that the addition of a shower over a bath as an upgrade may no longer be available on selected homes. Please speak to our Sales Executive to find out more. Standard specifications are correct at time of going to print, but are subject to change without notice. Please contact the Sales Executive for further information.

Our homes

→ 2 bedroom homes




→ 3 bedroom homes



→ 4 bedroom homes



→ 5 bedroom homes



→ [View the site plan](#)



The Bayford

2 BEDROOM HOME WITH STUDY, TOTAL 976 sq. ft. / 90.67 sq. m.



GROUND FLOOR

Kitchen/Dining Area
5.06m x 2.87m 16'7" x 9'5"

Living Room max.
4.24m x 3.98m 13'11" x 13'1"



FIRST FLOOR

Bedroom 1 max.
3.98m x 3.00m 13'1" x 9'10"

Bedroom 2
3.42m x 2.97m max. 11'3" x 9'9" max.

Study
3.91m x 2.00m max. 12'10" x 6'7" max.

[→ Discover more about this home](#)

[→ View our current availability](#)

The floor plans depict a typical layout of this house type. For exact plot specification, details of external and internal finishes, dimensions and floor plan differences consult your Sales Executive. All dimensions are + or - 50mm and floor plans are not shown to scale. The kitchen layout and furniture positions are for indicative purposes only. The computer generated image is for illustrative purposes only and it is from an imaginary viewpoint within an open space area. Its purpose is to give a feel for the development, not an accurate description of each property. The illustration shows a typical Taylor Wimpey home of this type, but there are, however, variances from site to site. External materials, finishes, landscaping and the position of garages (where provided) may vary throughout the development. Properties may also be built handed (mirror image). Images may include optional upgrades at an additional cost. Please ask for further details. Please speak to our Sales Executives regarding the tenure of our new homes. 55231 / October 2024.



The Kingdale

3 BEDROOM HOME, TOTAL 1,040 sq. ft. / 96.61 sq. m.



GROUND FLOOR

Kitchen/Dining Area max.

5.41m x 3.35m 17'9" x 11'0"

Living Room

5.41m x 3.07m 17'9" x 10'1"



FIRST FLOOR

Bedrooms 1 max.

4.15m x 3.09m 13'7" x 10'2"

Bedrooms 2

3.33m x 2.95m 10'11" x 9'8"

Bedrooms 3

3.41m x 2.37m 11'2" x 7'9"



[Discover more about this home](#)



[View our current availability](#)

The floor plans depict a typical layout of this house type. For exact plot specification, details of external and internal finishes, dimensions and floor plan differences consult your Sales Executive. All dimensions are + or - 50mm and floor plans are not shown to scale. The kitchen layout and furniture positions are for indicative purposes only. The computer generated image is for illustrative purposes only and it is from an imaginary viewpoint within an open space area. Its purpose is to give a feel for the development, not an accurate description of each property. The illustration shows a typical Taylor Wimpey home of this type, but there are, however, variances from site to site. External materials, finishes, landscaping and the position of garages (where provided) may vary throughout the development. Properties may also be built handed (mirror image). Images may include optional upgrades at an additional cost. Please ask for further details. Images speak to our Sales Executives regarding the tenure of our new homes. 55231 / October 2024.



The Aynesdale

3 BEDROOM HOME, TOTAL 1,058 sq. ft. / 98.27 sq. m.



GROUND FLOOR

Kitchen/Dining Area

5.52m x 3.21m 18'1" x 10'6"

Living Room

5.52m x 3.19m 18'1" x 10'6"



FIRST FLOOR

Bedroom 1

4.49m x 2.76m 14'9" x 9'1"

Bedroom 2

3.27m x 3.23 min. 10'9" x 10'7" min.

Bedroom 3

2.80m x 2.66m 9'2" x 8'9"



[Discover more about this home](#)



[View our current availability](#)

The floor plans depict a typical layout of this house type. For exact plot specification, details of external and internal finishes, dimensions and floor plan differences consult your Sales Executive. All dimensions are + or - 50mm and floor plans are not shown to scale. The kitchen layout and furniture positions are for indicative purposes only. The computer generated image is for illustrative purposes only and it is from an imaginary viewpoint within an open space area. Its purpose is to give a feel for the development, not an accurate description of each property. The illustration shows a typical Taylor Wimpey home of this type, but there are, however, variances from site to site. External materials, finishes, landscaping and the position of garages (where provided) may vary throughout the development. Properties may also be built handed (mirror image). Images may include optional upgrades at an additional cost. Please ask for further details. Please speak to our Sales Executives regarding the tenure of our new homes. 55231 / October 2024.



The Ayleford

3 BEDROOM HOME, TOTAL 1,101 sq. ft. / 102.28 sq. m.



GROUND FLOOR

Kitchen/Dining Area MAX.

5.74m x 3.78m 18'10" x 12'5"

Living Room MAX.

4.84m x 3.42m 15'11" x 11'3"



FIRST FLOOR

Bedroom 1 MAX.

5.74m x 3.29m 18'10" x 10'10"

Bedroom 2 MAX.

3.61m x 3.18m 11'10" x 10'5"

Bedroom 3

2.35m x 2.12m 7'9" x 7'0"



[Discover more about this home](#)



[View our current availability](#)

The floor plans depict a typical layout of this house type. For exact plot specification, details of external and internal finishes, dimensions and floor plan differences consult your Sales Executive. All dimensions are + or - 50mm and floor plans are not shown to scale. The kitchen layout and furniture positions are for indicative purposes only. The computer generated image is for illustrative purposes only and it is from an imaginary viewpoint within an open space area. Its purpose is to give a feel for the development, not an accurate description of each property. The illustration shows a typical Taylor Wimpey home of this type, but there are, however, variances from site to site. External materials, finishes, landscaping and the position of garages (where provided) may vary throughout the development. Properties may also be built handed (mirror image). Images may include optional upgrades at an additional cost. Please ask for further details. Please speak to our Sales Executives regarding the tenure of our new homes. 55231 / October 2024.



The Colton

3 BEDROOM HOME, TOTAL 1,133 sq. ft. / 107.11 sq. m.



GROUND FLOOR

Kitchen
3.43m x 2.57m 11'3" x 8'5"

Living/Dining Area
4.78m x 3.69m max.
15'6" x 12'2" max.



FIRST FLOOR

Bedroom 3
4.78m x 3.07m 15'8" x 10'1"

Bedroom 2
2.93m x 2.55m 9'8" x 8'5"



SECOND FLOOR

Bedroom 1
5.82m x 3.23m 19'1" x 10'7"

[➔ Discover more about this home](#)

[➔ View our current availability](#)

The floor plans depict a typical layout of this house type. For exact plot specification, details of external and internal finishes, dimensions and floor plan differences consult your Sales Executive. All dimensions are + or - 50mm and floor plans are not shown to scale. The kitchen layout and furniture positions are for indicative purposes only. The computer generated image is for illustrative purposes only and it is from an imaginary viewpoint within an open space area. Its purpose is to give a feel for the development, not an accurate description of each property. The illustration shows a typical Taylor Wimpey home of this type, but there are, however, variances from site to site. External materials, finishes, landscaping and the position of garages (where provided) may vary throughout the development. Properties may also be built handed (mirror image). Images may include optional upgrades at an additional cost. Please ask for further details. Please speak to our Sales Executives regarding the tenure of our new homes. 55231 / October 2024.



The Tuxford

3 BEDROOM HOME WITH STUDY, TOTAL 1,175 sq. ft. / 109.16 sq. m.



GROUND FLOOR

Kitchen/Dining Area
5.73m x 3.00m 18'10" x 9'10"

Living Room
4.66m x 3.63m 15'4" x 11'11"



FIRST FLOOR

Bedroom 1 max.
3.93m x 3.42m 12'11" x 11'3"

Bedroom 2
3.23m x 2.84m 10'7" x 9'4"

Bedroom 3 max.
3.93m x 2.23m 12'11" x 7'4"

Study
2.46m x 2.42m 8'2" x 7'11"



[Discover more about this home](#)



[View our current availability](#)

*Plot specific windows. The floor plans depict a typical layout of this house type. For exact plot specification, details of external and internal finishes, dimensions and floor plan differences consult your Sales Executive. All dimensions are + or - 50mm and floor plans are not shown to scale. The kitchen layout and furniture positions are for indicative purposes only. The computer generated image is for illustrative purposes only and it is from an imaginary viewpoint within an open space area. Its purpose is to give a feel for the development, not an accurate description of each property. The illustration shows a typical Taylor Wimpey home of this type, but there are, however, variances from site to site. External materials, finishes, landscaping and the position of garages (where provided) may vary throughout the development. Properties may also be built handed (mirror image). Images may include optional upgrades at an additional cost. Please ask for further details. Please speak to our Sales Executives regarding the tenure of our new homes. 55231 / October 2024.



The Owlton

3 BEDROOM HOME, TOTAL 1,238 sq. ft. / 115.02 sq. m.



GROUND FLOOR

Kitchen

4.79m x 2.50m 15'9" x 8'2"

Living/Dining Area max.

4.73m x 4.10m 15'6" x 13'5"



FIRST FLOOR

Bedroom 3

4.73m x 3.16m 15'6" x 10'5"

Bedroom 2

3.51m x 2.57m 10'11" x 8'9"



SECOND FLOOR

Bedroom 1

3.67m min. x 3.65m max.

12'1" min. x 12'0" max.



[Discover more about this home](#)



[View our current availability](#)

The floor plans depict a typical layout of this house type. For exact plot specification, details of external and internal finishes, dimensions and floor plan differences consult your Sales Executive. All dimensions are + or - 50mm and floor plans are not shown to scale. The kitchen layout and furniture positions are for indicative purposes only. The computer generated image is for illustrative purposes only and it is from an imaginary viewpoint within an open space area. Its purpose is to give a feel for the development, not an accurate description of each property. The illustration shows a typical Taylor Wimpey home of this type, but there are, however, variances from site to site. External materials, finishes, landscaping and the position of garages (where provided) may vary throughout the development. Properties may also be built handed (mirror image). Images may include optional upgrades at an additional cost. Please ask for further details. Please speak to our Sales Executives regarding the tenure of our new homes. 55231 / October 2024.



The Rosedale

3 BEDROOM HOME WITH STUDY, TOTAL 1,243 sq. ft. / 115.47 sq. m.



GROUND FLOOR

Kitchen/Dining Area max.

6.09m x 3.58m 20'0" x 11'9"

Living Room

6.09m x 3.46m 20'0" x 11'4"



FIRST FLOOR

Bedroom 1

3.74m x 3.52m 12'4" x 11'7"

Bedroom 2

3.64m x 2.95m 11'11" x 9'8"

Bedroom 3

3.05m x 2.51m 10'0" x 8'3"

Study

3.54m x 1.89m 11'7" x 6'3"



[Discover more about this home](#)



[View our current availability](#)

The floor plans depict a typical layout of this house type. For exact plot specification, details of external and internal finishes, dimensions and floor plan differences consult your Sales Executive. All dimensions are + or - 50mm and floor plans are not shown to scale. The kitchen layout and furniture positions are for indicative purposes only. The computer generated image is for illustrative purposes only and it is from an imaginary viewpoint within an open space area. Its purpose is to give a feel for the development, not an accurate description of each property. The illustration shows a typical Taylor Wimpey home of this type, but there are, however, variances from site to site. External materials, finishes, landscaping and the position of garages (where provided) may vary throughout the development. Properties may also be built handed (mirror image). Images may include optional upgrades at an additional cost. Please ask for further details. Please speak to our Sales Executives regarding the tenure of our new homes. 55231 / October 2024.



The Alliston

3 BEDROOM HOME WITH STUDY, TOTAL 1,248 sq. ft. / 116.03 sq. m.



GROUND FLOOR

Kitchen/Dining Area
4.89m x 2.90m 16'1" x 9'6"

Living Room max.
4.26m x 3.81m 14'0" x 12'6"

FIRST FLOOR

Bedroom 3
3.15m x 2.73m 10'4" x 9'0"

Bedroom 3 max.
3.31m x 2.80m 10'10" x 9'2"

Study
3.31m x 2.00m 10'10" x 6'7"

SECOND FLOOR

Bedroom 1 max.
6.27m x 3.06m 20'7" x 12'8"

[➔ Discover more about this home](#)

[➔ View our current availability](#)

CGI is handed. The floor plans depict a typical layout of this house type. For exact plot specification, details of external and internal finishes, dimensions and floor plan differences consult your Sales Executive. All dimensions are + or - 50mm and floor plans are not shown to scale. The kitchen layout and furniture positions are for indicative purposes only. The computer generated image is for illustrative purposes only and it is from an imaginary viewpoint within an open space area. Its purpose is to give a feel for the development, not an accurate description of each property. The illustration shows a typical Taylor Wimpey home of this type, but there are, however, variances from site to site. External materials, finishes, landscaping and the position of garages (where provided) may vary throughout the development. Properties may also be built handed (mirror image). Images may include optional upgrades at an additional cost. Please speak to our Sales Executives regarding the tenure of our new homes. 55231 / October 2024.



The Colford

3 BEDROOM HOME PLUS STUDY, TOTAL 1,252 sq. ft. / 116.29 sq. m.



GROUND FLOOR

Kitchen/Dining/Family Area (1100)
6.53m x 5.18m 21'5" x 17'0"

Living Room
4.95m x 3.50m 14'4" x 11'6"



FIRST FLOOR

Bedroom 1
3.51m x 3.40m 11'6" x 11'2"

Bedroom 2
3.78m x 3.16m 12'5" x 10'4"

Bedroom 3
3.04m x 2.46m 10'0" x 8'1"

Study
2.65m x 2.13m 8'9" x 7'0"



[Discover more about this home](#)



[View our current availability](#)

The floor plans depict a typical layout of this house type. For exact plot specification, details of external and internal finishes, dimensions and floor plan differences consult your Sales Executive. All dimensions are + or - 50mm and floor plans are not shown to scale. The kitchen layout and furniture positions are for indicative purposes only. The computer generated image is for illustrative purposes only and it is from an imaginary viewpoint within an open space area. Its purpose is to give a feel for the development, not an accurate description of each property. The illustration shows a typical Taylor Wimpey home of this type, but there are, however, variances from site to site. External materials, finishes, landscaping and the position of garages (where provided) may vary throughout the development. Properties may also be built handed (mirror image). Images may include optional upgrades at an additional cost. Please ask for further details. Please speak to our Sales Executives regarding the tenure of our new homes. 55231 / October 2024.



The Trelton

3 BEDROOM HOME PLUS STUDY, TOTAL 1,260 sq. ft. / 117.11 sq. m.



GROUND FLOOR

Kitchen	3.20m x 2.85m	10'6" x 9'4"
Living/Dining Area	4.96m x 3.37m	16'3" x 11'1"



FIRST FLOOR

Bedroom 1 (Master)	4.69m x 3.42m	15'5" x 11'3"
Bedroom 2	3.06m x 2.81m	10'0" x 9'3"



SECOND FLOOR

Bedroom 3	3.88m x 2.76m	12'9" x 9'1"
Study	3.09m x 2.54m	10'2" x 8'4"



[Discover more about this home](#)



[View our current availability](#)

The floor plans depict a typical layout of this house type. For exact plot specification, details of external and internal finishes, dimensions and floor plan differences consult your Sales Executive. All dimensions are + or - 50mm and floor plans are not shown to scale. The kitchen layout and furniture positions are for indicative purposes only. The computer generated image is for illustrative purposes only and it is from an imaginary viewpoint within an open space area. Its purpose is to give a feel for the development, not an accurate description of each property. The illustration shows a typical Taylor Wimpey home of this type, but there are, however, variances from site to site. External materials, finishes, landscaping and the position of garages (where provided) may vary throughout the development. Properties may also be built handed (mirror image). Images may include optional upgrades at an additional cost. Please ask for further details. Please speak to our Sales Executives regarding the tenure of our new homes. 55231 / October 2024.



The Brilbury

3 BEDROOM HOME, TOTAL 1,427 sq. ft. / 132.64 sq. m.



GROUND FLOOR

Kitchen/Dining Area

4.89m x 3.39m 16'1" x 11'1"

Study

3.19m x 2.72m 10'6" x 9'11"



FIRST FLOOR

Living Room

4.89m x 3.19m 16'1" x 10'6"

Bedroom 2

3.44m x 2.85m 11'4" x 9'4"



SECOND FLOOR

Bedroom 1 min.

3.10m x 2.75m 10'2" x 9'0"

Bedroom 2

4.89m x 3.38m 16'1" x 11'1"



[Discover more about this development](#)



[View our current availability](#)

The floor plans depict a typical layout of this house type. For exact plot specification, details of external and internal finishes, dimensions and floor plan differences consult your Sales Executive. All dimensions are + or - 50mm and floor plans are not shown to scale. The kitchen layout and furniture positions are for indicative purposes only. The computer generated image is for illustrative purposes only and it is from an imaginary viewpoint within an open space area. Its purpose is to give a feel for the development, not an accurate description of each property. The illustration shows a typical Taylor Wimpey home of this type, but there are, however, variances from site to site. External materials, finishes, landscaping and the position of garages (where provided) may vary throughout the development. Properties may also be built handed (mirror image). Images may include optional upgrades at an additional cost. Please ask for further details. Please speak to our Sales Executives regarding the tenure of our new homes. 55231 / October 2024.



The Easton

3 BEDROOM HOME WITH SNUG, TOTAL 1,496 sq. ft. / 138.99 sq. m.



GROUND FLOOR
 Kitchen/Dining/Family Area max.
 7.08m x 4.89m 23'3" x 16'1"
 Snug
 3.43m x 2.72m 11'3" x 8'11"



FIRST FLOOR
 Living Room
 4.89m x 3.10m 16'1" x 10'2"
 Bedroom 3
 3.35m x 2.76m 11'0" x 9'1"



SECOND FLOOR
 Bedroom 1 max.
 3.86m x 3.57m 11'9" x 9'1"
 Bedroom 2
 4.91m x 3.48m max. 16'1" x 11'5" max.

[➔ Discover more about this home](#)

[➔ View our current availability](#)

The floor plans depict a typical layout of this house type. For exact plot specification, details of external and internal finishes, dimensions and floor plan differences consult your Sales Executive. All dimensions are + or - 50mm and floor plans are not shown to scale. The kitchen layout and furniture positions are for indicative purposes only. The computer generated image is for illustrative purposes only and it is from an imaginary viewpoint within an open space area. Its purpose is to give a feel for the development, not an accurate description of each property. The illustration shows a typical Taylor Wimpey home of this type, but there are, however, variances from site to site. External materials, finishes, landscaping and the position of garages (where provided) may vary throughout the development. Properties may also be built handed (mirror image). Images may include optional upgrades at an additional cost. Please ask for further details. Please speak to our Sales Executives regarding the tenure of our new homes. 55231 / October 2024.



The Fentdale

3 BEDROOM HOME, TOTAL 1,570 sq. ft. / 145.9 sq. m.



GROUND FLOOR

Kitchen/Dining Area
5.38m x 3.22m 17'8" x 10'7"

Study
3.19m x 3.18m 10'6" x 10'5"



FIRST FLOOR

Living Room
5.38m x 3.22m 17'8" x 10'7"

Bedroom 3
5.38m x 3.17m 17'8" x 10'5"



SECOND FLOOR

Bedroom 1 (m.)
3.26m x 3.16m 10'9" x 10'5"

Bedroom 2
4.72m x 3.20m 15'6" x 10'8"



[Discover more about this development](#)



[View our current availability](#)

The floor plans depict a typical layout of this house type. For exact plot specification, details of external and internal finishes, dimensions and floor plan differences consult your Sales Executive. All dimensions are + or - 50mm and floor plans are not shown to scale. The kitchen layout and furniture positions are for indicative purposes only. The computer generated image is for illustrative purposes only and it is from an imaginary viewpoint within an open space area. Its purpose is to give a feel for the development, not an accurate description of each property. The illustration shows a typical Taylor Wimpey home of this type, but there are, however, variances from site to site. External materials, finishes, landscaping and the position of garages (where provided) may vary throughout the development. Properties may also be built handed (mirror image). Images may include optional upgrades at an additional cost. Please ask for further details. Please speak to our Sales Executives regarding the tenure of our new homes. 55231 / October 2024.



The Warfield

3 BEDROOM HOME PLUS STUDY, TOTAL 1,635 sq. ft. / 151.96 sq. m.



GROUND FLOOR

Kitchen/Dining Area MAX.

5.13m x 4.47m 16'10" x 14'6"

Living Room

5.13m x 3.89m 16'10" x 12'9"



FIRST FLOOR

Bedroom 2

3.88m x 3.27m 12'9" x 10'9"

Bedroom 3

4.12m x 3.01m 13'6" x 9'11"

Study

4.47m x 2.00m 14'8" x 6'7"



SECOND FLOOR

Bedroom 1

3.90m x 3.85m 12'10" x 12'6"

[→ Discover more about this development](#)

[→ View our current availability](#)

The floor plans depict a typical layout of this house type. For exact plot specification, details of external and internal finishes, dimensions and floor plan differences consult your Sales Executive. All dimensions are + or - 50mm and floor plans are not shown to scale. The kitchen layout and furniture positions are for indicative purposes only. The computer generated image is for illustrative purposes only and it is from an imaginary viewpoint within an open space area. Its purpose is to give a feel for the development, not an accurate description of each property. The illustration shows a typical Taylor Wimpey home of this type, but there are, however, variances from site to site. External materials, finishes, landscaping and the position of garages (where provided) may vary throughout the development. Properties may also be built handed (mirror image). Images may include optional upgrades at an additional cost. Please ask for further details. Please speak to our Sales Executives regarding the tenure of our new homes. 55231 / October 2024.



The Plumdale

4 BEDROOM HOME, TOTAL 1,252 sq. ft. / 116.28 sq. m.



GROUND FLOOR

Kitchen/Dining Area	6.35m × 3.29m	21'5" × 10'10"
Living Room	6.53m × 3.25m	21'5" × 10'8"



FIRST FLOOR

Bedroom 1 MAX.	3.47m × 3.40m	11'5" × 11'2"
Bedroom 2	4.32m × 2.95m	14'2" × 9'8"
Bedroom 3	3.49m × 2.15m	11'6" × 7'1"
Bedroom 4	3.04m × 2.15m min.	10'0" × 7'1" min.

[→ Discover more about this home](#)

[→ View our current availability](#)

The floor plans depict a typical layout of this house type. For exact plot specification, details of external and internal finishes, dimensions and floor plan differences consult your Sales Executive. All dimensions are + or - 50mm and floor plans are not shown to scale. The kitchen layout and furniture positions are for indicative purposes only. The computer generated image is for illustrative purposes only and it is from an imaginary viewpoint within an open space area. Its purpose is to give a feel for the development, not an accurate description of each property. The illustration shows a typical Taylor Wimpey home of this type, but there are, however, variances from site to site. External materials, finishes, landscaping and the position of garages (where provided) may vary throughout the development. Properties may also be built handed (mirror image). Images may include optional upgrades at an additional cost. Please speak to our Sales Executives regarding the tenure of our new homes. 55231 / October 2024.



The Rightford

4 BEDROOM HOME, TOTAL 1,391 sq. ft. / 129.28 sq. m.



GROUND FLOOR

Kitchen/Dining Area	8.33m × 3.31m	27'4" × 10'10"
Living Room	4.19m × 3.19m	13'9" × 10'6"
Study	2.81m × 2.14m	9'3" × 7'1"



FIRST FLOOR

Bedroom 1 max.	4.68m × 3.06m	15'4" × 10'1"
Bedroom 2	4.05m max. × 3.19m	13'4" max. × 10'6"
Bedroom 3	4.17m max. × 2.93m	13'8" max. × 9'8"
Bedroom 4	3.02m × 2.87m max.	9'11" × 9'5" max.



[Discover more about this home](#)



[View our current availability](#)

The floor plans depict a typical layout of this house type. For exact plot specification, details of external and internal finishes, dimensions and floor plan differences consult your Sales Executive. All dimensions are + or - 50mm and floor plans are not shown to scale. The kitchen layout and furniture positions are for indicative purposes only. The computer generated image is for illustrative purposes only and it is from an imaginary viewpoint within an open space area. Its purpose is to give a feel for the development, not an accurate description of each property. The illustration shows a typical Taylor Wimpey home of this type, but there are, however, variances from site to site. External materials, finishes, landscaping and the position of garages (where provided) may vary throughout the development. Properties may also be built handed (mirror image). Images may include optional upgrades at an additional cost. Please ask for further details. Please speak to our Sales Executives regarding the tenure of our new homes. 55231 / October 2024.



The Dunnerton

4 BEDROOM HOME PLUS STUDY, TOTAL 1,959 sq. ft. / 182.04 sq. m.



GROUND FLOOR

Kitchen	4.28m x 3.24m	14'1" x 10'8"
Dining Room	3.24m x 3.14m	10'8" x 10'4"
Living Room	4.96m x 3.23m	16'3" x 10'7"
Snug	3.23m x 2.47m	10'7" x 8'1"

FIRST FLOOR

Bedroom 2	3.82m x 3.28m	12'6" x 10'9"
Bedroom 3	3.64m x 3.28m	11'11" x 10'9"
Bedroom 4	3.27m x 2.80m min.	10'9" x 9'2" min.
Study	3.91m x 2.37m	12'10" x 7'9"

SECOND FLOOR

Bedroom 1	4.84m x 4.52m min.	15'11" x 14'10" min.
------------------	--------------------	----------------------



[Discover more about this home](#)



[View our current availability](#)

The floor plans depict a typical layout of this house type. For exact plot specification, details of external and internal finishes, dimensions and floor plan differences consult your Sales Executive. All dimensions are + or - 50mm and floor plans are not shown to scale. The kitchen layout and furniture positions are for indicative purposes only. The computer generated image is for illustrative purposes only and it is from an imaginary viewpoint within an open space area. Its purpose is to give a feel for the development, not an accurate description of each property. The illustration shows a typical Taylor Wimpey home of this type, but there are, however, variances from site to site. External materials, finishes, landscaping and the position of garages (where provided) may vary throughout the development. Properties may also be built handed (mirror image). Images may include optional upgrades at an additional cost. Please ask for further details. Please speak to our Sales Executives regarding the tenure of our new homes. 55231 / October 2024.



The Garrton

3 BEDROOM HOME, TOTAL 1,825 sq. ft. / 169.54 sq. m.



GROUND FLOOR

Kitchen/Dining Area max.	8.34m x 3.46m	27'4" x 11'4"
Living Room	4.74m x 3.34m	15'7" x 11'0"
Study	2.73m x 2.31m	9'0" x 7'7"

FIRST FLOOR

Bedroom 1	3.98m x 3.34m	13'1" x 11'0"
Bedroom 4	3.62m x 2.75m	11'11" x 9'0"
Bedroom 5 max.	2.98m x 2.54m	9'9" x 8'4"

SECOND FLOOR

Bedroom 2	4.66m x 3.39m	15'4" x 11'2"
Bedroom 3	3.63m x 2.84m	11'11" x 9'4"

[➔ Discover more about this home](#)

[➔ View our current availability](#)

The floor plans depict a typical layout of this house type. For exact plot specification, details of external and internal finishes, dimensions and floor plan differences consult your Sales Executive. All dimensions are + or - 50mm and floor plans are not shown to scale. The kitchen layout and furniture positions are for indicative purposes only. The computer generated image is for illustrative purposes only and it is from an imaginary viewpoint within an open space area. Its purpose is to give a feel for the development, not an accurate description of each property. The illustration shows a typical Taylor Wimpey home of this type, but there are, however, variances from site to site. External materials, finishes, landscaping and the position of garages (where provided) may vary throughout the development. Properties may also be built handed (mirror image). Images may include optional upgrades at an additional cost. Please ask for further details. Please speak to our Sales Executives regarding the tenure of our new homes. 55231 / October 2024.



The Thirlford

5 BEDROOM HOME, TOTAL 1,830 sq. ft. / 170.1 sq. m.



GROUND FLOOR

Kitchen/Dining Area

6.79m x 4.12m 22'2" x 13'6"

Living Room

4.88m x 3.90m max. 16'0" x 12'0" max.

Family Room

3.52m x 3.22m 11'7" x 10'7"

Study

3.38m x 2.18m 11'1" x 7'2"



FIRST FLOOR

Bedroom 1

3.96m x 3.60m 13'0" x 11'10"

Bedroom 2 min.

3.38m x 2.70m 11'1" x 8'10"

Bedroom 3

3.66m x 2.89m min. 12'0" x 9'6" min.

Bedroom 4

3.85m x 2.52m 12'8" x 8'3"

Bedroom 5

3.06m x 2.45m 10'1" x 8'1"



[Discover more about this home](#)



[View our current availability](#)

The floor plans depict a typical layout of this house type. For exact plot specification, details of external and internal finishes, dimensions and floor plan differences consult your Sales Executive. All dimensions are + or - 50mm and floor plans are not shown to scale. The kitchen layout and furniture positions are for indicative purposes only. The computer generated image is for illustrative purposes only and it is from an imaginary viewpoint within an open space area. Its purpose is to give a feel for the development, not an accurate description of each property. The illustration shows a typical Taylor Wimpey home of this type, but there are, however, variances from site to site. External materials, finishes, landscaping and the position of garages (where provided) may vary throughout the development. Properties may also be built handed (mirror image). Images may include optional upgrades at an additional cost. Please ask for further details. Please speak to our Sales Executives regarding the tenure of our new homes. 55231 / October 2024.



The Wayford

5 BEDROOM HOME, TOTAL 1,856 sq. ft. / 172.61 sq. m.



GROUND FLOOR

Kitchen/Breakfast Area

5.59m x 3.35m 18'4" x 11'0"

Living Room

6.06m x 4.40m 19'11" x 14'6"

Dining Room

3.39m x 3.06m 11'1" x 10'1"

Study max.

3.39m x 2.34m 11'1" x 7'8"



FIRST FLOOR

Bedroom 1 max.

3.39m x 3.37m 11'1" x 11'1"

Bedroom 2 max.

3.67m x 3.47m 12'1" x 11'5"

Bedroom 3

3.81m x 3.02m 12'6" x 9'11"

Bedroom 4 max.

4.10m x 2.39m 13'5" x 7'10"

Bedroom 5

3.22m x 2.33m 10'7" x 7'6"



[Discover more about this development](#)



[View our current availability](#)

The floor plans depict a typical layout of this house type. For exact plot specification, details of external and internal finishes, dimensions and floor plan differences consult your Sales Executive. All dimensions are + or - 50mm and floor plans are not shown to scale. The kitchen layout and furniture positions are for indicative purposes only. The computer generated image is for illustrative purposes only and it is from an imaginary viewpoint within an open space area. Its purpose is to give a feel for the development, not an accurate description of each property. The illustration shows a typical Taylor Wimpey home of this type, but there are, however, variances from site to site. External materials, finishes, landscaping and the position of garages (where provided) may vary throughout the development. Properties may also be built handed (mirror image). Images may include optional upgrades at an additional cost. Please ask for further details. Please speak to our Sales Executives regarding the tenure of our new homes. 55231 / October 2024.



The Wadeford

3 BEDROOM HOME, TOTAL 2,831 sq. ft. / 199.66 sq. m.



GROUND FLOOR

Kitchen/Dining Area

7.46m x 3.89m 24'5" x 12'9"

Living Room

4.73m x 3.56m 15'6" x 11'8"

Family Room

4.12m x 3.89m 13'6" x 12'9"

Study

2.87m max. x 2.82m 9'5" max. x 9'3"



FIRST FLOOR

Bedroom 1 max.

4.73m x 4.15m 15'6" x 13'6"

Bedroom 2

4.22m x 3.05m 13'10" x 10'0"

Bedroom 3

3.94m x 2.71m min. 12'11" x 8'11" min.

Bedroom 4

4.06m x 2.84m 13'4" x 9'4"

Bedroom 5 max.

3.44m x 2.82m 11'4" x 9'3"



Discover more about this home



View our current availability

The floor plans depict a typical layout of this house type. For exact plot specification, details of external and internal finishes, dimensions and floor plan differences consult your Sales Executive. All dimensions are + or - 50mm and floor plans are not shown to scale. The kitchen layout and furniture positions are for indicative purposes only. The computer generated image is for illustrative purposes only and it is from an imaginary viewpoint within an open space area. Its purpose is to give a feel for the development, not an accurate description of each property. The illustration shows a typical Taylor Wimpey home of this type, but there are, however, variances from site to site. External materials, finishes, landscaping and the position of garages (where provided) may vary throughout the development. Properties may also be built handed (mirror image). Images may include optional upgrades at an additional cost. Please ask for further details. Please speak to our Sales Executives regarding the tenure of our new homes. 55231 / October 2024.

Ways to buy

Everyone knows buying a new home is an exciting time. But it can be a stressful one too, which is why our Sales Executives and customer relations managers are there to help every step of the way, from your initial enquiry right through to opening the front door of your new home for the first time.



First time buyer?

→ Here's how we can help

Existing home owner?

→ Here's how we can help



Please speak to your Sales Executive for further details.

Take your next step



Find your dream home on our website.



Book an appointment to view our Show Homes.



Take a virtual tour of our homes from the comfort of your sofa.



Have your questions answered by calling our Sales Executives on **01344 203 490**.



Find out how we can get you moving with our buying schemes.

[→ Book an appointment](#)

[→ How to buy a home](#)



WILLOW GREEN Harvest Ride,
Bracknell, Berkshire, RG42 6AN
CONTACT US ON 01344 203 490

Taylor Wimpey