

Seagrave Park at Hanwood Park

BARTON SEAGRAVE, NORTHAMPTON

Here you'll find a stunning collection of two, three and four bedroom homes, situated in the picturesque village of Barton Seagrave.

Taylor
Wimpey

Contents

→ Welcome to
Seagrave Park at
Hanwood Park



→ Our homes



→ Ways to buy



→ Take your
next step



Welcome to Seagrave Park at Hanwood Park

Situated in Barton Seagrave, Seagrave Park at Hanwood Park is the second phase of the Seagrave Park development. It is located in the heart of the picturesque village nestled between Wicksteed Park and open countryside.

With Kettering town centre less than two miles away, the development also has an extensive selection of shopping and entertainment.



[→ View the site plan](#)

Enjoy village life

If you're looking for a peaceful village life within close proximity of a bustling city, then Seagrave Park is the place for you.

The development is situated south east of Kettering in the picturesque village of Barton Seagrave, which was first recorded as a settlement in William the Conqueror's Domesday Book of 1086.



Wicksteed Park, Kettering



Wicksteed Park, Kettering



Wicksteed Park, Kettering

[→ Watch development video](#)

Our homes

[→ 4 Bedroom Homes](#)



[→ 3 bedroom homes](#)



[→ 2 Bedroom Homes](#)



[→ 2 Bedroom Apartments](#)



[→ View the site plan](#)



The Marford

4 BEDROOM HOME, TOTAL 1,546 sq ft / 143.64m²



GROUND FLOOR

Lounge

4.76m × 3.91m 15' 8" × 12' 10"

Family room

3.26m × 3.91m 10' 8" × 12' 10"

Kitchen

3.32m × 4.79m 10' 11" × 15' 9"

Dining/Study

2.66m × 3.04m 8' 9" × 10' 0"



FIRST FLOOR

Bedroom 1 max.

3.64m × 4.91m 12' 0" × 16' 2"

Bedroom 2 max.

3.32m × 4.00m 10' 11" × 13' 2"

Bedroom 3 max.

3.23m × 4.72m 10' 7" × 15' 6"

Bedroom 4

2.55m × 3.81m 8' 4" × 12' 6"



[Discover more about this home](#)

*Plot specific windows. The floor plans depict a typical layout of this house type. For exact plot specification, details of external and internal finishes, dimensions and floor plan differences consult your sales executive. All dimensions are + or - 50mm and floor plans are not shown to scale. The kitchen layout and furniture positions are for indicative purposes only. The computer generated image is for illustrative purposes only and it is from an imaginary viewpoint within an open space area. Its purpose is to give a feel for the development, not an accurate description of each property. The illustration shows a typical Taylor Wimpey home of this type, but there are, however, variances from site to site. External materials, finishes, landscaping and the position of garages (where provided) may vary throughout the development. Properties may also be built handed (mirror image). Images may include optional upgrades at an additional cost. Please ask for further details. TWEM 70127 / August 2024



The Marford Special

4 BEDROOM HOME, TOTAL 1,546 sq ft / 143.64m²



GROUND FLOOR

Lounge

4.76m × 3.91m 15' 8" × 12' 10"

Family room

3.26m × 3.91m 10' 8" × 12' 10"

Kitchen

3.32m × 4.79m 10' 11" × 15' 9"

Dining/Study

2.66m × 3.04m 8' 9" × 10' 0"



FIRST FLOOR

Bedroom 1 max.

3.64m × 4.91m 12' 0" × 16' 2"

Bedroom 2 max.

3.32m × 4.00m 10' 11" × 13' 2"

Bedroom 3 max.

3.23m × 4.72m 10' 7" × 15' 6"

Bedroom 4

2.55m × 3.81m 8' 4" × 12' 6"

*Plot specific windows. The floor plans depict a typical layout of this house type. For exact plot specification, details of external and internal finishes, dimensions and floor plan differences consult your sales executive. All dimensions are + or - 50mm and floor plans are not shown to scale. The kitchen layout and furniture positions are for indicative purposes only. The computer generated image is for illustrative purposes only and it is from an imaginary viewpoint within an open space area. Its purpose is to give a feel for the development, not an accurate description of each property. The illustration shows a typical Taylor Wimpey home of this type, but there are, however, variances from site to site. External materials, finishes, landscaping and the position of garages (where provided) may vary throughout the development. Properties may also be built handed (mirror image). Images may include optional upgrades at an additional cost. Please ask for further details. TWEM 70127 / August 2024



The Manford

4 BEDROOM HOME, TOTAL 1,368 sq ft / 127.07m²



GROUND FLOOR

Lounge

3.88m x 4.74m 12' 9" x 15' 7"

Kitchen/Dining

8.11m x 2.88m 26' 7" x 9' 6"

Study

2.10m x 2.65m 6' 11" x 8' 8"



FIRST FLOOR

Bedroom 1 max.

3.88m x 3.71m 12' 9" x 12' 2"

Bedroom 2 max.

3.09m x 4.02m 10' 2" x 13' 2"

Bedroom 3 max.

3.03m x 3.66m 10' 0" x 12' 0"

Bedroom 4 max.

2.75m x 3.97m 9' 0" x 13' 0"



[Discover more about this home](#)

*Plot specific windows. The floor plans depict a typical layout of this house type. For exact plot specification, details of external and internal finishes, dimensions and floor plan differences consult your sales executive. All dimensions are + or - 50mm and floor plans are not shown to scale. The kitchen layout and furniture positions are for indicative purposes only. The computer generated image is for illustrative purposes only and it is from an imaginary viewpoint within an open space area. Its purpose is to give a feel for the development, not an accurate description of each property. The illustration shows a typical Taylor Wimpey home of this type, but there are, however, variances from site to site. External materials, finishes, landscaping and the position of garages (where provided) may vary throughout the development. Properties may also be built handed (mirror image). Images may include optional upgrades at an additional cost. Please ask for further details. TWEM 70127 / August 2024



The Manford Special

4 BEDROOM HOME, TOTAL 1,384 sq ft / 128.6m²



GROUND FLOOR

Lounge

3.88m x 4.74m 12' 9" x 15' 7"

Kitchen/Dining

8.11m x 2.88m 26' 7" x 9' 6"

Study

2.10m x 2.65m 6' 11" x 8' 8"



FIRST FLOOR

Bedroom 1 max.

3.88m x 3.71m 12' 9" x 12' 2"

Bedroom 2 max.

3.09m x 4.02m 10' 2" x 13' 2"

Bedroom 3 max.

3.03m x 3.66m 10' 0" x 12' 0"

Bedroom 4 max.

2.75m x 3.97m 9' 0" x 13' 0"

*Plot specific windows. The floor plans depict a typical layout of this house type. For exact plot specification, details of external and internal finishes, dimensions and floor plan differences consult your sales executive. All dimensions are + or - 50mm and floor plans are not shown to scale. The kitchen layout and furniture positions are for indicative purposes only. The computer generated image is for illustrative purposes only and it is from an imaginary viewpoint within an open space area. Its purpose is to give a feel for the development, not an accurate description of each property. The illustration shows a typical Taylor Wimpey home of this type, but there are, however, variances from site to site. External materials, finishes, landscaping and the position of garages (where provided) may vary throughout the development. Properties may also be built handed (mirror image). Images may include optional upgrades at an additional cost. Please ask for further details. TWEM 70127 / August 2024



The Chelbury

3 BEDROOM HOME, TOTAL 1,288 sq ft / 119.70m²



GROUND FLOOR

Lounge/Dining

4.78m × 3.17m 15' 8" × 10' 5"

Kitchen min.

2.57m × 3.53m 8' 5" × 11' 7"

FIRST FLOOR

Family room/Bedroom 4

4.78m × 3.17m 15' 8" × 10' 5"

Bedroom 3

2.65m × 2.83m 8' 9" × 9' 4"

SECOND FLOOR

Bedroom 1

4.78m × 3.17m 15' 8" × 10' 5"

Bedroom 2

4.78m × 2.89m 15' 8" × 9' 6"

*Plot specific windows. The floor plans depict a typical layout of this house type. For exact plot specification, details of external and internal finishes, dimensions and floor plan differences consult your sales executive. All dimensions are + or - 50mm and floor plans are not shown to scale. The kitchen layout and furniture positions are for indicative purposes only. The computer generated image is for illustrative purposes only and it is from an imaginary viewpoint within an open space area. Its purpose is to give a feel for the development, not an accurate description of each property. The illustration shows a typical Taylor Wimpey home of this type, but there are, however, variances from site to site. External materials, finishes, landscaping and the position of garages (where provided) may vary throughout the development. Properties may also be built handed (mirror image). Images may include optional upgrades at an additional cost. Please ask for further details. TWEM 70127 / August 2024



The Braxton

3 BEDROOM HOME, TOTAL 1,070 sq ft / 99.49m²



GROUND FLOOR

Lounge max.

3.19m x 4.19m 10' 6" x 13' 9"

Kitchen/Dining max.

4.25m x 3.43m 14' 0" x 11' 3"

FIRST FLOOR

Bedroom 2 max.

4.25m x 2.82m 14' 0" x 9' 3"

Bedroom 3

2.15m x 3.59m 7' 1" x 11' 10"

SECOND FLOOR

Bedroom 1 max.

3.13m x 5.62m 10' 3" x 18' 5"



Discover more about this home

*Plot specific windows. The floor plans depict a typical layout of this house type. For exact plot specification, details of external and internal finishes, dimensions and floor plan differences consult your sales executive. All dimensions are + or - 50mm and floor plans are not shown to scale. The kitchen layout and furniture positions are for indicative purposes only. The computer generated image is for illustrative purposes only and it is from an imaginary viewpoint within an open space area. Its purpose is to give a feel for the development, not an accurate description of each property. The illustration shows a typical Taylor Wimpey home of this type, but there are, however, variances from site to site. External materials, finishes, landscaping and the position of garages (where provided) may vary throughout the development. Properties may also be built handed (mirror image). Images may include optional upgrades at an additional cost. Please ask for further details. TWEM 70127 / August 2024



The Kingdale

3 BEDROOM HOME, TOTAL 1,024 sq ft / 95.18m²



GROUND FLOOR

Lounge

3.07 × 5.41m 10' 1" × 17' 9"

Kitchen/Dining max.

3.35m × 5.41m 11' 0" × 17' 9"



FIRST FLOOR

Bedroom 1

3.09m × 4.14m 10' 2" × 13' 7"

Bedroom 2

3.32m × 2.95m 10' 11" × 9' 8"

Bedroom 3

3.41m × 2.37m 11' 2" × 7' 9"

*Plot specific windows. The floor plans depict a typical layout of this house type. For exact plot specification, details of external and internal finishes, dimensions and floor plan differences consult your sales executive. All dimensions are + or - 50mm and floor plans are not shown to scale. The kitchen layout and furniture positions are for indicative purposes only. The computer generated image is for illustrative purposes only and it is from an imaginary viewpoint within an open space area. Its purpose is to give a feel for the development, not an accurate description of each property. The illustration shows a typical Taylor Wimpey home of this type, but there are, however, variances from site to site. External materials, finishes, landscaping and the position of garages (where provided) may vary throughout the development. Properties may also be built handed (mirror image). Images may include optional upgrades at an additional cost. Please ask for further details. TWEM 70127 / August 2024



The Kingdale Special

3 BEDROOM HOME, TOTAL 1,035 sq ft / 96.18m²



GROUND FLOOR

Lounge

3.07 × 5.41m 10' 1" × 17' 9"

Kitchen/Dining max.

3.35m × 5.41m 11' 0" × 17' 9"



FIRST FLOOR

Bedroom 1

3.09m × 4.14m 10' 2" × 13' 7"

Bedroom 2

3.32m × 2.95m 10' 11" × 9' 8"

Bedroom 3

3.41m × 2.37m 11' 2" × 7' 9"

*Plot specific windows. The floor plans depict a typical layout of this house type. For exact plot specification, details of external and internal finishes, dimensions and floor plan differences consult your sales executive. All dimensions are + or - 50mm and floor plans are not shown to scale. The kitchen layout and furniture positions are for indicative purposes only. The computer generated image is for illustrative purposes only and it is from an imaginary viewpoint within an open space area. Its purpose is to give a feel for the development, not an accurate description of each property. The illustration shows a typical Taylor Wimpey home of this type, but there are, however, variances from site to site. External materials, finishes, landscaping and the position of garages (where provided) may vary throughout the development. Properties may also be built handed (mirror image). Images may include optional upgrades at an additional cost. Please ask for further details. TWEM 70127 / August 2024



The Byford

3 BEDROOM HOME, TOTAL 958 sq ft / 89.02m²



GROUND FLOOR

Lounge max.

3.98m x 4.24m 13' 1" x 13' 11"

Kitchen/Dining

5.06m x 2.87m 16' 7" x 9' 5"



FIRST FLOOR

Bedroom 1 max.

3.98m x 3.00m 13' 1" x 9' 10"

Bedroom 2

2.82m x 3.46m 9' 3" x 11' 4"

Bedroom 3

2.15m x 3.91m 7' 1" x 12' 10"



Discover more about this home

*Plot specific windows. The floor plans depict a typical layout of this house type. For exact plot specification, details of external and internal finishes, dimensions and floor plan differences consult your sales executive. All dimensions are + or - 50mm and floor plans are not shown to scale. The kitchen layout and furniture positions are for indicative purposes only. The computer generated image is for illustrative purposes only and it is from an imaginary viewpoint within an open space area. Its purpose is to give a feel for the development, not an accurate description of each property. The illustration shows a typical Taylor Wimpey home of this type, but there are, however, variances from site to site. External materials, finishes, landscaping and the position of garages (where provided) may vary throughout the development. Properties may also be built handed (mirror image). Images may include optional upgrades at an additional cost. Please ask for further details. TWEM 70127 / August 2024



The Ashenford

2 BEDROOM HOME, TOTAL 755 sq ft / 70.10m²



GROUND FLOOR

Lounge/Dining

4.31m × 4.02m 14' 2" × 13' 2"

Kitchen

2.11m × 2.74m 6' 11" × 9' 0"



FIRST FLOOR

Bedroom 1

4.31m × 3.27m 14' 2" × 10' 9"

Bedroom 2 max.


4.31m × 2.51m 14' 2" × 8' 3"

*Plot specific windows. The floor plans depict a typical layout of this house type. For exact plot specification, details of external and internal finishes, dimensions and floor plan differences consult your sales executive. All dimensions are + or - 50mm and floor plans are not shown to scale. The kitchen layout and furniture positions are for indicative purposes only. The computer generated image is for illustrative purposes only and it is from an imaginary viewpoint within an open space area. Its purpose is to give a feel for the development, not an accurate description of each property. The illustration shows a typical Taylor Wimpey home of this type, but there are, however, variances from site to site. External materials, finishes, landscaping and the position of garages (where provided) may vary throughout the development. Properties may also be built handed (mirror image). Images may include optional upgrades at an additional cost. Please ask for further details. TWEM 70127 / August 2024



2 Bed Apartments

2 BEDROOM APARTMENTS, PLOTS 187, 215, 188 & 216



PLOTS 187 & 215

Living room/Dining/Kitchen

3.48m × 7.05m 11' 5" × 23' 2"

Bedroom 1

4.62m × 2.70m 15' 2" × 8' 10"

Bedroom 2

3.39m × 2.02m 11' 1" × 6' 8"

PLOTS 188 & 216

Living room/Dining/Kitchen

3.48m × 7.05m 11' 5" × 23' 2"

Bedroom 1

4.62m × 2.70m 15' 2" × 8' 10"

Bedroom 2

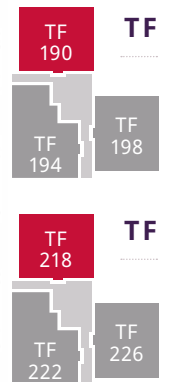

3.39m × 2.02m 11' 1" × 6' 8"

*Plot specific windows. The floor plans depict a typical layout of this house type. For exact plot specification, details of external and internal finishes, dimensions and floor plan differences consult your sales executive. All dimensions are + or - 50mm and floor plans are not shown to scale. The kitchen layout and furniture positions are for indicative purposes only. The computer generated image is for illustrative purposes only and it is from an imaginary viewpoint within an open space area. Its purpose is to give a feel for the development, not an accurate description of each property. The illustration shows a typical Taylor Wimpey home of this type, but there are, however, variances from site to site. External materials, finishes, landscaping and the position of garages (where provided) may vary throughout the development. Properties may also be built handed (mirror image). Images may include optional upgrades at an additional cost. Please ask for further details. TWEM 70127 / August 2024



2 Bed Apartments

2 BEDROOM APARTMENTS, PLOTS 189, 217, 190 & 218



PLOTS 189 & 217

Living room/Dining/Kitchen

3.48m × 7.05m 11' 5" × 23' 2"

Bedroom 1

4.62m × 2.70m 15' 2" × 8' 10"

Bedroom 2

3.39m × 2.02m 11' 1" × 6' 8"

PLOTS 190 & 218

Living room/Dining/Kitchen

3.07m × 7.05m 10' 1" × 23' 2"

Bedroom 1

4.22m × 2.70m 13' 10" × 8' 10"

Bedroom 2


2.98m × 2.02m 9' 9" × 6' 8"

*Plot specific windows. The floor plans depict a typical layout of this house type. For exact plot specification, details of external and internal finishes, dimensions and floor plan differences consult your sales executive. All dimensions are + or - 50mm and floor plans are not shown to scale. The kitchen layout and furniture positions are for indicative purposes only. The computer generated image is for illustrative purposes only and it is from an imaginary viewpoint within an open space area. Its purpose is to give a feel for the development, not an accurate description of each property. The illustration shows a typical Taylor Wimpey home of this type, but there are, however, variances from site to site. External materials, finishes, landscaping and the position of garages (where provided) may vary throughout the development. Properties may also be built handed (mirror image). Images may include optional upgrades at an additional cost. Please ask for further details. TWEM 70127 / August 2024



2 Bed Apartments

2 BEDROOM APARTMENTS, PLOTS 195, 223, 196 & 224



PLOTS 195 & 223

Living room/Dining/Kitchen

3.48m × 7.05m 11' 5" × 23' 2"

Bedroom 1

4.62m × 2.70m 15' 2" × 8' 10"

Bedroom 2

3.39m × 2.02m 11' 1" × 6' 8"

PLOTS 196 & 224

Living room/Dining/Kitchen

3.48m × 7.05m 11' 5" × 23' 2"

Bedroom 1

4.62m × 2.70m 15' 2" × 8' 10"

Bedroom 2

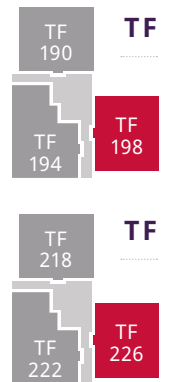

3.39m × 2.02m 11' 1" × 6' 8"

*Plot specific windows. The floor plans depict a typical layout of this house type. For exact plot specification, details of external and internal finishes, dimensions and floor plan differences consult your sales executive. All dimensions are + or - 50mm and floor plans are not shown to scale. The kitchen layout and furniture positions are for indicative purposes only. The computer generated image is for illustrative purposes only and it is from an imaginary viewpoint within an open space area. Its purpose is to give a feel for the development, not an accurate description of each property. The illustration shows a typical Taylor Wimpey home of this type, but there are, however, variances from site to site. External materials, finishes, landscaping and the position of garages (where provided) may vary throughout the development. Properties may also be built handed (mirror image). Images may include optional upgrades at an additional cost. Please ask for further details. TWEM 70127 / August 2024



2 Bed Apartments

2 BEDROOM APARTMENTS, PLOTS 197, 225, 198 & 226



PLOTS 197 & 225

Living room/Dining/Kitchen

3.48m × 7.05m 11' 5" × 23' 2"

Bedroom 1

4.62m × 2.70m 15' 2" × 8' 10"

Bedroom 2

3.39m × 2.02m 11' 1" × 6' 8"

PLOTS 198 & 226

Living room/Dining/Kitchen

3.08m × 7.05m 10' 1" × 23' 2"

Bedroom 1

4.27m × 2.70m 14' 0" × 8' 10"

Bedroom 2


2.99m × 2.02m 9' 10" × 6' 8"

*Plot specific windows. The floor plans depict a typical layout of this house type. For exact plot specification, details of external and internal finishes, dimensions and floor plan differences consult your sales executive. All dimensions are + or - 50mm and floor plans are not shown to scale. The kitchen layout and furniture positions are for indicative purposes only. The computer generated image is for illustrative purposes only and it is from an imaginary viewpoint within an open space area. Its purpose is to give a feel for the development, not an accurate description of each property. The illustration shows a typical Taylor Wimpey home of this type, but there are, however, variances from site to site. External materials, finishes, landscaping and the position of garages (where provided) may vary throughout the development. Properties may also be built handed (mirror image). Images may include optional upgrades at an additional cost. Please ask for further details. TWEM 70127 / August 2024



2 Bed Apartments

2 BEDROOM APARTMENTS, PLOTS 191, 219, 192 & 220



PLOTS 191 & 219

Living room/Dining/Kitchen *max.*
4.35m × 7.11m 14' 3" × 23' 4"

Bedroom 1
3.72m × 3.50m 12' 2" × 11' 6"

Bedroom 2
3.58m × 2.25m 11' 9" × 7' 5"

PLOTS 192 & 220

Living room/Dining/Kitchen *max.*
4.35m × 7.11m 14' 3" × 23' 4"

Bedroom 1
3.72m × 3.50m 12' 2" × 11' 6"


Bedroom 2
3.58m × 2.25m 11' 9" × 7' 5"

*Plot specific windows. The floor plans depict a typical layout of this house type. For exact plot specification, details of external and internal finishes, dimensions and floor plan differences consult your sales executive. All dimensions are + or - 50mm and floor plans are not shown to scale. The kitchen layout and furniture positions are for indicative purposes only. The computer generated image is for illustrative purposes only and it is from an imaginary viewpoint within an open space area. Its purpose is to give a feel for the development, not an accurate description of each property. The illustration shows a typical Taylor Wimpey home of this type, but there are, however, variances from site to site. External materials, finishes, landscaping and the position of garages (where provided) may vary throughout the development. Properties may also be built handed (mirror image). Images may include optional upgrades at an additional cost. Please ask for further details. TWEM 70127 / August 2024



2 Bed Apartments

2 BEDROOM APARTMENTS, PLOTS 193 & 221



PLOTS 193 & 221

Living room/Dining/Kitchen *max.*

4.38m × 7.11m 14' 5" × 23' 4"

Bedroom 1

3.72m × 3.50m 12' 2" × 11' 6"

Bedroom 2


3.57m × 2.25m 11' 8" × 7' 5"

*Plot specific windows. The floor plans depict a typical layout of this house type. For exact plot specification, details of external and internal finishes, dimensions and floor plan differences consult your sales executive. All dimensions are + or - 50mm and floor plans are not shown to scale. The kitchen layout and furniture positions are for indicative purposes only. The computer generated image is for illustrative purposes only and it is from an imaginary viewpoint within an open space area. Its purpose is to give a feel for the development, not an accurate description of each property. The illustration shows a typical Taylor Wimpey home of this type, but there are, however, variances from site to site. External materials, finishes, landscaping and the position of garages (where provided) may vary throughout the development. Properties may also be built handed (mirror image). Images may include optional upgrades at an additional cost. Please ask for further details. TWEM 70127 / August 2024



2 Bed Apartments

2 BEDROOM APARTMENTS, PLOTS 194 & 222



PLOTS 194 & 222

Living room/Dining/Kitchen *max.*

4.38m × 7.11m 14' 5" × 23' 4"

Bedroom 1

3.72m × 3.50m 12' 2" × 11' 6"

Bedroom 2

3.57m × 2.25m 11' 8" × 7' 5"

*Plot specific windows. The floor plans depict a typical layout of this house type. For exact plot specification, details of external and internal finishes, dimensions and floor plan differences consult your sales executive. All dimensions are + or - 50mm and floor plans are not shown to scale. The kitchen layout and furniture positions are for indicative purposes only. The computer generated image is for illustrative purposes only and it is from an imaginary viewpoint within an open space area. Its purpose is to give a feel for the development, not an accurate description of each property. The illustration shows a typical Taylor Wimpey home of this type, but there are, however, variances from site to site. External materials, finishes, landscaping and the position of garages (where provided) may vary throughout the development. Properties may also be built handed (mirror image). Images may include optional upgrades at an additional cost. Please ask for further details. TWEM 70127 / August 2024

Ways to buy

Everyone knows buying a new home is an exciting time. But it can be a stressful one too, which is why our sales executives and customer relations managers are there to help every step of the way, from your initial enquiry right through to opening the front door of your new home for the first time.



First time buyer?

→ Here's how we can help

Existing home owner?

→ Here's how we can help



Take your next step



Find your dream home on our website.



Book an appointment to view our show homes.



Take a virtual tour of our homes from the comfort of your sofa.



Have your questions answered by calling our sales executives on **01536 211 157**.



Find out how we can get you moving with our buying schemes.



Book an appointment



SEAGRAVE PARK Barton Road, Barton Seagrave, Northampton, NN15 5JH

CONTACT US ON 01536 211 157

Taylor Wimpey