



Seton Rise

WINCHBURGH, WEST LOTHIAN

A beautiful collection of two, three, four and five bedroom homes located in the growing community of Winchburgh.

Taylor
Wimpey

Contents



Welcome to Seton Rise

Nestled in the picturesque West Lothian countryside, Seton Rise is located in the charming village of Winchburgh.

This development is part of an overall masterplan which will create around 3,800 new homes along with state-of-the-art primary and secondary schools, new outdoor community spaces and an impressive marina for everyone to enjoy.



Love village life

Seton Rise benefits from a range of local amenities and the development is ideally situated close to schools, shops and leisure facilities, providing everything you need right at your doorstep. You can take a leisurely stroll along the Union Canal or enjoy an outdoor adventure at the 85-acre Auldathie District Park.

This development will be a popular choice for commuters with easy access to the M8 and M9 motorways, as well as a frequent rail service from Uphall train station to both Edinburgh and Glasgow. Edinburgh Airport is also within easy reach.

Jupiter Artland



Five Sisters Zoo



Edinburgh City Centre



Personalise your home

A new Taylor Wimpey home is a blank canvas, ready for you to put your stamp on even before you move in. You can choose from a range of high quality options for your kitchen, bedroom and bathroom to suit your taste – and all from the comfort of your sofa. We offer a range of contemporary and traditional kitchen units and patterned or plain tiles for your bathroom, so whatever your preferred style we've got you covered.

Using our innovative Options Online tool, you can visualise your new home room-by-room and customise each as you go. For example, across different rooms, you can select your personal favourite from our extensive range of flooring offerings which include luxury carpet, LVT, vinyl and tiles. You can also choose your options with the help of your Sales Executive if you'd prefer.

Our customers have created some fantastic spaces in their homes and you can get inspiration from their choices by following us on Instagram. You can also check out a host of interior design tips on our website.



Options availability is subject to build stage of plots and options won't be available if plots have reached a certain build stage. Please contact the Sales Executive for further information.

Included as standard

From the external features to the finishing touches, every detail of our homes is designed with our customers in mind.

While you'll have the choice to upgrade some of our standard offerings, all of our houses are fitted with a range of high quality features at no extra cost to you.

You'll find a complete list of all items that come as standard in your house below.



Kitchens

All of our kitchens are fitted with beautiful units and worktops and you can choose your preferred style and colour to create your perfect cooking and entertaining space.

A range of accessories including stylish splashbacks, a stainless steel sink and taps, and lighting* give your kitchen a clean, contemporary finish. You'll get a modern, energy efficient oven with built-in hob and integrated hood.

Utility rooms[†]

Units will be fitted to match your chosen kitchen style, complete with a sink and tap. If your home has a toilet in the utility room, we'll fit a contemporary white basin and toilet for a sleek finish.



Bathrooms, en suites and shower rooms

Modern white sanitaryware, including toilet, basin and bath with chrome taps give your main bathroom a clean look. The matching sanitaryware is fitted in en suites and shower rooms which also benefit from an shower and glass enclosure.

For a distinct look, we offer a varied range of ceramic wall tiles for you to choose from to make your bathroom and en suite stand out from the crowd.



Garden[†]

The outside of your home is just as carefully considered as the inside. You'll get a fully turfed and landscaped front garden – including plants. The back garden includes a slabbed area and your privacy is protected by a garden fence.



All of the specification listed is included in our houses as standard. For the specification included in our apartments, please see the separate apartment specification list. Standard specifications are correct at time of going to print, but are subject to change without notice. Please contact the Sales Executive for further information. † = Where applicable.

Specification of our houses

Kitchens

'Symphony' kitchen with a selection of doors,worktops and upstands	✓
Single or 1.5 bowl stainless steel insert sink c/w mixer taps* (House type specific.)	✓
Single oven*	✓
Integrated Pull Out Hood with Filter	✓
Stainless steel splashback	✓
Utility with 'Symphony' base unit and work top choices from our 'Standard Range'	✓
Soft close doors	✓

Bathrooms, en suites, utility and cloakrooms

White free standing sanitary ware	✓
Chrome mixer tap	✓
3 rows of tiles to bath and splashback to basin (portrait NoTan option only landscape)	✓
Thermostatic shower with shower curtain and full height tiling on the shower wall dropping to 3 tiles half way along <small>*Not including Chalmers or Boswell house types (only in properties without en-suite)</small>	✓
Full-height tiling to shower enclosure and splashback to basin in the en suite	✓
Shower tray and 'Roman' Chrome finish glass shower door in the en suite	✓

Central heating/hot water system

Fully programmable gas central heating providing hot water	✓
White thermostatic controlled radiators	✓
Mains pressure hot water system providing plumbing free roof space	✓
Cavity wall insulation	✓
Loft insulation in line with building regulations	✓

Electrical features

Power points in line with NHBC requirements	✓
TV socket to lounge and bedroom one (if indicated on service layout)	✓
CAT 5E Data Cabling†	✓
Master telephone socket to lounge	✓
Light and power socket to garages	✓

All of the specification listed is included in our houses as standard. For the specification included in our apartments, please see the separate apartment specification list. Recent changes in building regulations may affect the energy performance calculation on some new build homes. This means that the addition of a shower over a bath as an upgrade may no longer be available on selected homes. Please speak to our Sales Executive to find out more. Standard specifications are correct at time of going to print, but are subject to change without notice. Please contact the Sales Executive for further information.

Specification of our houses

Finishing Touches

Flat white finish to ceilings	✓
White emulsion to walls	✓
White paint to woodwork	✓
White pre-finished doors with chrome ironmongery	✓
Vinyl floor, Moduleo, Amtico or Karndean tiling covering to all wet areas, kitchen, kitchen/diner and utility	*
Half height tiling to walls around bath area (only in all main bathrooms)	*

External Features

Smooth finish grey concrete slabs to pathways and patios	✓
Front and rear outdoor light with PIR	*
External tap outside kitchen of property	✓

Security and Safety

Mains operated smoke detectors supplied in line with Building Regulations (Carbon Monoxide detector battery operated)	✓
Heat detector supplied in Kitchen	
GRP front entrance door with multi-point locking	✓
Double-glazed PVC-U multi-point locking french doors (plot specific)	✓
Double-glazed PVC-U windows with multi-point locking	✓

Gardens, Paths and Drives

Front garden turfed	✓
Topsoil rotavated rear garden	✓
Fencing at boundary enclosure layout with 1.8m open board fence (divisional)	✓

NHBC 10-year Warranty

NHBC 10 year Build Mark policy	✓
Taylor Wimpey warranty for 2 years from date of Legal Completion	✓

✓ = Standard features * = Options, upgrades and colour choices are available subject to stage of construction † = Where applicable

All of the specification listed is included in our houses as standard. For the specification included in our apartments, please see the separate apartment specification list. Recent changes in building regulations may affect the energy performance calculation on some new build homes. This means that the addition of a shower over a bath as an upgrade may no longer be available on selected homes. Please speak to our Sales Executive to find out more. Standard specifications are correct at time of going to print, but are subject to change without notice. Please contact the Sales Executive for further information.

Our homes



 [View the site plan](#)



The Andrew

2 BEDROOM HOME, TOTAL 727 sq ft / 66.5m²



GROUND FLOOR

Kitchen

2.06m x 3.30m 6' 9" x 10' 10"

Living Room/Dining Area

4.02m x 3.54m 13' 2" x 11' 8"

WC

1.80m x 1.22m 5' 11" x 4' 0"



FIRST FLOOR

Bedroom 1

4.02m x 3.59m 13' 2" x 11' 9"

Bedroom 2 (max)

4.02m x 2.40m 13' 2" x 7' 11"

Bathroom (over bath)

1.77m x 2.10m 5' 10" x 6' 11"

*Plot specific windows. The floor plans depict a typical layout of this house type. For exact plot specification, details of external and internal finishes, dimensions and floor plan differences consult your sales executive. The sq ft / sq m stated is the net sales area described in the RICS Code of Measurement 6th Edition. It is the area of the building measured to the plaster finish of the perimeter walls at each floor level. The measurement includes internal walls, service boxings and voids over stairs. It excludes internal garages and areas with less than 1.5m headroom. All dimensions are + or - 50mm and floor plans are not shown to scale. The kitchen layout and furniture positions are for indicative purposes only. The computer generated image is for illustrative purposes only and it is from an imaginary viewpoint within an open space area. Its purpose is to give a feel for the development, not an accurate description of each property. The illustration shows a typical Taylor Wimpey home of this type, but there are, however, variances from site to site. External materials, finishes, landscaping and the position of garages (where provided) may vary throughout the development. Properties may also be built handed (mirror image). Images may include optional upgrades at an additional cost. Please ask for further details. RB14626 / November 2024



The Baxter

3 BEDROOM HOME, TOTAL 818 sq ft / 76m²



GROUND FLOOR

Kitchen (max)

2.39m x 2.77m 7' 10" x 9' 1"

Living Room/Dining Area (max)

4.58m x 4.10m 15' 0" x 13' 5"

WC

2.39m x 1.17m 7' 10" x 3' 10"



FIRST FLOOR

Bedroom 1 (max)

4.58m x 3.64m 15' 0" x 11' 11"

Bedroom 2 (max)

2.59m x 3.33m 8' 6" x 10' 11"

Bedroom 3 (max)

1.92m x 3.33m 6' 4" x 10' 11"

Bathroom (over bath)

1.81m x 2.00m 5' 11" x 6' 7"

*Plot specific windows. The floor plans depict a typical layout of this house type. For exact plot specification, details of external and internal finishes, dimensions and floor plan differences consult your sales executive. The sq ft / sq m stated is the net sales area described in the RICS Code of Measurement 6th Edition. It is the area of the building measured to the plaster finish of the perimeter walls at each floor level. The measurement includes internal walls, service boxings and voids over stairs. It excludes internal garages and areas with less than 1.5m headroom. All dimensions are + or - 50mm and floor plans are not shown to scale. The kitchen layout and furniture positions are for indicative purposes only. The computer generated image is for illustrative purposes only and it is from an imaginary viewpoint within an open space area. Its purpose is to give a feel for the development, not an accurate description of each property. The illustration shows a typical Taylor Wimpey home of this type, but there are, however, variances from site to site. External materials, finishes, landscaping and the position of garages (where provided) may vary throughout the development. Properties may also be built handed (mirror image). Images may include optional upgrades at an additional cost. Please ask for further details. RB14626 / November 2024



The Blair

3 BEDROOM HOME, TOTAL 915 sq ft / 85m²



GROUND FLOOR

Kitchen/Dining Area ^(max)

5.10m x 2.77m 16' 9" x 9' 1"

Living Room

3.18m x 4.10m 10' 5" x 13' 5"

WC

2.22m x 1.17m 7' 3" x 3' 10"



FIRST FLOOR

Bedroom 1 ^(max)

4.01m x 3.64m 13' 2" x 11' 11"

Bedroom 2 ^(max)

2.88m x 3.33m 9' 6" x 10' 11"

Bedroom 3

2.19m x 3.33m 7' 2" x 10' 11"

Bathroom ^(over bath)

1.81m x 2.00m 5' 11" x 6' 7"

En suite ^(over shower)

1.73m x 2.02m 5' 8" x 6' 8"

*Plot specific windows. The floor plans depict a typical layout of this house type. For exact plot specification, details of external and internal finishes, dimensions and floor plan differences consult your sales executive. The sq ft / sq m stated is the net sales area described in the RICS Code of Measurement 6th Edition. It is the area of the building measured to the plaster finish of the perimeter walls at each floor level. The measurement includes internal walls, service boxings and voids over stairs. It excludes internal garages and areas with less than 1.5m headroom. All dimensions are + or - 50mm and floor plans are not shown to scale. The kitchen layout and furniture positions are for indicative purposes only. The computer generated image is for illustrative purposes only and it is from an imaginary viewpoint within an open space area. Its purpose is to give a feel for the development, not an accurate description of each property. The illustration shows a typical Taylor Wimpey home of this type, but there are, however, variances from site to site. External materials, finishes, landscaping and the position of garages (where provided) may vary throughout the development. Properties may also be built handed (mirror image). Images may include optional upgrades at an additional cost. Please ask for further details. RB14626 / November 2024



The Boswell

3 BEDROOM HOME, TOTAL 859SQ FT / 79.9M²



GROUND FLOOR

Kitchen/Dining Area

4.58m x 2.98m 15' 0" x 9' 9"

Living Room

4.63m x 3.17m 15' 2" x 10' 5"

WC

1.82m x 1.10m 6' 0" x 3' 7"



FIRST FLOOR

Bedroom 1

3.33m x 3.21m 10' 11" x 10' 6"

Bedroom 2

2.61m x 3.03m 8' 7" x 9' 11"

Bedroom 3

1.94m x 3.03m 6' 4" x 9' 11"

Bathroom

1.83m x 1.99m 6' 0" x 6' 6"

En suite

1.83m x 2.43m 6' 0" x 8' 0"

*Plot specific windows. The floor plans depict a typical layout of this house type. For exact plot specification, details of external and internal finishes, dimensions and floor plan differences consult your sales executive. The sq ft / sq m stated is the net sales area described in the RICS Code of Measurement 6th Edition. It is the area of the building measured to the plaster finish of the perimeter walls at each floor level. The measurement includes internal walls, service boxings and voids over stairs. It excludes internal garages and areas with less than 1.5m headroom. All dimensions are + or - 50mm and floor plans are not shown to scale. The kitchen layout and furniture positions are for indicative purposes only. The computer generated image is for illustrative purposes only and it is from an imaginary viewpoint within an open space area. Its purpose is to give a feel for the development, not an accurate description of each property. The illustration shows a typical Taylor Wimpey home of this type, but there are, however, variances from site to site. External materials, finishes, landscaping and the position of garages (where provided) may vary throughout the development. Properties may also be built handed (mirror image). Images may include optional upgrades at an additional cost. Please ask for further details. RB14626 / November 2024



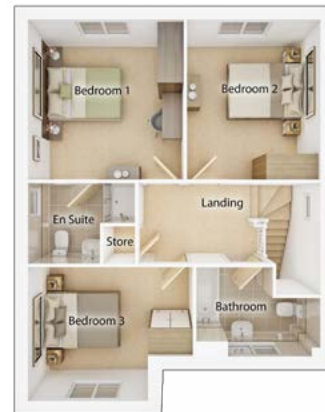
The Chalmers

3 BEDROOM HOME, TOTAL 1015sq ft / 94.3m²



GROUND FLOOR

Kitchen (max)	2.68m x 3.56m	8' 10" x 11' 8"
Living Room/Dining Area	3.87m x 5.47m	12' 9" x 18' 0"
WC (max)	1.73m x 2.13m	5' 8" x 7' 0"



FIRST FLOOR

Bedroom 1	3.55m x 3.65m	11' 8" x 12' 0"
Bedroom 2	3.04m x 3.65m	10' 0" x 12' 0"
Bedroom 3 (max)	3.76m x 3.05m	12' 4" x 10' 0"
Bathroom (over bath)	2.83m x 2.03m	9' 4" x 6' 8"
En suite (over shower)	2.44m x 1.84m	8' 0" x 6' 1"

*Plot specific windows. The floor plans depict a typical layout of this house type. For exact plot specification, details of external and internal finishes, dimensions and floor plan differences consult your sales executive. The sq ft / sq m stated is the net sales area described in the RICS Code of Measurement 6th Edition. It is the area of the building measured to the plaster finish of the perimeter walls at each floor level. The measurement includes internal walls, service boxings and voids over stairs. It excludes internal garages and areas with less than 1.5m headroom. All dimensions are + or - 50mm and floor plans are not shown to scale. The kitchen layout and furniture positions are for indicative purposes only. The computer generated image is for illustrative purposes only and it is from an imaginary viewpoint within an open space area. Its purpose is to give a feel for the development, not an accurate description of each property. The illustration shows a typical Taylor Wimpey home of this type, but there are, however, variances from site to site. External materials, finishes, landscaping and the position of garages (where provided) may vary throughout the development. Properties may also be built handed (mirror image). Images may include optional upgrades at an additional cost. Please ask for further details. RB14626 / November 2024



The Drummond

4 BEDROOM HOME, TOTAL 1205sq ft / 111.9m²



GROUND FLOOR

Kitchen

3.07m x 3.80m 10' 1" x 12' 6"

Living Room

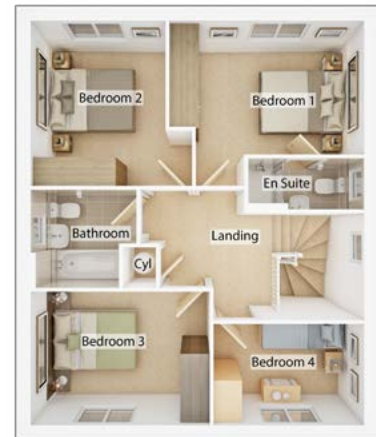
3.44m x 4.99m 11' 3" x 16' 4"

Dining Room

3.72m x 3.11m 12' 2" x 10' 3"

WC

1.86m x 1.16m 6' 1" x 3' 10"



FIRST FLOOR

Bedroom 1

3.97m x 2.72m 13' 0" x 8' 11"

Bedroom 2

2.74m x 3.36m 9' 0" x 11' 0"

Bedroom 3

3.65m x 2.72m 12' 0" x 8' 11"

Bedroom 4

3.07m x 2.06m 10' 1" x 6' 9"

Bathroom

2.15m x 2.02m 7' 1" x 6' 7"

En suite

2.36m x 1.05m 7' 9" x 3' 5"

*Plot specific windows. The floor plans depict a typical layout of this house type. For exact plot specification, details of external and internal finishes, dimensions and floor plan differences consult your sales executive. The sq ft / sq m stated is the net sales area described in the RICS Code of Measurement 6th Edition. It is the area of the building measured to the plaster finish of the perimeter walls at each floor level. The measurement includes internal walls, service boxings and voids over stairs. It excludes internal garages and areas with less than 1.5m headroom. All dimensions are + or - 50mm and floor plans are not shown to scale. The kitchen layout and furniture positions are for indicative purposes only. The computer generated image is for illustrative purposes only and it is from an imaginary viewpoint within an open space area. Its purpose is to give a feel for the development, not an accurate description of each property. The illustration shows a typical Taylor Wimpey home of this type, but there are, however, variances from site to site. External materials, finishes, landscaping and the position of garages (where provided) may vary throughout the development. Properties may also be built handed (mirror image). Images may include optional upgrades at an additional cost. Please ask for further details. RB14626 / November 2024



The Dunlop

4 BEDROOM HOME, TOTAL 1242sq ft / 115.4m²



GROUND FLOOR

Kitchen	5.06m x 2.91m	16' 7" x 9' 6"
Living Room	3.12m x 4.15m	10' 3" x 13' 7"
Dining Room	1.18m x 1.86m	3' 10" x 6' 1"



FIRST FLOOR

Bedroom 2	3.00m x 3.13m	9' 10" x 10' 3"
Bedroom 3	2.60m x 3.11m	8' 6" x 10' 3"
Bedroom 4	2.44m x 3.11m	8' 0" x 10' 3"
Bathroom	2.05m x 2.11m	6' 9" x 6' 11"



SECOND FLOOR

Bedroom 1	3.98m x 3.30m	13' 1" x 10' 10"
En suite	2.20m x 1.89m	7' 2" x 6' 2"
Dressing Room	1.89m x 1.52m	6' 2" x 5' 0"

*Plot specific windows. The floor plans depict a typical layout of this house type. For exact plot specification, details of external and internal finishes, dimensions and floor plan differences consult your sales executive. The sq ft / sq m stated is the net sales area described in the RICS Code of Measurement 6th Edition. It is the area of the building measured to the plaster finish of the perimeter walls at each floor level. The measurement includes internal walls, service boxings and voids over stairs. It excludes internal garages and areas with less than 1.5m headroom. All dimensions are + or - 50mm and floor plans are not shown to scale. The kitchen layout and furniture positions are for indicative purposes only. The computer generated image is for illustrative purposes only and it is from an imaginary viewpoint within an open space area. Its purpose is to give a feel for the development, not an accurate description of each property. The illustration shows a typical Taylor Wimpey home of this type, but there are, however, variances from site to site. External materials, finishes, landscaping and the position of garages (where provided) may vary throughout the development. Properties may also be built handed (mirror image). Images may include optional upgrades at an additional cost. Please ask for further details. RB14626 / November 2024



The Fraser

4 BEDROOM HOME, TOTAL 1271sq ft / 118.1m²



GROUND FLOOR

Kitchen/Dining Area

8.02m × 2.66m 26' 4" × 8' 9"

Living Room

3.17m × 5.24m 10' 5" × 17' 2"

WC

2.03m × 1.10m 6' 8" × 3' 6"



FIRST FLOOR

Bedroom 1

4.28m × 3.09m 14' 0" × 10' 1"

Bedroom 2

3.18m × 3.58m 10' 5" × 11' 9"

Bedroom 3

3.68m × 2.89m 12' 1" × 9' 6"

Bedroom 4

2.58m × 2.79m 8' 5" × 9' 2"

Bathroom

2.58m × 2.20m 8' 5" × 7' 3"

En suite

2.43m × 1.58m 8' 0" × 5' 2"

*Plot specific windows. The floor plans depict a typical layout of this house type. For exact plot specification, details of external and internal finishes, dimensions and floor plan differences consult your sales executive. The sq ft / sq m stated is the net sales area described in the RICS Code of Measurement 6th Edition. It is the area of the building measured to the plaster finish of the perimeter walls at each floor level. The measurement includes internal walls, service boxings and voids over stairs. It excludes internal garages and areas with less than 1.5m headroom. All dimensions are + or - 50mm and floor plans are not shown to scale. The kitchen layout and furniture positions are for indicative purposes only. The computer generated image is for illustrative purposes only and it is from an imaginary viewpoint within an open space area. Its purpose is to give a feel for the development, not an accurate description of each property. The illustration shows a typical Taylor Wimpey home of this type, but there are, however, variances from site to site. External materials, finishes, landscaping and the position of garages (where provided) may vary throughout the development. Properties may also be built handed (mirror image). Images may include optional upgrades at an additional cost. Please ask for further details. RB14626 / November 2024



The Geddes

4 BEDROOM HOME, TOTAL 1348sq ft / 125.2m²



GROUND FLOOR

Kitchen/Dining Area

8.27m × 2.80m 27' 2" × 9' 2"

Living Room

3.16m × 5.34m 10' 5" × 17' 6"

WC

2.54m × 1.14m 8' 4" × 3' 9"



FIRST FLOOR

Bedroom 1^(max)

3.78m × 3.89m 12' 5" × 13' 1"

Bedroom 2^(max)

4.39m × 2.88m 14' 5" × 9' 6"

Bedroom 3

2.65m × 3.48m 8' 8" × 11' 5"

Bedroom 4

3.19m × 2.89m 10' 6" × 9' 6"

Bathroom^(max)

2.25m × 2.34m 7' 5" × 7' 8"

En suite 1^(over shower)

2.10m × 1.81m 6' 11" × 5' 11"

En suite 2^(over shower)

2.65m × 1.73m 8' 8" × 5' 8"

*Plot specific windows. The floor plans depict a typical layout of this house type. For exact plot specification, details of external and internal finishes, dimensions and floor plan differences consult your sales executive. The sq ft / sq m stated is the net sales area described in the RICS Code of Measurement 6th Edition. It is the area of the building measured to the plaster finish of the perimeter walls at each floor level. The measurement includes internal walls, service boxings and voids over stairs. It excludes internal garages and areas with less than 1.5m headroom. All dimensions are + or - 50mm and floor plans are not shown to scale. The kitchen layout and furniture positions are for indicative purposes only. The computer generated image is for illustrative purposes only and it is from an imaginary viewpoint within an open space area. Its purpose is to give a feel for the development, not an accurate description of each property. The illustration shows a typical Taylor Wimpey home of this type, but there are, however, variances from site to site. External materials, finishes, landscaping and the position of garages (where provided) may vary throughout the development. Properties may also be built handed (mirror image). Images may include optional upgrades at an additional cost. Please ask for further details. RB14626 / November 2024



The Maxwell

4 BEDROOM HOME, TOTAL 1475sq ft / 137m²



GROUND FLOOR

Kitchen/Dining Area

8.69m x 3.07m 28' 6" x 10' 1"

Living Room

4.20m x 4.44m 13' 9" x 14' 7"

WC

1.78m x 1.12m 5' 11" x 3' 7"

Utility

1.82m x 2.14m 6' 0" x 7' 2"



FIRST FLOOR

Bedroom 1 ^(max)

4.20m x 4.49m 13' 9" x 14' 9"

Bedroom 2 ^(max)

3.39m x 3.39m 11' 1" x 11' 1"

Bedroom 3

3.26m x 3.10m 10' 8" x 10' 2"

Bedroom 4 ^(max)

3.09m x 3.77m 10' 2" x 12' 5"

Bathroom ^(over bath)

2.20m x 3.10m 7' 3" x 10' 2"

En suite ^(inc. shower)

1.64m x 2.72m 5' 5" x 8' 11"

*Plot specific windows. The floor plans depict a typical layout of this house type. For exact plot specification, details of external and internal finishes, dimensions and floor plan differences consult your sales executive. The sq ft / sq m stated is the net sales area described in the RICS Code of Measurement 6th Edition. It is the area of the building measured to the plaster finish of the perimeter walls at each floor level. The measurement includes internal walls, service boxings and voids over stairs. It excludes internal garages and areas with less than 1.5m headroom. All dimensions are + or - 50mm and floor plans are not shown to scale. The kitchen layout and furniture positions are for indicative purposes only. The computer generated image is for illustrative purposes only and it is from an imaginary viewpoint within an open space area. Its purpose is to give a feel for the development, not an accurate description of each property. The illustration shows a typical Taylor Wimpey home of this type, but there are, however, variances from site to site. External materials, finishes, landscaping and the position of garages (where provided) may vary throughout the development. Properties may also be built handed (mirror image). Images may include optional upgrades at an additional cost. Please ask for further details. RB14626 / November 2024



The Stewart

4 BEDROOM HOME, TOTAL 1629SQ FT / 151.4M²



GROUND FLOOR

Kitchen	3.93m x 3.90m	12' 11" x 12' 10"
Living Room	4.87m x 3.90m	16' 0" x 12' 10"
Dining Room	3.41m x 2.88m	11' 2" x 9' 5"
Utility (max)	2.83m x 2.09m	9' 4" x 6' 11"
WC	2.83m x 1.16m	9' 4" x 3' 10"



FIRST FLOOR

Bedroom 1	3.95m x 3.96m	13' 0" x 13' 0"
Bedroom 2 (max)	3.95m x 3.50m	13' 0" x 11' 6"
Bedroom 3 (max)	3.59m x 3.95m	11' 10" x 13' 0"
Bedroom 4	3.41m x 2.88m	11' 2" x 9' 5"
Bathroom (over bath & shower)	3.59m x 1.91m	11' 0" x 6' 3"
En suite 1 (over shower)	2.51m x 1.52m	8' 3" x 5' 0"
En suite 2 (over shower)	1.84m x 2.16m	6' 1" x 7' 1"

*Plot specific windows. The floor plans depict a typical layout of this house type. For exact plot specification, details of external and internal finishes, dimensions and floor plan differences consult your sales executive. The sq ft / sq m stated is the net sales area described in the RICS Code of Measurement 6th Edition. It is the area of the building measured to the plaster finish of the perimeter walls at each floor level. The measurement includes internal walls, service boxings and voids over stairs. It excludes internal garages and areas with less than 1.5m headroom. All dimensions are + or - 50mm and floor plans are not shown to scale. The kitchen layout and furniture positions are for indicative purposes only. The computer generated image is for illustrative purposes only and it is from an imaginary viewpoint within an open space area. Its purpose is to give a feel for the development, not an accurate description of each property. The illustration shows a typical Taylor Wimpey home of this type, but there are, however, variances from site to site. External materials, finishes, landscaping and the position of garages (where provided) may vary throughout the development. Properties may also be built handed (mirror image). Images may include optional upgrades at an additional cost. Please ask for further details. RB14626 / November 2024



The Wallace

5 BEDROOM HOME, TOTAL 1704sq ft / 158.3m²



GROUND FLOOR

Kitchen/Dining Area

5.86m x 3.41m 19' 3" x 11' 2"

Living Room

3.86m x 5.06m 12' 8" x 16' 7"

Dining Room

2.86m x 3.41m 9' 5" x 11' 2"

Utility

1.75m x 2.21m 5' 9" x 7' 3"

WC

1.13m x 2.14m 3' 8" x 7' 0"



FIRST FLOOR

Bedroom 1

3.86m x 3.95m 12' 8" x 13' 0"

Bedroom 2 (max)

3.86m x 4.32m 12' 8" x 14' 2"

Bedroom 3 (max)

3.85m x 3.34m 12' 8" x 11' 0"

Bedroom 4 (max)

3.86m x 2.86m 12' 8" x 9' 5"

Bedroom 5

2.75m x 2.45m 9' 0" x 8' 1"

Bathroom (over bath & shower)

2.74m x 2.14m 9' 0" x 7' 0"

En suite 1 (over shower)

2.61m x 1.58m 8' 7" x 5' 2"

En suite 2 (over shower)

2.73m x 1.69m 8' 11" x 5' 7"

*Plot specific windows. The floor plans depict a typical layout of this house type. For exact plot specification, details of external and internal finishes, dimensions and floor plan differences consult your sales executive. The sq ft / sq m stated is the net sales area described in the RICS Code of Measurement 6th Edition. It is the area of the building measured to the plaster finish of the perimeter walls at each floor level. The measurement includes internal walls, service boxings and voids over stairs. It excludes internal garages and areas with less than 1.5m headroom. All dimensions are + or - 50mm and floor plans are not shown to scale. The kitchen layout and furniture positions are for indicative purposes only. The computer generated image is for illustrative purposes only and it is from an imaginary viewpoint within an open space area. Its purpose is to give a feel for the development, not an accurate description of each property. The illustration shows a typical Taylor Wimpey home of this type, but there are, however, variances from site to site. External materials, finishes, landscaping and the position of garages (where provided) may vary throughout the development. Properties may also be built handed (mirror image). Images may include optional upgrades at an additional cost. Please ask for further details. RB14626 / November 2024



The Kennedy

with Garden Room

4 BEDROOM HOME, TOTAL 1965 sq ft / 182.55m²



GROUND FLOOR

Kitchen	5.81m x 3.41m	19' 1" x 11' 2"
Lounge	3.86m x 5.06m	12' 8" x 16' 7"
Dining Room	3.41m x 2.81m	11' 2" x 9' 3"
Garden Room	4.31m x 5.18m	14' 2" x 17' 0"



FIRST FLOOR

Master Bedroom	3.85m x 3.95m	12' 8" x 13' 0"	Bathroom	2.76m x 2.46m	9' 1" x 8' 1"
Bedroom 2	3.85m x 4.32m	12' 8" x 14' 2"	En suite 1	2.61m x 1.58m	8' 7" x 5' 2"
Bedroom 3	3.95m x 3.34m	13' 0" x 11' 0"	En suite 2	2.69m x 1.69m	8' 10" x 5' 6"
Bedroom 4	3.75m x 2.91m	12' 4" x 9' 6"			

*Plot specific windows. The floor plans depict a typical layout of this house type. For exact plot specification, details of external and internal finishes, dimensions and floor plan differences consult your sales executive. The sq ft / sq m stated is the net sales area described in the RICS Code of Measurement 6th Edition. It is the area of the building measured to the plaster finish of the perimeter walls at each floor level. The measurement includes internal walls, service boxings and voids over stairs. It excludes internal garages and areas with less than 1.5m headroom. All dimensions are + or - 50mm and floor plans are not shown to scale. The kitchen layout and furniture positions are for indicative purposes only. The computer generated image is for illustrative purposes only and it is from an imaginary viewpoint within an open space area. Its purpose is to give a feel for the development, not an accurate description of each property. The illustration shows a typical Taylor Wimpey home of this type, but there are, however, variances from site to site. External materials, finishes, landscaping and the position of garages (where provided) may vary throughout the development. Properties may also be built handed (mirror image). Images may include optional upgrades at an additional cost. Please ask for further details. RB14626 / November 2024



The Cameron

with Garden Room

5 BEDROOM HOME, TOTAL 2089 sq ft / 194.07m²



GROUND FLOOR

Kitchen	3.14m x 6.30m	10' 4" x 20' 8"
Lounge	3.50m x 6.11m	11' 6" x 20' 1"
Dining Room	3.40m x 3.19m	11' 2" x 10' 6"
Garden Room	4.31m x 5.18m	14' 2" x 17' 0"
Double Garage	4.86m x 5.16m	15' 11" x 16' 11"




FIRST FLOOR

Master Bedroom	4.88m x 4.00m	16' 0" x 13' 1"	Bedroom 5	3.19m x 2.81m	10' 5" x 9' 3"
Bedroom 2	2.83m x 4.01m	9' 4" x 13' 2"	Bathroom	2.01m x 2.39m	6' 7" x 7' 10"
Bedroom 3	3.40m x 3.23m	11' 2" x 10' 7"	En suite 1	16.6m x 2.14m	5' 6" x 7' 0"
Bedroom 4	3.14m x 3.23m	10' 4" x 10' 7"	En suite 2	2.01m x 1.46m	6' 7" x 4' 10"

*Plot specific windows. The floor plans depict a typical layout of this house type. For exact plot specification, details of external and internal finishes, dimensions and floor plan differences consult your sales executive. The sq ft / sq m stated is the net sales area described in the RICS Code of Measurement 6th Edition. It is the area of the building measured to the plaster finish of the perimeter walls at each floor level. The measurement includes internal walls, service boxings and voids over stairs. It excludes internal garages and areas with less than 1.5m headroom. All dimensions are + or - 50mm and floor plans are not shown to scale. The kitchen layout and furniture positions are for indicative purposes only. The computer generated image is for illustrative purposes only and it is from an imaginary viewpoint within an open space area. Its purpose is to give a feel for the development, not an accurate description of each property. The illustration shows a typical Taylor Wimpey home of this type, but there are, however, variances from site to site. External materials, finishes, landscaping and the position of garages (where provided) may vary throughout the development. Properties may also be built handed (mirror image). Images may include optional upgrades at an additional cost. Please ask for further details. RB14626 / November 2024

Ways to buy

Everyone knows buying a new home is an exciting time. But it can be a stressful one too, which is why our Sales Executives and Customer Relations Managers are there to help every step of the way, from your initial enquiry right through to opening the front door of your new home for the first time.



Special Offers are subject to Terms and Conditions, and they cannot be combined with other offers/schemes. Please speak to your sales executive for further details.

Take your next step



Find your dream home on our website.



Book an appointment to view our show homes.



Take a virtual tour of our homes from the comfort of your sofa.



Have your questions answered by calling our Sales Executives on **01506 530678**



Find out how we can get you moving with our buying schemes.



SETON RISE Off Beatlie Road , Winchburgh, West Lothian, EH52 6WL

CONTACT US ON 01506 530678

Taylor Wimpey