



Persimmon

Together, we make your home

Saddleback View

Penrith • Cumbria



Persimmon

Together, we make your home

Together, we make your home

When it comes to designing a new development, we apply the same philosophy every time – make it unique, make it personal. That's because we understand your new home is more than simply bricks and mortar. It's a private place of sanctuary where we hope you'll laugh, entertain and escape for many years to come.

"With over 50 years of building excellence, find out more about us on page 4"

HBF Home Builders Federation



Customer Satisfaction 2025

5 stars!

We're proud of our 5 star builder status awarded by the national Home Builders Federation (HBF). It's a reflection of our commitment to delivering excellence always and putting our customers at the heart of all we do.



Saddleback View

Find out more

About Persimmon Homes	4
Your journey with us and schemes to help	6
Living at Saddleback View	8
Our homes	12
Specifications	24
Sustainability	26
Personalise with Finishing Touches	28
Proud to be building communities	30
Reasons to buy from us	32



Who we are

A little bit about us

You're about to make one of the most exciting investments of your life! A beautiful place to call home for years to come. Here are some reasons to invest in a Persimmon home...

Over 50 years of expertise

We've been building homes and communities since the early seventies, and just as fashions have moved on, so too has construction. Over half a century we've perfected processes, fine-tuned materials and honed skills to make us one of today's most modern and progressive home builders.

Sustainability mission

We're committed to reducing our impact on the planet and building for a better tomorrow, with a dedicated in-house team focused on this. [Read more on page 26](#)

Persimmon plc in numbers

It's not all about numbers we know, but to give you sense of scale here are a few:

10,664

homes
delivered in
2024

200+

locations
across
the UK

4,731

direct employees
make it all
happen

484

acres of
public space
created

£2.2bn

invested in
local communities
over the last
5 years



"Building sustainable homes and community hubs"

Save money on your energy bills

The increased thermal retention from our insulation and double glazing, along with reduced water use thanks to efficient appliances, mean you'll automatically save money on your energy and water bills – and with the rising cost of living, this can make a real difference.



Take a look at the recently published HBF Watt a Save report to find out how much you could save.

The Persimmon Pledge

The Persimmon Pledge is our commitment to making sure you receive exceptional customer service and relevant communications before, during and after you've moved in.

Find out more about the Persimmon Pledge.



Accessible homes

It's crucial that your new home works perfectly for you and your needs. We build in line with Approved Document M accessibility requirements.



Scan the QR code to find out what each rating means.

Giving back

We do everything we can to give back to our communities and proudly contribute towards community hubs, children's play areas, schools and sports facilities.

Our 'Community Champions' and 'Building Futures' programmes help to raise funds for projects and charities across Great Britain. If you'd like to get involved visit persimmonhomes.com/community-champions to see if you could apply to support your local community.



Happy hour

We run Customer Construction Clinics from our on-site sales offices each Monday from 5-6pm. Pop in to see the team both during and after you've moved in to your new home.



10-year warranty

When you buy a Persimmon home it comes complete with a 'peace of mind' 10-year insurance-backed warranty and our own two-year Persimmon warranty.



Help when you need it

You'll have a dedicated customer care helpline, plus cover for emergencies like complete loss of electricity, gas, water or drainage.

Finishing Touches

We know you'll want to make your home your own, so we created 'Finishing Touches', our home personalisation service. **Read more on page 28**





With you all the way

Your journey with us

From finding your perfect new home to moving in,
we're here to help every step of the way.

1.→ 2.→ 3.

Reservation

So you've seen a home you love? Speak to one of our friendly sales advisors who will help you secure your dream home.

Solicitor

You'll need to instruct a solicitor or conveyancer at the point of reservation. Your sales advisor can recommend a local independent company.

Mortgage application

Most people will need to apply for a mortgage. We can recommend independent financial advisors to give you the best impartial advice.

4.→ 5.→ 6.

Personalise!

The bit you've been waiting for! Making the final choices for your new home. Depending on build stage you can also choose from a range of Finishing Touches.

Exchange contracts

One step closer to moving in – this is where we exchange contracts and your solicitor will transfer your deposit.

Quality assurance

Your home will be thoroughly inspected by site teams and will also have an Independent Quality Inspection to make sure it's ready for you to move into.

7.→ 8.→ 9.

Home demo

Another exciting milestone! Here's where you get to see your new home before completion. You'll be shown how everything works and any questions can be answered.

Handover

The moment you've been waiting for! The paperwork has been completed, the money transferred and now it's time to move in and start unpacking...

After-care

Our site and customer care teams will support you every step of the way. You'll receive a dedicated customer care line number to deal with any issues.

[persimmonhomes.com](https://www.persimmonhomes.com)



Need help?

One of the best things about buying a new-build home is the amazing offers and schemes you could benefit from. T&Cs apply.




Armed Forces/Key Workers Discount



Bank of Mum and Dad



Deposit Boost

- 
- Choice of 3 and 4-bedroom homes
 - Just a 5-minute drive from Penrith
 - Close to local schools
 - Good range of local amenities



Scan me!

For availability and pricing on our beautiful new homes at Saddleback View.



Penrith • Cumbria

Saddleback View

Saddleback View is our new development located in the historic market town of Penrith in the scenic county of Cumbria. Residents will benefit from its picturesque location, which offers beautiful views of the Lake District and Eden Valley.

Penrith's location lies at an important intersection of routes between Scotland and England and on the main route across the Pennines, and this is key to its historical status as a major market town. Even today, the town is full of specialist, family-run shops, a wide range of bars, restaurants and pubs, while the Tuesday market still does a roaring trade.

Lots to do

There are many places to visit in and around Penrith, making it the perfect base from which to enjoy the North West. The great outdoors are right on our doorstep offering an abundance of activities; walking, cycling, fishing, and canoeing, to name just a few. There are several gyms, swimming pools, a climbing wall, rugby club, football pitch, golf courses, clay pigeon shooting, churches, a museum, cinemas, college, as well as a

whole variety of clubs and groups to join, from art and crafts, music and dance, acting and singing, to sports and other hobbies.

Easily within reach

There's convenient access to the M6 connecting Penrith with Carlisle to the north and Birmingham, Manchester, and Liverpool to the south. The A66 is the direct route west from the town into the glorious Lake District National Park via Keswick. To the east, you can head into the North Pennines Area of Outstanding Natural Beauty, and if you come off the M6 for Sedburgh, you'll be in the unspoilt landscape of Cumbria and the Yorkshire Dales National Park.

Good local schooling

A wide range of schools are close by too, with primary schools including North Lakes and Hunter Hall as well as Queen Elizabeth Grammar School and Ullswater Community College secondary schools.

EXPLORE

Start exploring...

Penrith
1 mile

Lake District
5 miles

Carlisle
19.2 miles

Keswick
21.4 miles



Saddleback View



Our homes

3 bedroom

-  The Hanbury
-  The Rufford
-  The Souter
-  The Hatfield
-  The Clayton Corner
-  The Clayton

4 bedroom

-  The Roseberry
-  The Leicester
-  The Clandon +
-  The Runswick
-  The Lumley
-  The Chedworth

-
-  Affordable - rented
 -  Affordable - intermediate

Future
Development

Existing
Housing

Existing
Housing



This site layout is intended for illustrative purposes only, and may be subject to change, for example, in response to market demand, ground conditions or technical and planning reasons. Trees, planting and public open space shown are indicative, actual numbers and positions may vary. This site plan does not form any part of a warranty or contract. Further information is available from a site sales advisor. The location of the affordable housing on this plan is indicative only and both the location and number of affordable housing plots may be subject to change.



The Hanbury

3 bedroom home



The popular Hanbury is a three-bedroom family home with a bright and modern open plan kitchen/dining room with French doors leading into the garden. The downstairs WC, three handy storage cupboards and en suite to bedroom one mean it ticks all the boxes for practical family living.



GROUND FLOOR



1ST FLOOR

Ground Floor	Metres	Feet/inches
Kitchen/Dining room	4.68 x 2.69	15'4" x 8'10"
Living room	4.35 x 3.69	14'3" x 12'1"

First Floor	Metres	Feet/inches
Bedroom 1	3.65 x 2.90	12'0" x 9'6"
Bedroom 2	2.81 x 2.32	9'3" x 7'7"
Bedroom 3	2.32 x 1.78	7'7" x 5'10"

Please note that elevation treatments and window/door positions may vary from plot to plot. Plot specific information will be confirmed on your reservation check list.

This information is for guidance only and does not form any part of any contract or constitute a warranty. Illustrations are of typical elevations and may vary. Floor plans are not drawn to scale and window positions may vary. Room dimensions are subject to a +/- 50mm (2") tolerance and are based on the maximum dimensions in each room. Please consult your sales advisor on site for specific elevations, room dimensions and external finishes. The PEA ratings are estimated and vary between home types, orientation and developments.

12

Predicted Energy Assessment: B



The Rufford

3 bedroom home



A thoughtfully-designed three-bedroom home with much to offer, the Rufford is popular with families. The bright and modern open plan kitchen/dining room with French doors leading into the garden is ideal for entertaining and family meals. The front porch, inner hallway, downstairs WC and cupboard takes care of everyday storage. Plus there's an en suite to bedroom one, family bathroom and integral garage.



GROUND FLOOR



1ST FLOOR

Ground Floor	Metres	Feet/inches
Kitchen/Dining room	5.75 x 2.34	18'10" x 7'8"
Living room	4.93 x 3.13	16'2" x 10'3"

First Floor	Metres	Feet/inches
Bedroom 1	4.24 x 2.90	13'11" x 9'6"
Bedroom 2	3.43 x 2.66	11'3" x 8'9"
Bedroom 3	3.01 x 2.41	9'10" x 7'11"

Please note that elevation treatments and window/door positions may vary from plot to plot. Plot specific information will be confirmed on your reservation check list.

This information is for guidance only and does not form any part of any contract or constitute a warranty. Illustrations are of typical elevations and may vary. Floor plans are not drawn to scale and window positions may vary. Room dimensions are subject to a +/- 50mm (2") tolerance and are based on the maximum dimensions in each room. Please consult your sales advisor on site for specific elevations, room dimensions and external finishes. The PEA ratings are estimated and vary between home types, orientation and developments.



3 bedroom home

The Souter



An attractive three-storey, three-bedroom home, the Souter has a modern open plan kitchen/dining room, well-proportioned living room and three good-sized bedrooms; the top floor bedroom one also has a spacious en suite. The enclosed porch, downstairs WC, two storage cupboards and off-road parking means it's practical as well as stylish.



GROUND FLOOR



1ST FLOOR



2ND FLOOR

Ground Floor	Metres	Feet/inches
Kitchen/Dining room	3.62 x 2.71	7'7" x 10'9"
Living room	4.50 x 3.62	14'9" x 11'10"
First Floor	Metres	Feet/inches
Bedroom 2	3.62 x 3.19	11'10" x 10'6"
Bedroom 3	3.62 x 2.71	11'0" x 8'11"
Second Floor	Metres	Feet/inches
Bedroom 1	5.29 x 2.59	17'4" x 8'6"

Please note that elevation treatments and window/door positions may vary from plot to plot. Plot specific information will be confirmed on your reservation check list.

This information is for guidance only and does not form any part of any contract or constitute a warranty. Illustrations are of typical elevations and may vary. Floor plans are not drawn to scale and window positions may vary. Room dimensions are subject to a +/- 50mm (2") tolerance and are based on the maximum dimensions in each room. Please consult your sales advisor on site for specific elevations, room dimensions and external finishes. The PEA ratings are estimated and vary between home types, orientation and developments.



The Hatfield

3 bedroom home



Enjoy the best of modern living in this popular three-bedroom home which benefits from a stylish kitchen/ dining room with French doors leading into the garden. There's a spacious front-aspect living room, downstairs WC, a utility room with outside access and a handy garage. Upstairs there are three good-sized bedrooms - bedroom one has an en suite - a family bathroom and a further storage cupboard.



GROUND FLOOR



1ST FLOOR

Ground Floor	Metres	Feet/inches
Kitchen/Dining room	5.51 x 2.84	18'1" x 9'4"
Living room	3.94 x 3.73	12'11" x 10'9"

First Floor	Metres	Feet/inches
Bedroom 1	3.94 x 3.28	12'11" x 10'9"
Bedroom 2	2.90 x 2.90	9'6" x 9'6"
Bedroom 3	2.90 x 2.53	9'6" x 8'3"

Please note that elevation treatments and window/door positions may vary from plot to plot. Plot specific information will be confirmed on your reservation check list.

This information is for guidance only and does not form any part of any contract or constitute a warranty. Illustrations are of typical elevations and may vary. Floor plans are not drawn to scale and window positions may vary. Room dimensions are subject to a +/- 50mm (2") tolerance and are based on the maximum dimensions in each room. Please consult your sales advisor on site for specific elevations, room dimensions and external finishes. The PEA ratings are estimated and vary between home types, orientation and developments.



3 bedroom home

The Clayton Corner



A fantastic family home, the Clayton Corner features a stunning open plan kitchen/dining room and equally impressive living room with French doors opening into the garden. A utility room, WC, storage cupboard and garage ensure it's practical as well as stylish. Upstairs you'll find three bedrooms, including a large bedroom one with an en suite, a family-sized bathroom and another handy storage cupboard.



GROUND FLOOR



1ST FLOOR

Ground Floor	Metres	Feet/inches
Kitchen/Dining room	5.63 x 2.87	18'5" x 9'5"
Living room	5.63 x 3.11	18'5" x 10'2"

First Floor	Metres	Feet/inches
Bedroom 1	5.63 x 3.17	18'5" x 10'5"
Bedroom 2	3.24 x 2.80	10'7" x 9'2"
Bedroom 3	2.80 x 2.30	9'2" x 7'7"

Please note that elevation treatments and window/door positions may vary from plot to plot. Plot specific information will be confirmed on your reservation check list.

This information is for guidance only and does not form any part of any contract or constitute a warranty. Illustrations are of typical elevations and may vary. Floor plans are not drawn to scale and window positions may vary. Room dimensions are subject to a +/- 50mm (2") tolerance and are based on the maximum dimensions in each room. Please consult your sales advisor on site for specific elevations, room dimensions and external finishes. The PEA ratings are estimated and vary between home types, orientation and developments.



The Clayton

3 bedroom home



A superb family home, the Clayton features a stunning open plan kitchen/dining room and equally impressive living room with French doors opening into the garden. A utility room, WC, storage cupboard and garage ensure it's practical as well as stylish. Upstairs you'll find three bedrooms, including a large bedroom one with an en suite, a family-sized bathroom and another handy storage cupboard.



GROUND FLOOR



1ST FLOOR

Ground Floor	Metres	Feet/inches
Kitchen/Dining room	5.63 x 2.89	18'3" x 9'4"
Living room	5.63 x 3.11	18'3" x 10'2"

First Floor	Metres	Feet/inches
Bedroom 1	5.63 x 3.17	18'3" x 10'3"
Bedroom 2	3.23 x 2.56	10'6" x 8'3"
Bedroom 3	2.80 x 2.30	9'1" x 7'5"

Please note that elevation treatments and window/door positions may vary from plot to plot. Plot specific information will be confirmed on your reservation check list.

This information is for guidance only and does not form any part of any contract or constitute a warranty. Illustrations are of typical elevations and may vary. Floor plans are not drawn to scale and window positions may vary. Room dimensions are subject to a +/- 50mm (2") tolerance and are based on the maximum dimensions in each room. Please consult your sales advisor on site for specific elevations, room dimensions and external finishes. The PEA ratings are estimated and vary between home types, orientation and developments.



4 bedroom home

The Roseberry



The Roseberry is a superb detached home with an integral garage and a good-sized living room with double doors leading into a bright open plan kitchen/dining room - perfect for family life and entertaining. It's practical too with a utility, downstairs WC and three storage cupboards. The large bedroom one has an en suite, with the spacious landing leading on to three further bedrooms and the main family bathroom.



GROUND FLOOR



1ST FLOOR

Ground Floor	Metres	Feet/inches
Kitchen/Dining room	5.63 x 3.13	18'6" x 10'3"
Living room	4.81 x 3.39	15'9" x 11'2"

First Floor	Metres	Feet/inches
Bedroom 1	4.37 x 3.98	14'4" x 13'1"
Bedroom 2	3.73 x 2.84	12'3" x 9'4"
Bedroom 3	2.93 x 2.84	9'7" x 9'4"
Bedroom 4	2.93 x 2.20	9'7" x 7'3"

Please note that elevation treatments and window/door positions may vary from plot to plot. Plot specific information will be confirmed on your reservation check list.

This information is for guidance only and does not form any part of any contract or constitute a warranty. Illustrations are of typical elevations and may vary. Floor plans are not drawn to scale and window positions may vary. Room dimensions are subject to a +/- 50mm (2") tolerance and are based on the maximum dimensions in each room. Please consult your sales advisor on site for specific elevations, room dimensions and external finishes. The PEA ratings are estimated and vary between home types, orientation and developments.



The Leicester

4 bedroom home



Modern three-storey living at its best, the Leicester is a four-bedroom home ideal for families. It features an open plan kitchen/dining room, a light-filled living room with French doors leading into the garden, plus a handy under-stairs storage cupboard and WC. The first floor has three good-sized bedrooms and the main family bathroom, and on the top floor, there's an impressive bedroom one with an en suite.



Ground Floor	Metres	Feet/inches
Kitchen/Dining room	4.67 x 2.93	15'4" x 9'7"
Living room	5.06 x 3.12	16'7" x 10'3"
First Floor	Metres	Feet/inches
Bedroom 2	4.10 x 2.93	13'5" x 9'7"
Bedroom 3	3.69 x 2.93	12'1" x 9'7"
Bedroom 4	3.12 x 2.04	10'3" x 6'8"
Second Floor	Metres	Feet/inches
Bedroom 1	5.73 x 4.05	18'10" x 13'4"

GROUND FLOOR

1ST FLOOR

2ND FLOOR

Please note that elevation treatments and window/door positions may vary from plot to plot. Plot specific information will be confirmed on your reservation check list.

This information is for guidance only and does not form any part of any contract or constitute a warranty. Illustrations are of typical elevations and may vary. Floor plans are not drawn to scale and window positions may vary. Room dimensions are subject to a +/- 50mm (2") tolerance and are based on the maximum dimensions in each room. Please consult your sales advisor on site for specific elevations, room dimensions and external finishes. The PEA ratings are estimated and vary between home types, orientation and developments.



4 bedroom home

The Clandon +



The Clandon+ is a four-bedroom, three-bathroom, detached family home with an integrated garage. There's a dual-aspect living room, an open plan kitchen/dining room, a downstairs WC, and a storage cupboard in the hall. Upstairs two of the bedrooms feature en suites and the other two share a family bathroom. Additional storage on the landing is another practical feature.



GROUND FLOOR



1ST FLOOR

Ground Floor	Metres	Feet/inches
Kitchen/Dining room	5.69 x 2.93	18'8" x 9'7"
Living room	5.69 x 3.17	18'8" x 10'5"

First Floor	Metres	Feet/inches
Bedroom 1	5.69 x 3.21	18'8" x 10'7"
Bedroom 2	3.28 x 2.61	10'9" x 8'7"
Bedroom 3	2.84 x 2.34	9'4" x 7'8"
Bedroom 4	4.38 x 2.84	14'5" x 9'4"

Please note that elevation treatments and window/door positions may vary from plot to plot. Plot specific information will be confirmed on your reservation check list.

This information is for guidance only and does not form any part of any contract or constitute a warranty. Illustrations are of typical elevations and may vary. Floor plans are not drawn to scale and window positions may vary. Room dimensions are subject to a +/- 50mm (2") tolerance and are based on the maximum dimensions in each room. Please consult your sales advisor on site for specific elevations, room dimensions and external finishes. The PEA ratings are estimated and vary between home types, orientation and developments.

20

Predicted Energy Assessment: B



The Runswick

4 bedroom home



A spacious family home, the Runswick is a four-bedroom detached property perfect for modern living. The stylish open plan kitchen/dining room is ideal for spending time as a family and entertaining guests. There's also a well-proportioned living room, handy downstairs WC and integral garage. Upstairs there are four bedrooms - bedroom one with an en suite - a large family-sized bathroom and a handy storage cupboard.



Ground Floor	Metres	Feet/inches
--------------	--------	-------------

Kitchen/Dining room	5.69 x 2.34	18'8" x 7'8"
---------------------	-------------	--------------

Living room	4.93 x 3.10	16'2" x 10'2"
-------------	-------------	---------------

First Floor	Metres	Feet/inches
-------------	--------	-------------

Bedroom 2	3.90 x 2.86	12'10" x 9'5"
-----------	-------------	---------------

Bedroom 3	3.43 x 3.16	11'3" x 10'4"
-----------	-------------	---------------

Bedroom 4	2.90 x 2.80	9'6" x 9'2"
-----------	-------------	-------------

Second Floor	Metres	Feet/inches
--------------	--------	-------------

Bedroom 1	5.27 x 3.35	17'4" x 11'0"
-----------	-------------	---------------

GROUND FLOOR

1ST FLOOR

2ND FLOOR

Please note that elevation treatments and window/door positions may vary from plot to plot. Plot specific information will be confirmed on your reservation check list.

This information is for guidance only and does not form any part of any contract or constitute a warranty. Illustrations are of typical elevations and may vary. Floor plans are not drawn to scale and window positions may vary. Room dimensions are subject to a +/- 50mm (2") tolerance and are based on the maximum dimensions in each room. Please consult your sales advisor on site for specific elevations, room dimensions and external finishes. The PEA ratings are estimated and vary between home types, orientation and developments.



4 bedroom home

The Lumley



The Lumley is a modern three-storey home ideal for family life. This four-bedroom home features an open plan kitchen/dining room with French doors leading into the garden, a handy utility room, a front-aspect living room, plus under-stairs storage and a WC. The first floor has three good-sized bedrooms, one with an en suite, and the main family bathroom. On the top floor there's an impressive bedroom one with an en suite and storage cupboard.



GROUND FLOOR



1ST FLOOR



2ND FLOOR

Ground Floor	Metres	Feet/inches
Kitchen/Dining room	5.51 x 2.84	18'1" x 9'4"
Living room	3.94 x 3.72	12'11" x 12'2"

First Floor	Metres	Feet/inches
Bedroom 2	3.94 x 3.25	12'11" x 10'8"
Bedroom 3	2.90 x 2.90	9'6" x 9'6"
Bedroom 4	2.90 x 2.53	9'6" x 8'3"

Second Floor	Metres	Feet/inches
Bedroom 1	4.78 x 3.46	15'8" x 11'4"

Please note that elevation treatments and window/door positions may vary from plot to plot. Plot specific information will be confirmed on your reservation check list.

This information is for guidance only and does not form any part of any contract or constitute a warranty. Illustrations are of typical elevations and may vary. Floor plans are not drawn to scale and window positions may vary. Room dimensions are subject to a +/- 50mm (2") tolerance and are based on the maximum dimensions in each room. Please consult your sales advisor on site for specific elevations, room dimensions and external finishes. The PEA ratings are estimated and vary between home types, orientation and developments.



The Chedworth

4 bedroom home



A popular family home, the Chedworth ticks all the boxes. The modern and stylish open plan kitchen/ family room is perfect for spending time as a family and entertaining. There's also a well-proportioned living room, separate dining room, downstairs WC and handy utility with outside access. Upstairs there are four bedrooms - bedroom one has an en suite - a large family-sized bathroom and a handy storage cupboard.



GROUND FLOOR



1ST FLOOR

Ground Floor	Metres	Feet/inches
Kitchen/Family room	6.18 x 2.90	20'3" x 9'6"
Living room	4.03 x 3.28	13'3" x 10'9"
Dining room	3.29 x 3.00	10'9" x 9'10"

First Floor	Metres	Feet/inches
Bedroom 1	3.88 x 3.49	12'9" x 11'6"
Bedroom 2	3.88 x 3.51	12'9" x 11'6"
Bedroom 3	3.00 x 2.74	9'10" x 9'0"
Bedroom 4	2.51 x 2.37	8'3" x 7'9"

Please note that elevation treatments and window/door positions may vary from plot to plot. Plot specific information will be confirmed on your reservation check list.

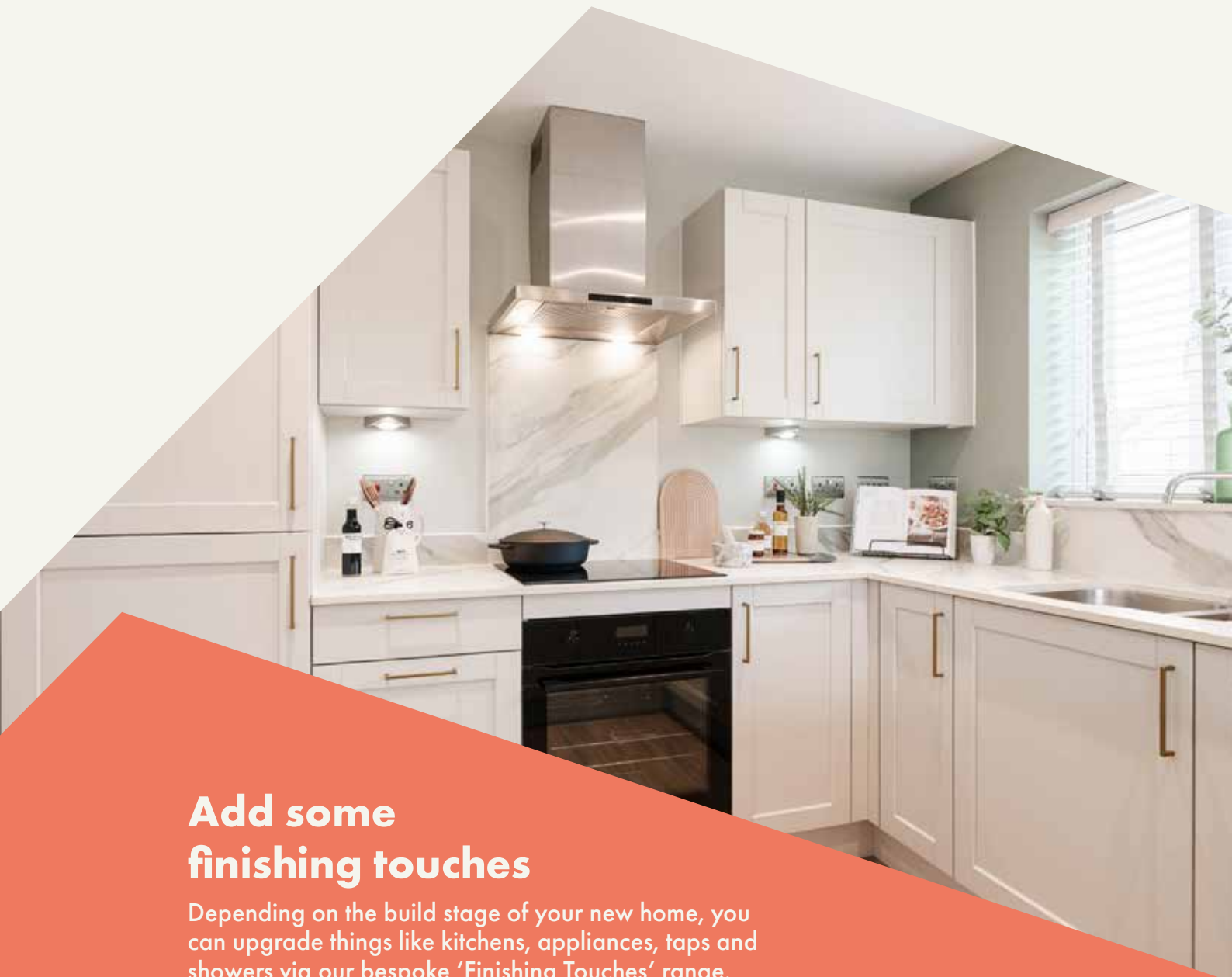
This information is for guidance only and does not form any part of any contract or constitute a warranty. Illustrations are of typical elevations and may vary. Floor plans are not drawn to scale and window positions may vary. Room dimensions are subject to a +/- 50mm (2") tolerance and are based on the maximum dimensions in each room. Please consult your sales advisor on site for specific elevations, room dimensions and external finishes. The PEA ratings are estimated and vary between home types, orientation and developments.



Saddleback View

Specifications

Our homes include these items as standard to ensure you have everything you need to be comfortable from the day you move in. Built for today's modern lifestyles with sustainability in mind.



Add some finishing touches

Depending on the build stage of your new home, you can upgrade things like kitchens, appliances, taps and showers via our bespoke 'Finishing Touches' range.



External

Walls

Traditional cavity walls.

Inner: block.

Outer: Style suited to planned architecture.

Roof

Tile or slate-effect with PVCu rainwater goods.

Windows

Double glazed E-glass windows in PVCu frames.

Doors

GRP-skinned external doors with PVCu frames.

French doors to garden or balcony

(where applicable).

Electrics

Wiring for wall mounted light to the front door.

Wiring for wall mounted light to rear. External

covered socket to allow the future install of an EV charger.



Internal

Ceilings

Painted white.

Lighting

Pendant or batten fittings with low-energy bulbs.

Stairs

Staircase painted white.

Walls

Painted in white emulsion.

Doors

White pre-finished doors.

Heating

Gas fired combi boiler with radiators in all main rooms, with thermostatically-controlled valves to bedrooms.

Insulation

Insulated loft and hatch to meet current building regulations.

Electrics

Individual circuit breakers to consumer unit and double electric sockets to all main rooms.

General

Media plate incorporating TV and telecommunication outlets to living room.



Kitchen

General

Fully-fitted kitchen with a choice of doors and laminate worktop with upstands to match (depending on build stage).

Plumbing

Plumbing for washing machine.

Appliances

Stainless steel single electric oven, gas hob, cooker hood and splashback



Bathroom

Suites

White bathroom suites with chrome-finished fittings.

Extractor fan

Extractor fan to bathroom and en suite(s) (where applicable).

Shower

Mira showers with chrome fittings to en suite(s).

Where there is no en suite, Mira thermostatic shower with wall mounted shower head, complete with shower screen in main bathroom.

Splashbacks

1-course splashback to WC basin. Maximum 600mm splashback to bath/fully tiled shower.

Tiling

Half height tiling to sanitary-ware walls in bathroom and en suite.

General

En suite to bedroom(s) where applicable.



Security

Locks

Three-point locking to front and rear doors, locks to all windows (except escape windows).

Fire

Smoke detectors wired to the mains with battery back-up and heat detectors.



Garage & Gardens

Garage

Garage or parking space(s).

Garden

Front lawn turfed or landscaped (where applicable).

Fencing

1.8 metre fence to rear garden, plus gate.





Energy efficiency built in

Sustainability

Our homes are typically 30% more efficient than traditional UK housing, helping you to save money and reduce your impact on the environment.

We're proud that we already build our homes to high levels of energy efficiency, but there's still a way to go. Our in-house sustainability team is dedicated to our mission to have net zero carbon homes in use by 2030, and for our own operations to be net zero carbon by 2040.

To achieve this, we're working to science-based carbon reduction targets in line with the Paris Agreement's 1.5°C warming pledge, investing in low-carbon solutions and technology that will further reduce the carbon footprints of our homes and our impact on the planet.

Energy efficiency built in:

- ✓ **PEA rating – B**
Our typical B rating makes our homes much more efficient than traditional D-rated homes.
- ✓ **Up to 400mm roof space insulation**
Warmer in winter, cooler in summer, reducing energy bills.
- ✓ **Argon gas filled double glazing**
Greater insulation and reduced heat loss.
- ✓ **Energy efficient lighting**
We use energy-saving LED lightbulbs in all our homes.
- ✓ **A-rated appliances**
Many of our kitchen appliances have a highly efficient A rating.
- ✓ **A-rated boilers**
Our condenser boilers far outperform non-condensing ones.
- ✓ **Local links**
We're located close to amenities and public transport to help reduce your travel footprint.
- ✓ **Ultra-fast broadband**
FibreNest fibre-to-the-home connectivity helps you live and work at home more flexibly.
- ✓ **Lower-carbon bricks**
Our concrete bricks typically use 28% less carbon in manufacture than clay, giving total lifetime carbon savings of 2.4 tonnes of CO₂ per house built.

Eco goodies

When you move in to your new Persimmon home you'll find some of our favourite eco brands in your Homemove box. These products are plastic free, refillable and ethically sourced.





Your home, your way

Finishing Touches to make it yours

Our goal is to make your house feel like your home before
you've even collected the keys.

Key to achieving this is giving you the creative freedom to add your own style and personality to every room through our fabulous Finishing Touches collection.

Featuring the very latest designs from a host of leading brands, Finishing Touches lets you personalise your home inside and out. And rest assured, every upgrade and item available has been carefully chosen to complement the style

and finish of your new home. Of course, the real beauty is that all these extras will be ready for the day you move in.

Thanks to our impressive buying power we can offer almost any upgrade you can imagine at a highly competitive price. It can all be arranged from the comfort and convenience of one of our marketing suites, in a personal design appointment.

You can choose:



Kitchens



Appliances



Bathrooms



Flooring



Wardrobes



Fixtures & fittings

"One of the most exciting things about buying a brand new home is putting your own stamp on a blank canvas."



Share & win!

Share your love for your new Persimmon home and you could win a £100 IKEA voucher. There is one up for grabs every month. For inspiration, check out past winners' homes on our Instagram page @persimmon_homes

#lovemypersimmonhome

The earlier you reserve, the greater the choice

We'll always try and accommodate the Finishing Touches you want, but they are build-stage dependent, so the earlier you reserve the better.

persimmonhomes.com/finishing-touches

Finishing Touches are subject to availability and stage of construction. Prices for your specific home type will be in our price list. For a full list of Finishing Touches available for your home, please contact the sales advisor on site.



All about community

Proud to be building communities

When creating Saddleback View, not only did we create a lovely local environment for you and your family, we also contributed to the wider community.

Throughout the development process, we proactively engage with local communities and work closely with planning authorities. Saddleback View has achieved the right balance of homes and open space and the right mix of house types for a thriving community.

We also include much-needed homes for our Housing Association partners. Our plan enhances local facilities too, providing investment in local infrastructure such as transport, education, retail and recreation facilities, as well as initiatives to generate biodiversity.



“We’ve actively enhanced biodiversity at Saddleback View.”

EDUCATION

We're contributing over £500k towards local education.

HOUSING

Affordable housing provision.

TRAVEL PLAN.

We're contributing over £6k to local travel plans.

TRAFFIC MANAGEMENT

We'll be putting over £200k towards traffic management plans.



6 reasons why it pays to buy new

Did you know?

Most of the benefits of buying new are obvious, but some are not. Here's a quick summary of the key reasons why it's such a smart move:

1.

No chain

Few things are more annoying in the home buying process than a time-consuming chain you can't control. Buying new limits the chance of getting involved in one.

2.

Energy efficient

Our homes include cost-effective combi boilers, first-rate loft insulation and draught-free double glazed windows to meet stringent energy-efficient standards, keeping your energy bills as low as possible.

3.

Brand new

Absolutely everything in your new home is brand new. You get all the latest designs and tech, complete with manufacturers' warranties. Win-win.

4.

More ways to buy

We offer a range of schemes to help get you on the property ladder, including Home Change and Part Exchange.

5.

10 year warranty

All our new homes come with a ten-year, insurance-backed warranty, as well as our own two-year Persimmon warranty. In the unlikely event you ever need to claim, our Customer Care Team are there to help you.

6.

Safe & secure

All our homes are built from fire-retardant materials and come with fitted smoke alarms and fire escape windows. They're also far more secure than older buildings thanks to the security locks and lighting we use.



Your home, better connected
for a brighter future

Hyperfast 900Mb broadband is available on this development.

FibreNest provides you with high-speed, totally unlimited
full-fibre broadband to your home, at great prices.



Choose the best package for you

We know every household is different, that's why we've put together six amazing
packages to suit everyone's needs. From surfing the net on the sofa to binge-
watching the latest box set, streaming music with friends to ruling the galaxy in
the latest must-have game - we've got the service for you.



Scan me!
For packages & pricing.



0333 234 2220



support@fibrenewest.com

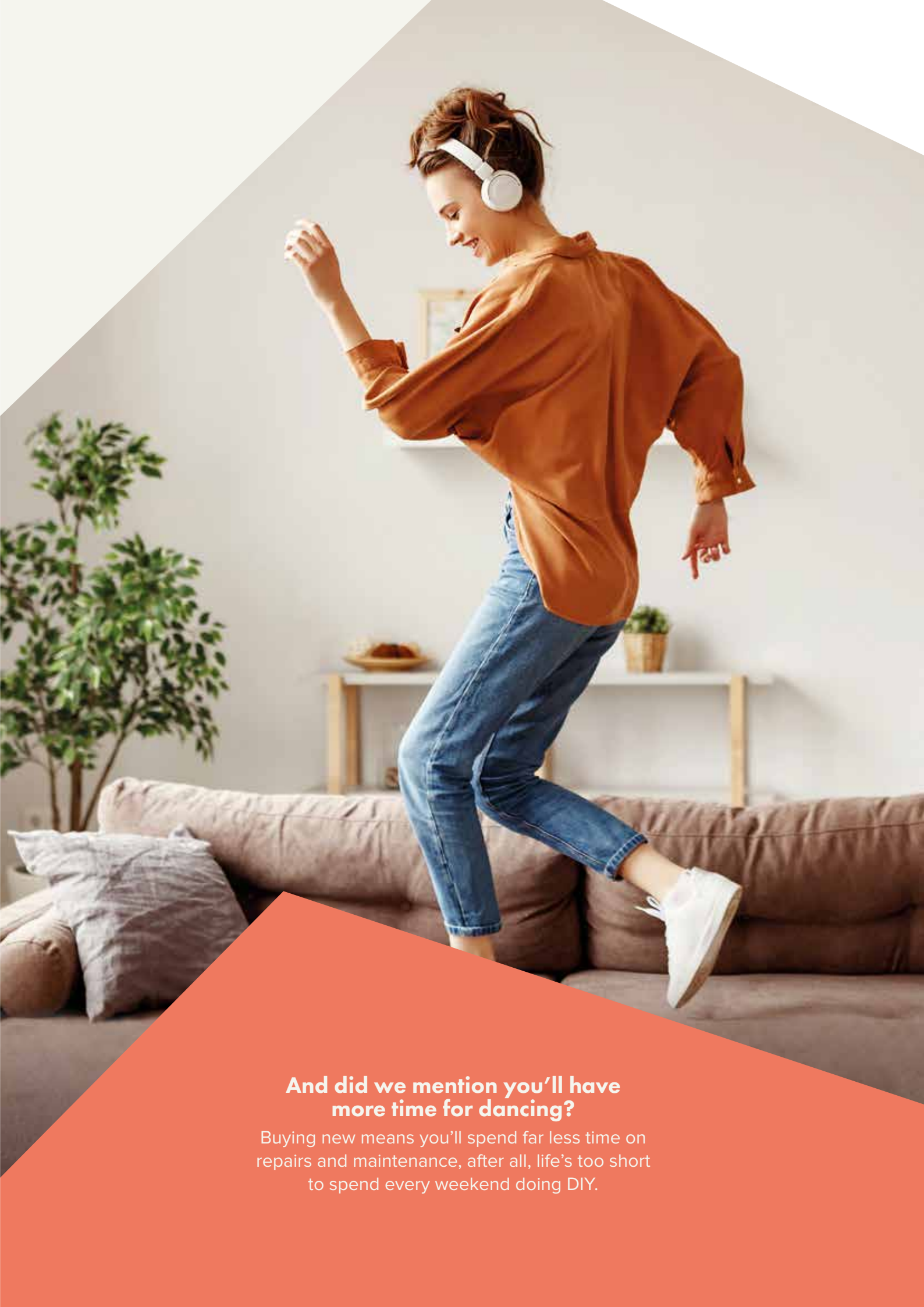
Get connected today!

To sign up you will need your Unique Customer Reference.
Please ask your sales advisor for this:

C:

D:

P:



**And did we mention you'll have
more time for dancing?**

Buying new means you'll spend far less time on repairs and maintenance, after all, life's too short to spend every weekend doing DIY.



Saddleback View

Swindale Gardens
Penrith
Cumbria
CA11 9FL

T: 01768 806 205
E: saddlebackview.lanc@persimmonhomes.com
persimmonhomes.com/saddleback-view

Head Office

Persimmon Homes Lancashire
Lancaster Business Park
Caton Road
Lancaster
LA1 3RQ

T: 01524 542 000
E: lanc.sales@persimmonhomes.com
persimmonhomes.com



Issue: July 2025 Ref: 460-616

Persimmon plc, Registered office: Persimmon House, Fulford, York YO19 4FE Registered in England no: 1818486

Saddleback View is a marketing name only. The copyright in this document and design is confidential to and the property of Persimmon Homes Developments 2025. These details are intended to give a general idea of the type of home but they do not form part of any specification or contract. The dimensions are approximate and may vary depending on internal finish. By the time you read this some of the details may have changed because of the Persimmon Homes policy of continually updating and improving design features. Therefore, please be sure to check the plan and specification in the sales office to keep you up-to-date with the latest improvements. The vendors of this property give notice that: (i) the particulars are produced in good faith, are set out as a general guide only and do not constitute any part of a contract; (ii) no person in the employment of Persimmon Homes or their authorised agents has any authority to make or give any representation or warranty whatever in relation to this property. Persimmon Homes is compliant with the New Homes Quality Code. Please ask your sales advisor if you have any further questions.