

Bryanston Holt

—
LOWER BRYANSTON, DORSET

A beautiful collection of two, three and four bedroom homes nestled on the outskirts of the bustling town of Blandford Forum, Dorset.


Taylor
Wimpey

Contents

→ **Welcome to
Bryanston Holt**



→ **Personalise
your home**



→ **Included
as standard**




→ **Our homes**



→ **Ways to buy**



→ **Take your
next step**



Welcome to Bryanston Holt

Surrounded by green space and nestled just minutes from the market town of Blandford Forum, Bryanston Holt is a brand-new community situated in Lower Bryanston.

Boasting a range of energy-efficient features, including solar panels and triple glazing, each home includes modern layouts, ideal for all walks of life.



[→ View the site plan](#)

Love village life

Ideally located, Bryanston Holt is a stone's throw from an area of natural beauty, Cranbourne Chase, as well as the West Wiltshire Downs – the perfect spot to amble and admire the beautiful outdoors.

With the bustling market town of Blandford Forum also within walking distance, you couldn't want more. Enjoy a range of excellent eateries and independent stores, including regular market stalls in the town centre.

Local countryside



Stourhead House and Gardens



Blandford Forum



[Watch development video](#)



Personalise your home

A new Taylor Wimpey home is a blank canvas, ready for you to put your stamp on even before you move in.

You can choose from a range of high-quality options for your kitchen, bedroom and bathroom to suit your taste – and all from the comfort of your own sofa. We offer a range of contemporary and traditional kitchen units and patterned or plain tiles for your bathroom, so whatever your preferred style, we've got you covered.

Using our innovative Options Online tool, you can visualise your new home room-by-room and customise each one as you go. For example, across different rooms, you can select your personal favourite from our extensive range of flooring, which includes luxury carpet, LVT, vinyl and tiles. You can also choose your options with the help of your Sales Executive if you'd prefer.

Our customers have created some fantastic spaces in their homes and you can get inspiration from their choices by following us on Instagram. You can also check out a host of interior design tips on our website.



Find out more



Options availability is subject to build stage of plots and options won't be available if plots have reached a certain build stage. Please contact your Sales Executive for further information.

Included as standard

From the external features to the finishing touches, every detail of our homes is designed with our customers in mind.

While you'll have the choice to upgrade, all our houses are fitted with a range of high-quality features at no extra cost to you.

You'll find a complete list of all items that come as standard in your house below.



Kitchens

All our kitchens are fitted with beautiful units and worktops. You can choose your preferred style and colour to create your perfect cooking and entertaining space.

A range of accessories including stylish splashbacks, a grey composite sink and taps, and lighting*, give your kitchen a clean, contemporary finish. You'll get a modern, energy-efficient oven with built-in hob and integrated hood.

Utility rooms†

Units will be fitted to match your chosen kitchen style, complete with a stainless steel sink and tap. If your home has a toilet in the utility room, we'll fit a contemporary white basin and toilet for a sleek finish.



Bathrooms, en suites and shower rooms

Modern white sanitaryware, including toilet, basin and bath with chrome taps, give your main bathroom a clean look. The matching sanitaryware is fitted in en suites and shower rooms, which also benefit from a shower and glass enclosure.

For a distinct look, we offer a varied range of ceramic wall tiles for you to choose from to make your bathroom and en suite stand out from the crowd.



Garden†

The outside of your home is just as carefully considered as the inside. You'll get a fully turfed and landscaped front garden, including plants. The back garden includes a slabbed area and your privacy is protected by a garden fence.




* = Options, upgrades and colour choices are available subject to stage of construction

All of the specification listed is included in our houses as standard. Standard specifications are correct at time of going to print, but are subject to change without notice. Please contact your Sales Executive for further information. † = Where applicable.

Our homes

→ 2 bedroom homes



→ 3 bedroom homes



→ 4 bedroom homes



→ [View the site plan](#)



The Beaford

2 BEDROOM HOME, TOTAL 778 sq. ft. / 72.25 sq. m.



GROUND FLOOR

Kitchen/Living/Dining Area max.

6.72m x 4.06m 22'0" x 13'4"



FIRST FLOOR

Bedroom 1 max.

4.06m x 3.78m 13'4" x 12'5"

Bedroom 2 max.

4.06m x 2.69m 13'4" x 8'10"



Discover more about this home



View our current availability

The floor plans depict a typical layout of this house type. For exact plot specification, details of external and internal finishes, dimensions and floor plan differences consult your sales executive. The sq ft/ sq m stated is the net sales area described in the RICS Code of Measurement 6th Edition. It is the area of the building measured to the plaster finish of the perimeter walls at each floor level. The measurement includes internal walls, service boxings and voids over stairs. It excludes internal garages and areas with less than 1.5m headroom. All dimensions are + or - 50mm and floor plans are not shown to scale. The kitchen layout and furniture positions are for indicative purposes only. The computer generated image is for illustrative purposes only and it is from an imaginary viewpoint within an open space area. Its purpose is to give a feel for the development, not an accurate description of each property. The illustration shows a typical Taylor Wimpey home of this type, but there are, however, variances from site to site. External materials, finishes, landscaping and the position of garages (where provided) may vary throughout the development. Properties may also be built handed (mirror image). Images may include optional upgrades at an additional cost. Please ask for further details. 51457 / November



The Brambleford

3 BEDROOM HOME, TOTAL 907 sq. ft. / 84.26 sq. m.



GROUND FLOOR

Kitchen/Dining Area

4.73m x 3.29m max. 15'6" x 10'10" max.

Living Room max.

3.94m x 3.82m 12'11" x 12'7"



FIRST FLOOR

Bedroom 1

3.14m x 3.06m 10'4" x 10'1"

Bedroom 2

3.41m x 2.51m 11'3" x 8'3"

Bedroom 3

2.35m x 2.13m 7'9" x 7'0"



[Discover more about this home](#)



[View our current availability](#)

The floor plans depict a typical layout of this house type. For exact plot specification, details of external and internal finishes, dimensions and floor plan differences consult your sales executive. The sq ft/ sq m stated is the net sales area described in the RICS Code of Measurement 6th Edition. It is the area of the building measured to the plaster finish of the perimeter walls at each floor level. The measurement includes internal walls, service boxings and voids over stairs. It excludes internal garages and areas with less than 1.5m headroom. All dimensions are + or - 50mm and floor plans are not shown to scale. The kitchen layout and furniture positions are for indicative purposes only. The computer generated image is for illustrative purposes only and it is from an imaginary viewpoint within an open space area. Its purpose is to give a feel for the development, not an accurate description of each property. The illustration shows a typical Taylor Wimpey home of this type, but there are, however, variances from site to site. External materials, finishes, landscaping and the position of garages (where provided) may vary throughout the development. Properties may also be built handed (mirror image). Images may include optional upgrades at an additional cost. Please ask for further details. 51457 / November



The Keeford

3 BEDROOM HOME, TOTAL 1,021 sq. ft. / 94.84 sq. m.



GROUND FLOOR

Kitchen/Dining Area

5.41m × 2.74m 17'9" × 9'0"

Living Room

3.81m × 3.29m 12'6" × 10'10"



FIRST FLOOR

Bedroom 1 max.

4.81m × 2.79m 15'10" × 9'2"

Bedroom 2

3.30m min. × 3.12m 10'10" min. × 10'3"

Bedroom 3

2.96m × 2.52m 9'9" × 8'3"

[→ Discover more about this home](#)

[→ View our current availability](#)

The floor plans depict a typical layout of this house type. For exact plot specification, details of external and internal finishes, dimensions and floor plan differences consult your sales executive. The sq ft/ sq m stated is the net sales area described in the RICS Code of Measurement 6th Edition. It is the area of the building measured to the plaster finish of the perimeter walls at each floor level. The measurement includes internal walls, service boxings and voids over stairs. It excludes internal garages and areas with less than 1.5m headroom. All dimensions are + or - 50mm and floor plans are not shown to scale. The kitchen layout and furniture positions are for indicative purposes only. The computer generated image is for illustrative purposes only and it is from an imaginary viewpoint within an open space area. Its purpose is to give a feel for the development, not an accurate description of each property. The illustration shows a typical Taylor Wimpey home of this type, but there are, however, variances from site to site. External materials, finishes, landscaping and the position of garages (where provided) may vary throughout the development. Properties may also be built handed (mirror image). Images may include optional upgrades at an additional cost. Please ask for further details. 51457 / November



The Aynesdale

3 BEDROOM HOME, TOTAL 1,058 sq. ft. / 98.28 sq. m.



GROUND FLOOR

Kitchen/Dining Area

5.52m × 3.21m 18'1" × 10'6"

Living Room/Study

5.52m × 3.19m 18'1" × 10'6"



FIRST FLOOR

Bedroom 1

3.36m × 2.76m 11'0" × 9'1"

Bedroom 2

3.27m × 3.23m min. 10'9" × 10'7" min.

Bedroom 3

2.80m × 2.66m 9'2" × 8'9"



[Discover more about this home](#)



[View our current availability](#)

The floor plans depict a typical layout of this house type. For exact plot specification, details of external and internal finishes, dimensions and floor plan differences consult your sales executive. The sq ft/ sq m stated is the net sales area described in the RICS Code of Measurement 6th Edition. It is the area of the building measured to the plaster finish of the perimeter walls at each floor level. The measurement includes internal walls, service boxings and voids over stairs. It excludes internal garages and areas with less than 1.5m headroom. All dimensions are + or - 50mm and floor plans are not shown to scale. The kitchen layout and furniture positions are for indicative purposes only. The computer generated image is for illustrative purposes only and it is from an imaginary viewpoint within an open space area. Its purpose is to give a feel for the development, not an accurate description of each property. The illustration shows a typical Taylor Wimpey home of this type, but there are, however, variances from site to site. External materials, finishes, landscaping and the position of garages (where provided) may vary throughout the development. Properties may also be built handed (mirror image). Images may include optional upgrades at an additional cost. Please ask for further details. 51457 / November



The Carrdale

3 BEDROOM HOME, TOTAL 1,058 sq. ft. / 98.29 sq. m.



GROUND FLOOR

Kitchen/Dining Area

5.52m × 3.21m 18'1" × 10'6"

Living Room/Study

5.52m × 3.19m 18'1" × 10'6"



FIRST FLOOR

Bedroom 1

3.36m × 2.75m 11'0" × 9'0"

Bedroom 2

3.27m × 3.23m min. 10'9" × 10'7" min.

Bedroom 3

2.80m × 2.68m 9'2" × 8'10"



[Discover more about this home](#)



[View our current availability](#)

The floor plans depict a typical layout of this house type. For exact plot specification, details of external and internal finishes, dimensions and floor plan differences consult your sales executive. The sq ft/ sq m stated is the net sales area described in the RICS Code of Measurement 6th Edition. It is the area of the building measured to the plaster finish of the perimeter walls at each floor level. The measurement includes internal walls, service boxings and voids over stairs. It excludes internal garages and areas with less than 1.5m headroom. All dimensions are + or - 50mm and floor plans are not shown to scale. The kitchen layout and furniture positions are for indicative purposes only. The computer generated image is for illustrative purposes only and it is from an imaginary viewpoint within an open space area. Its purpose is to give a feel for the development, not an accurate description of each property. The illustration shows a typical Taylor Wimpey home of this type, but there are, however, variances from site to site. External materials, finishes, landscaping and the position of garages (where provided) may vary throughout the development. Properties may also be built handed (mirror image). Images may include optional upgrades at an additional cost. Please ask for further details. 51457 / November



The Plumdale

4 BEDROOM HOME, TOTAL 1,252 sq. ft. / 116.29 sq. m.



GROUND FLOOR

Kitchen/Dining Area

6.53m × 3.29m 21'5" × 10'10"

Living Room/Study

6.53m × 3.25m 21'5" × 10'8"



FIRST FLOOR

Bedroom 1

3.63m max. × 3.40m 11'11" max. × 11'2"

Bedroom 2

4.32m max. × 3.00m 14'2" max. × 9'10"

Bedroom 3

3.44m × 2.17m 11'4" × 7'2"

Bedroom 4

3.04m × 2.15m 10'0" × 7'1"



[Discover more about this home](#)



[View our current availability](#)

The floor plans depict a typical layout of this house type. For exact plot specification, details of external and internal finishes, dimensions and floor plan differences consult your sales executive. The sq ft/ sq m stated is the net sales area described in the RICS Code of Measurement 6th Edition. It is the area of the building measured to the plaster finish of the perimeter walls at each floor level. The measurement includes internal walls, service boxings and voids over stairs. It excludes internal garages and areas with less than 1.5m headroom. All dimensions are + or - 50mm and floor plans are not shown to scale. The kitchen layout and furniture positions are for indicative purposes only. The computer generated image is for illustrative purposes only and it is from an imaginary viewpoint within an open space area. Its purpose is to give a feel for the development, not an accurate description of each property. The illustration shows a typical Taylor Wimpey home of this type, but there are, however, variances from site to site. External materials, finishes, landscaping and the position of garages (where provided) may vary throughout the development. Properties may also be built handed (mirror image). Images may include optional upgrades at an additional cost. Please ask for further details. 51457 / November



The Tewksdale

4 BEDROOM HOME, TOTAL 1,252 sq. ft. / 116.29 sq. m.



GROUND FLOOR

Kitchen/Dining Room

6.53m × 3.29m 21'5" × 10'10"

Living Room/Study

6.53m × 3.25m 21'5" × 10'8"



FIRST FLOOR

Bedroom 1 max.

3.54m × 3.38m 11'8" × 11'1"

Bedroom 2 max.

4.32m × 3.00m 14'2" × 9'10"

Bedroom 3

3.44m × 2.17m 11'4" × 7'2"

Bedroom 4

3.06m × 2.16m 10'1" × 7'1"



[Discover more about this home](#)



[View our current availability](#)

The floor plans depict a typical layout of this house type. For exact plot specification, details of external and internal finishes, dimensions and floor plan differences consult your sales executive. The sq ft/ sq m stated is the net sales area described in the RICS Code of Measurement 6th Edition. It is the area of the building measured to the plaster finish of the perimeter walls at each floor level. The measurement includes internal walls, service boxings and voids over stairs. It excludes internal garages and areas with less than 1.5m headroom. All dimensions are + or - 50mm and floor plans are not shown to scale. The kitchen layout and furniture positions are for indicative purposes only. The computer generated image is for illustrative purposes only and it is from an imaginary viewpoint within an open space area. Its purpose is to give a feel for the development, not an accurate description of each property. The illustration shows a typical Taylor Wimpey home of this type, but there are, however, variances from site to site. External materials, finishes, landscaping and the position of garages (where provided) may vary throughout the development. Properties may also be built handed (mirror image). Images may include optional upgrades at an additional cost. Please ask for further details. 51457 / November



The Henford

4 BEDROOM HOME, TOTAL 1,359 sq. ft. / 126.25 sq. m.



GROUND FLOOR

Kitchen/Dining Area

7.09m × 3.74m 23'3" × 12'4"

Living Room max.

5.00m × 3.34m 16'5" × 11'0"



FIRST FLOOR

Bedroom 1

3.95m × 3.80m max. 13'0" × 12'6" max.

Bedroom 2

3.88m × 2.96m 12'9" × 9'9"

Bedroom 3

3.77m × 3.05m 12'5" × 10'0"

Bedroom 4

3.12m × 2.13m 10'3" × 7'0"

[→ Discover more about this home](#)

[→ View our current availability](#)

The floor plans depict a typical layout of this house type. For exact plot specification, details of external and internal finishes, dimensions and floor plan differences consult your sales executive. The sq ft/ sq m stated is the net sales area described in the RICS Code of Measurement 6th Edition. It is the area of the building measured to the plaster finish of the perimeter walls at each floor level. The measurement includes internal walls, service boxings and voids over stairs. It excludes internal garages and areas with less than 1.5m headroom. All dimensions are + or - 50mm and floor plans are not shown to scale. The kitchen layout and furniture positions are for indicative purposes only. The computer generated image is for illustrative purposes only and it is from an imaginary viewpoint within an open space area. Its purpose is to give a feel for the development, not an accurate description of each property. The illustration shows a typical Taylor Wimpey home of this type, but there are, however, variances from site to site. External materials, finishes, landscaping and the position of garages (where provided) may vary throughout the development. Properties may also be built handed (mirror image). Images may include optional upgrades at an additional cost. Please ask for further details. 51457 / November

Ways to buy

Everyone knows buying a new home is an exciting time. But it can be a stressful one too, which is why our Sales Executives and customer relations managers are there to help every step of the way, from your initial enquiry right through to opening the front door of your new home for the first time.



First time buyer?

→ Here's how we can help

Existing home owner?

→ Here's how we can help



Please speak to your Sales Executive for further details.

Take your next step



Find your dream home on our website.



Book an appointment to view our show homes.



Take a virtual tour of our homes from the comfort of your sofa.



Have your questions answered by calling our Sales Executives on **01258 650 673**.



Find out how we can get you moving with our buying schemes.

 [Book an appointment](#)

 [How to buy a home](#)



BRYANSTON HOLT Off New Road, Lower Bryanston, Blandford Forum, Dorset, DT11 0DR
CONTACT US ON 01258 650 673

Taylor Wimpey

Taylor Wimpey in their efforts to improve designs reserve the right to alter site plans, floor plans, elevations and specifications without notice. All lifestyle and location imagery used within this brochure is indicative only. Taylor Wimpey houses are sold freehold and apartments are sold leasehold. Please see the development page on our website for further details. For terms and conditions on our schemes and incentives including Part Exchange and easymover, go to www.taylorwimpey.co.uk/terms. Information is correct at the time of going to print. Please speak to your Sales Executive for further details.