



10 Abberwick Walk, Great Park, NE13 9AY

£549,950

DETACHED HOME - SIX BEDROOMS - OPEN ASPECT TO FRONT

Brunton Residential are delighted to offer this substantial family home located on Abberwick Walk in Great Park. This home has a huge amount of living space and has an excellent outlook to the front.

Brunton Residential are delighted to offer this substantial family home located on Abberwick Walk Great Park. This home has a huge amount of living space and has an excellent open aspect to the front.

The space offered throughout this home is definitely its key feature with ample living accommodation for a growing family. Accommodation briefly comprises of; Lounge with doors to rear gardens, dining room with bay window to front, a large dining kitchen and an office. Further ground floor features include a utility room and a ground floor WC. The first floor consists of a full large master suite with bedroom area and separate ensuite, the second bedroom also has an ensuite with the third and fourth bedrooms sharing a bathroom.

The top floor hosts two more bedrooms with a fourth bathroom WC.

The property is situated on the perimeter of Greenside and as such over looks a large planted/green area. The double driveway and double garage situated just to the rear of plot. Finally a large landscaped garden to the rear has a mix of lawned, planted and paved areas with fenced boundaries.

For reference, this home is considerably larger than a Taylor Wimpy 'Troon' which will hopefully appeal to a family looking for a large home on Newcastle's ever popular Great Park development.

For more info and to book your viewing, please call our sales team on 01912368347.

ON THE GROUND FLOOR

Hallway

WC

Lounge

13'9" x 16'8" (4.2 x 5.1)

Dining Room

13'9" x 12'9" (4.2 x 3.9)

Office

13'1" x 9'10" (4.0 x 3.0)

Kitchen

16'0" x 13'9" (4.9 x 4.2)

Utility

ON THE FIRST FLOOR

Landing

Master Bedroom

16'4" x 13'9" (5.0 x 4.2)

Ensuite

Bedroom

12'9" x 13'9" (3.9 x 4.2)

Ensuite

Bedroom

13'1" x 13'1" (4.0 x 4.0)

Bedroom

14'1" x 13'1" (4.3 x 4.0)

Bathroom

ON THE SECOND FLOOR

Landing

Bedroom

20'8" x 13'9" (6.3 x 4.2)


Bedroom

20'8" x 13'9" (6.3 x 4.2)

Bathroom

Disclaimer.

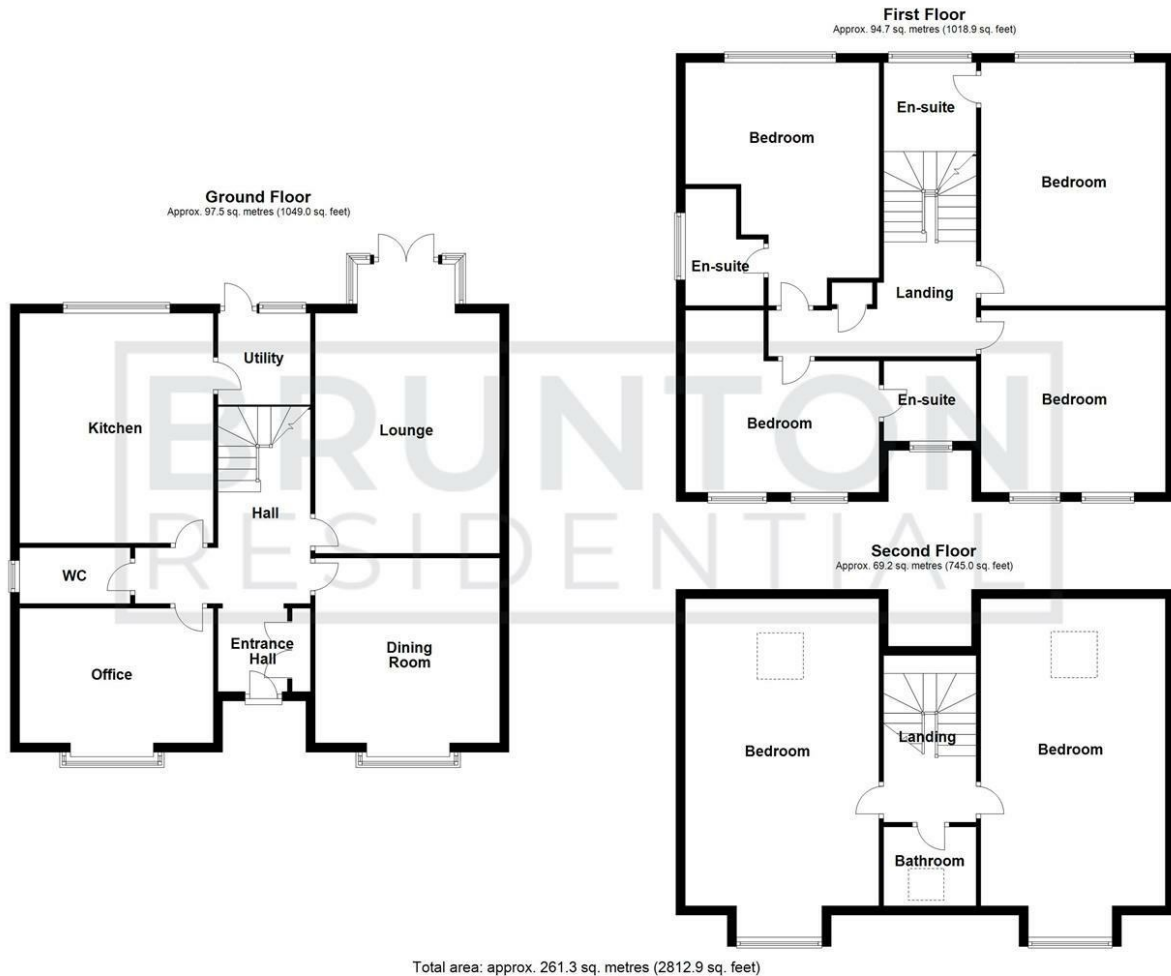
The information provided about this property does not constitute or form part of an offer or contract, nor may it be regarded as representations. All interested parties must verify accuracy and your solicitor must verify tenure/lease information, fixtures & fittings and, where the property has been extended/converted, planning/building regulation consents. All dimensions are approximate and quoted for guidance only as are floor plans which are not to scale and



their accuracy cannot be confirmed.
Reference to appliances and/or services does
not imply that they are necessarily in
working order or fit for the purpose.



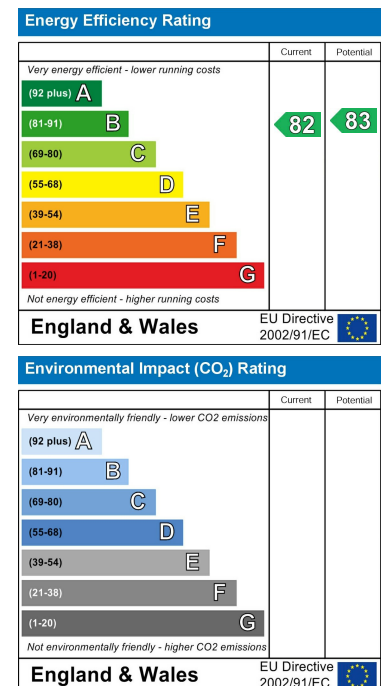
Floor Plan



Area Map



Energy Efficiency Graph



These particulars, whilst believed to be accurate are set out as a general outline only for guidance and do not constitute any part of an offer or contract. Intending purchasers should not rely on them as statements of representation of fact, but must satisfy themselves by inspection or otherwise as to their accuracy. No person in this firm's employment has the authority to make or give any representation or warranty in respect of the property.

2 Benton Road, High Heaton, Newcastle upon Tyne, Tyne & Wear, NE7 7DR