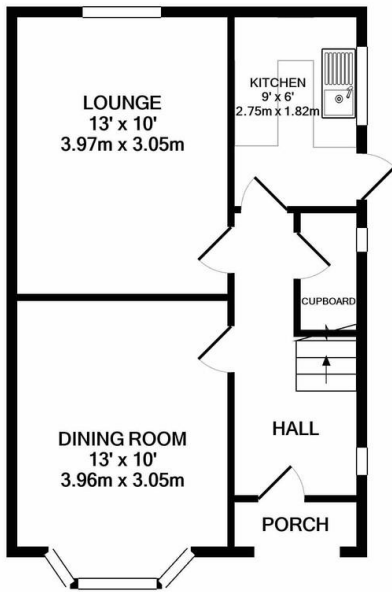


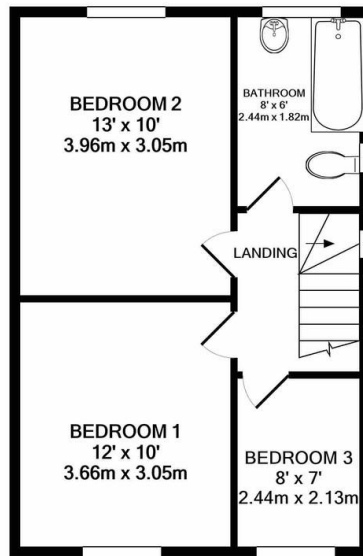


Property Summary

A three bedroom semi detached family home pleasantly situated on corner plot and set within the popular location of Glen Parva. The accommodation comprises of main entrance hall, lounge, dining room, fitted kitchen, landing to three bedrooms, bathroom, landscaped gardens, ample car standing space, detached garage. Internal inspection comes highly recommended.



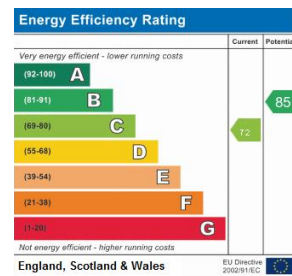
GROUND FLOOR
APPROX. FLOOR
AREA 401 SQ.FT.
(37.3 SQ.M.)



1ST FLOOR
APPROX. FLOOR
AREA 394 SQ.FT.
(36.6 SQ.M.)

PHILLIPS GEORGE LTD
TOTAL APPROX. FLOOR AREA 795 SQ.FT. (73.9 SQ.M.)

Whilst every attempt has been made to ensure the accuracy of the floor plan contained here, measurements of doors, windows, rooms and any other items are approximate and no responsibility is taken for any error, omission, or mis-statement. This plan is for illustrative purposes only and should be used as such by any prospective purchaser. The services, systems and appliances shown have not been tested and no guarantee as to their operability or efficiency can be given
Made with Metropix ©2021



Address:
Alderleigh Road, Glen Parva
Reference:
PG1

- Semi Detached
- Corner Plot
- Three Bedrooms
- Popular Location
- Neatly Presented
- Fitted Kitchen
- Ample Car Standing Space
- Landscaped Gardens

phillips george | sales & lettings

Agents Note: Whilst every care has been taken to prepare these sales particulars, they are for guidance purposes only. All measurements are approximate and for general guidance purposes only and whilst every care has been taken to ensure their accuracy, they should not be relied upon and potential buyers are advised to recheck the measurements

46 Long Street, Wigston, Leicestershire, LE18 2AH

info@phillipsgeorge.co.uk
0116 216 8178

