



Westcombe Park Road

£2,850 pcm

A stunning 2 bed 1 bath converted garden flat recently modernised in the Vanbrugh Park Conservation Area.

- A Stunningly Beautiful Large Garden
- Ground Floor
- 2 Well Sized Double Bedrooms
- Kitchen Retrofit
- Situated In Vanbrugh Park Conservation Area



Huge exclusive garden going back over 100 ft and stretching double width across the adjoining property garden.

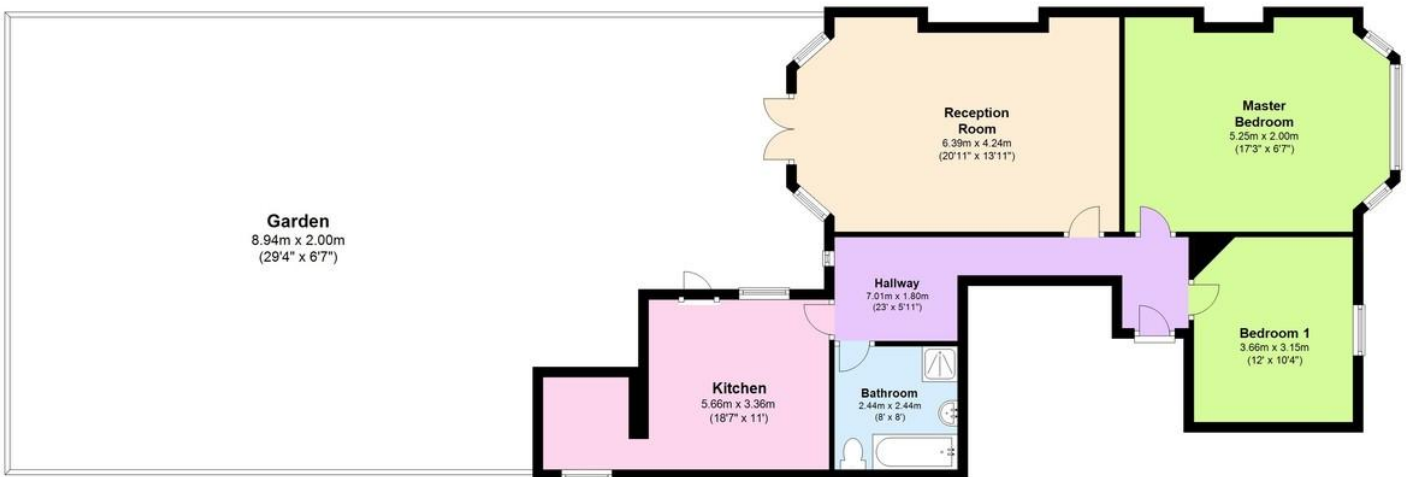
Inclusive of all costs so it's one price for all.





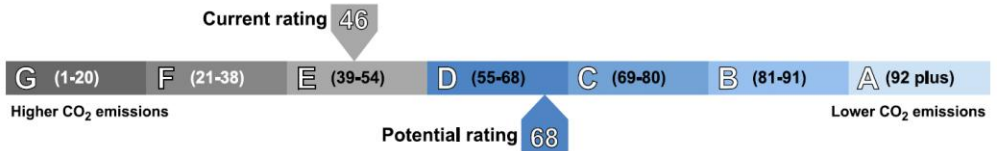
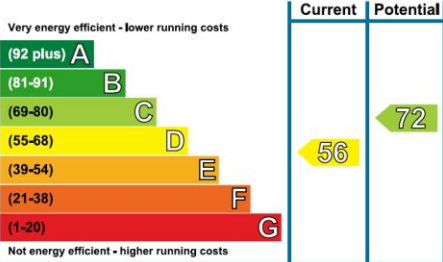
Westcombe Park Road 83A

Approx. 90.6 sq. metres (974.9 sq. feet)



Total area: approx. 90.6 sq. metres (974.9 sq. feet)

Energy Efficiency Rating



655 Commercial Road, London, E14 7LW

Disclaimer
 River Habitat, their clients and any joint agents give notice that: 1. They have no authority to make or give any representations or warranties in relation to the property. These particulars do not form any part of an offer or contract and must not be relied upon as statements or representations of fact. 2. Any areas, measurements or distances are approximate. The text, photographs and plans are for guidance only and are not necessarily a complete representation of the property. Photographs are taken using a wide angle lens camera. 3. It should not be assumed that the property has all necessary planning, building regulations or other consents and River Habitat have not tested any services, equipment or other facilities. Purchasers must satisfy themselves by inspection or otherwise