



- Three Bedroom Semi Detached House
- Located In A Popular Residential Area
- Off Street Parking
- Modern Family Home
- Viewing Is An Absolute Must!

£200,000

Old Rugby Park

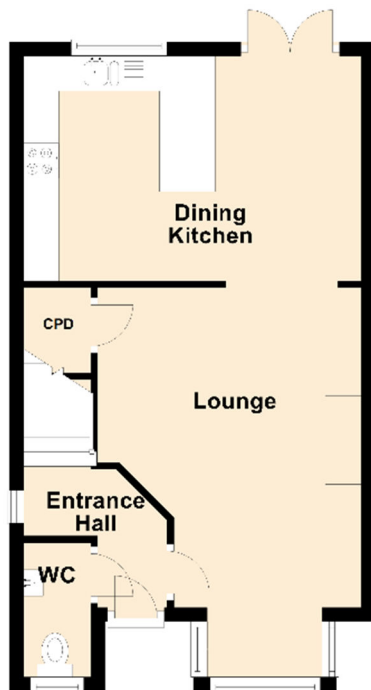
Goole | DN14 6BJ

EPC C

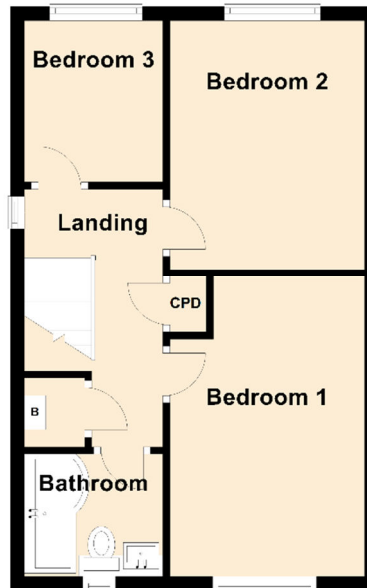


Your Local Estate Agents Since 1966

Ground Floor



First Floor



Floor plans are given for guidance purposes only and should not be taken as an accurate representation of the property

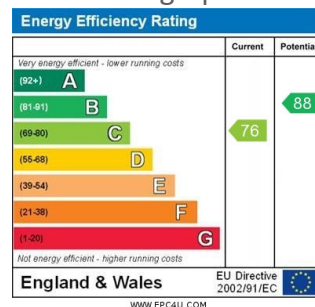
Ground Floor

- ENTRANCE HALL 6' 3" x 7' 1" (1.91m x 2.16m) Max.
- W.C. 3' 1" x 6' 2" (0.94m x 1.88m)
- LOUNGE 12' 7" x 15' 0" (3.84m x 4.57m) Max.
- DINING KITCHEN 16' 1" x 10' 5" (4.9m x 3.18m)

First Floor

- LANDING 6' 4" x 12' 2" (1.93m x 3.71m)
- BEDROOM ONE 9' 5" x 14' 2" (2.87m x 4.32m) Max.
- BEDROOM TWO 9' 5" x 11' 5" (2.87m x 3.48m)
- BEDROOM THREE 6' 5" x 7' 6" (1.96m x 2.29m)
- BATHROOM 6' 3" x 5' 7" (1.91m x 1.7m)

EPC graph



IMPORTANT NOTES These particulars have been prepared in all good faith to give a fair and overall view of the property and must not be relied upon as statements or representations of fact. Purchasers must satisfy themselves by inspection or otherwise regarding the items mentioned and as to the content of these particulars and make further specific enquiries to ensure that the descriptions are likely to match any expectations they may have of the property. We have not tested any services, appliances, facilities or equipment and nothing in these particulars should be deemed to be a statement that they are in good working order or that the property is in good structural condition or otherwise. Photographs depict only certain parts of the property. It should not be assumed that any contents, furniture, furnishings, fixtures and fittings etc. photographed, are included in the sale. It should not be assumed that the property remains as displayed in the photographs. No assumption should be made with regards to parts of the property that have not been photographed. Any areas, measurements or distances referred are given as a guide only and not precise. If such details are fundamental to a purchase, purchasers must rely on their own enquiries. Where reference is made to planning permissions of potential uses such information is given by the agents in good faith. Purchasers should make their own enquiries into such matters prior to purchase.