




NOVA BUILDING

VICTORIA SW1W





This stunning three bedroom apartment on the 9th floor boasts exceptional views throughout as well as 2 terraces and 6 parking spaces. The property measures 1,488 square feet and is made up of reception room, kitchen, principal bedroom suite and two further bedroom suites. Residents in the building enjoy a range of amenities including a landscaped communal roof garden, residents' lounge, gym, residents' cinema, business centre and 24-hour concierge.

The Nova Building is situated in the heart of Victoria and brings together some of London's most exciting eateries, delicatessens and specialist food shops as well as having London's Royal Parks just a short distance away. Transport connections are superb, with Victoria Train Station offering mainline national connections and the Gatwick Express, as well as underground services.

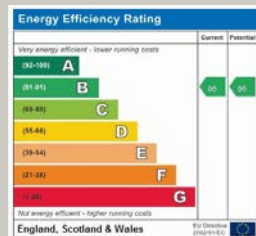
Features

- Leasehold With 989 Years Remaining
- Principal Bedroom With Ensuite Bathroom
- Two Further Bedroom Suites
- Reception Room
- Kitchen
- Two Terraces
- Six Parking Spaces
- 24 Hours Concierge
- Building Amenities Including Gym & Cinema
- Landscaped Communal Roof Garden

Price: £4,250,000

Tenure: Leasehold With 989 Years Remaining

Service Charge: Approx. £22,000 per annum



NVP
NICOLAS VAN PATRICK

6-8 MONTPELIER STREET,
LONDON SW7 1EZ
SALES | +44 (0)20 7581 8277
LETTINGS | +44 (0)20 7590 1200
info@nicolasvanpatrick.com
www.nicolasvanpatrick.com

APPROXIMATE GROSS INTERNAL AREA

138.24 sq.m / 1,488 sq.ft

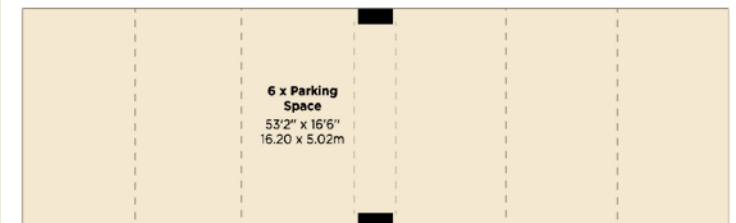


This floorplan is for GUIDANCE ONLY and NOT FOR VALUATION purposes.

Key :
CH - Ceiling Height



NINTH FLOOR



BASEMENT

These details have been prepared for general guidance only and should not be relied upon by prospective purchaser/ tenants who before proceeding must check and otherwise satisfy themselves as to the property and the nature, state and availability of any facility or service.