



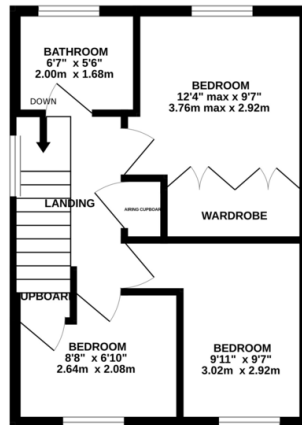
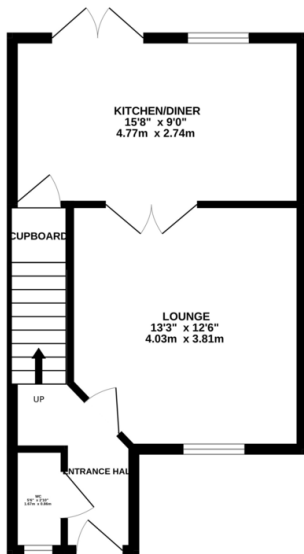
Property Summary

A well presented semi detached family home for sale in this ever popular location. The property is in a perfect position to access the motorway networks and Fosse Shopping Park. The accommodation comprises entrance hall, downstairs w.c., lounge, kitchen diner, three bedrooms, bathroom, rear garden and off road parking. This property is an ideal first time buy or starter family home.



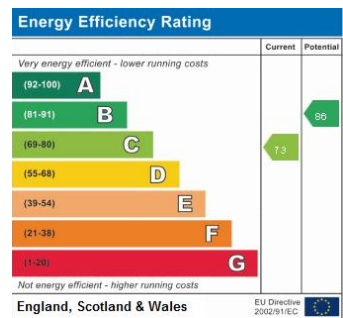
GROUND FLOOR
383 sq.ft. (35.6 sq.m.) approx.

1ST FLOOR
347 sq.ft. (32.3 sq.m.) approx.



TOTAL FLOOR AREA: 730 sq.ft. (67.9 sq.m.) approx.

Whilst every attempt has been made to ensure the accuracy of the floorplan, measurements of doors, windows, rooms and any other items are approximate and no responsibility is taken for any error, omission or mis-statement. This plan is for illustrative purposes only and should be used as such by any prospective purchaser. The services, systems and appliances shown have not been tested and no guarantee as to their operability or efficiency can be given.
Made with Metropix C2023



- Semi Detached
- Three Bedrooms
- Kitchen Diner
- Downstairs W.C.
- Off Road Parking
- Quiet Cul-De-Sac
- Convenient Location
- Well Presented

phillips george | sales & lettings

Agents Note: Whilst every care has been taken to prepare these sales particulars, they are for guidance purposes only. All measurements are approximate and for general guidance purposes only and whilst every care has been taken to ensure their accuracy, they should not be relied upon and potential buyers are advised to recheck the measurements

46 Long Street, Wigston, Leicestershire, LE18 2AH

info@phillipsgeorge.co.uk
0116 216 8178

