



White Cottage, Cornells Lane  
CB11 3SP



ARKWRIGHT & CO  
RESIDENTIAL & COMMERCIAL AGENTS

# White Cottage

Cornells Lane | Widdington | CB11 3SP

Guide Price £780,000

- Grade II listed, four-bedroom character cottage
- Wealth of period features throughout
- Recently renovated, family bathroom & ground floor shower room
- Superb kitchen & separate utility room
- Two-bedroom annex with wet room
- Off road parking & garage
- Ideally located in the heart of the village
- Offered with no upward chain
- EPC: N/A
- Council Tax Band: F

## The Property

An attractive, 4-bedroom, Grade II listed, period cottage with a 2-bedroom annex, occupying a fantastic position, within the heart of this highly regarded village. The property contains an abundance of charm, with a plethora of character features including original inglenook fireplace and exposed beams. The property further benefits from a landscaped rear garden, off street parking, single garage and is offered with no upward chain.

## The Setting

Widdington is set amongst attractive undulating countryside, yet only two miles from the village of Newport, which has a good range of shops and a mainline station providing a regular service to London's Liverpool Street Station. Audley End mainline station (Liverpool Street within 51 minutes) is just over 4 miles away. The market town of Saffron Walden is within 6 miles, with a thriving twice weekly market, excellent range of shops, leisure facilities, coffee bars and restaurants. Widdington is in the catchment area for the highly renowned Joyce Frankland Academy (formerly Newport Free Grammar School). For more extensive shopping facilities, Bishop's Stortford with a mainline station is within 8 miles. Cambridge is within 19 miles to the north (16 minutes by train from Audley End). Access to the M11 south (9 miles) is at junction 8, Bishop's Stortford, or going north, junction 10 at Duxford for the M11/A11.





### The Accommodation

In detail, the property comprises a large sitting room with exposed beams, open studwork and window to front aspect. The superb, inglenook fireplace is a particular feature of the property. Stairs rise to the first floor and an inner lobby leading to the dual aspect dining room, with parquet flooring, open studwork and open fireplace with log burner. The kitchen is fitted with a good range of wall and base units incorporating a Fisher Paykel double dishwasher, electric Aga range with induction hob and extractor fan over, small freezer unit and full-size family fridge along with a Neff microwave. A stable door leads to the landscaped gardens.

The ground floor benefits from a utility room with space and plumbing for a washing machine and tumble dryer. Built in units with worktop over and Butler sink incorporated. A further door leads to a recently fitted shower room with granite top to the vanity unit, heated towel rail, heated mirror, recessed shelving to the shower unit and underfloor heating.



The first-floor landing offers access to four bedrooms and family bathroom. Bedroom one is a double bedroom with window to front aspect and built in storage. Bedroom two is a dual aspect, double bedroom with built in wardrobe. Bedrooms three and four are both double bedrooms with windows to front aspect.

The newly fitted family bathroom comprises a free-standing bathtub with shower attachment, W.C, heated towel rail, wash hand basin sitting on a granite worktop and underfloor heating.

## Outside

The cottage has attractive front gardens enclosed by picket fencing with gates leading to a brick paved driveway and the single garage benefiting from eaves storage, light and power. The delightful main garden sits to the side of the cottage and has been well landscaped with a split-level paved sun terrace, ideal for alfresco dining and outdoor entertaining. Raised planters and a covered pergola walkway gives access to the annex. An additional paved area sits to the rear of the garden in front of the annex.

The spacious and versatile, two, double bedroom, annex is a real feature of the property. Recently converted, the space includes a wet room with W.C and wash hand basin.

## Services

Oil fired central heating. Electricity, mains water and drainage is connected.

## Local Authority

Uttlesford District Council

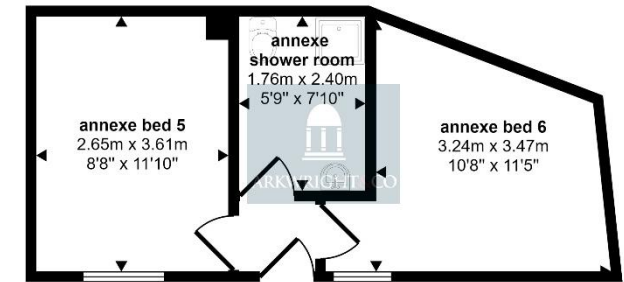
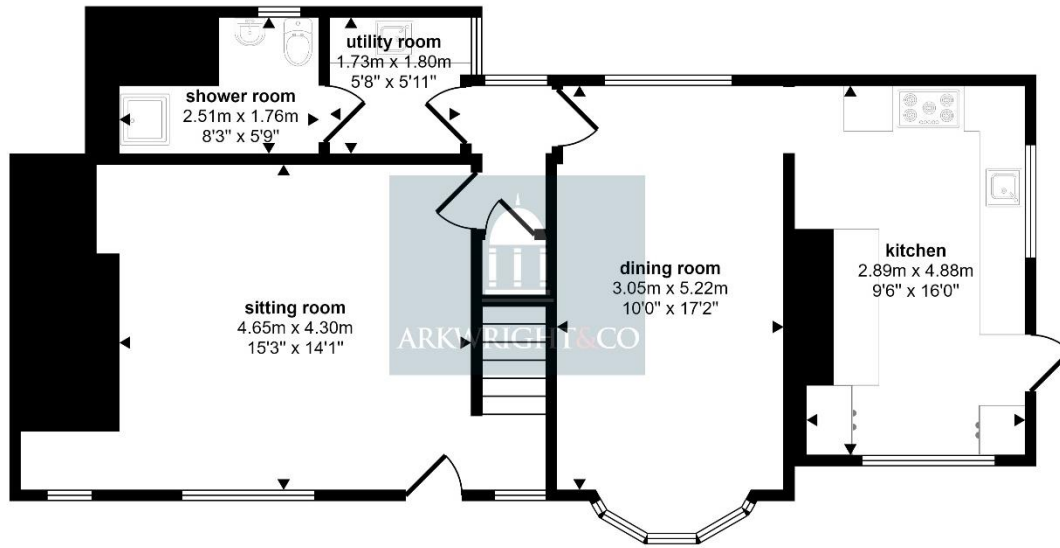
## Council Tax

F

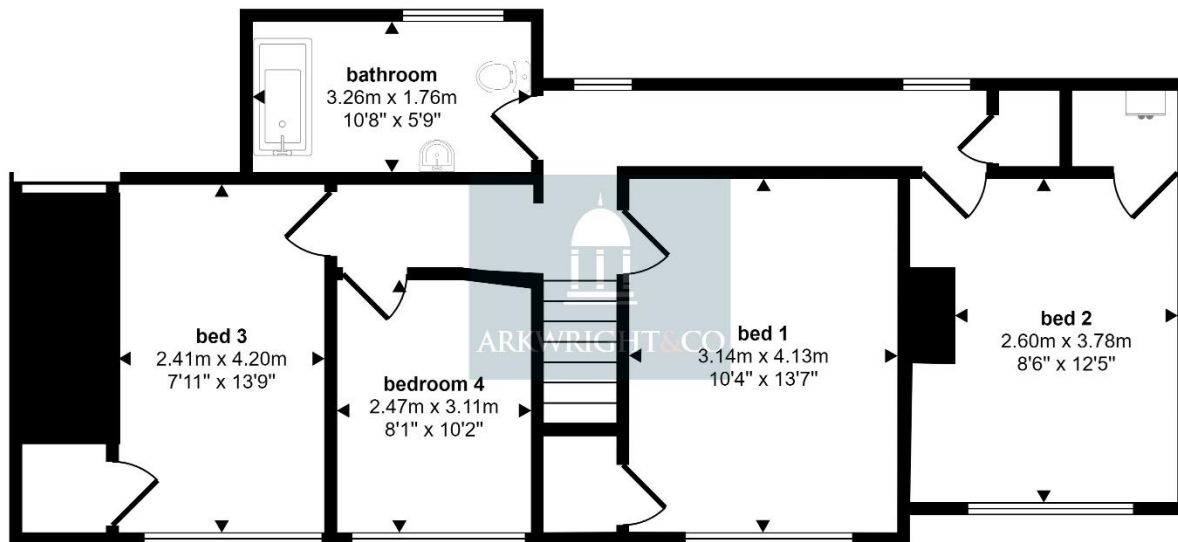








Annexe  
Approx 26 sq m / 278 sq ft



Garage  
Approx 10 sq m / 111 sq ft

First Floor  
Approx 68 sq m / 731 sq ft

This floorplan is only for illustrative purposes and is not to scale. Measurements of rooms, doors, windows, and any items are approximate and no responsibility is taken for any error, omission or mis-statement. Icons of items such as bathroom suites are representations only and may not look like the real items. Made with Made Snappy 360.

Agents Notes: All measurements are approximate and quoted in metric with imperial equivalents and for general guidance only and whilst every attempt has been made to ensure accuracy, they must not be relied on. The fixtures, fittings and appliances referred to have not been tested and therefore no guarantee can be given that they are in working order. Internal photographs are reproduced for general information and it must not be inferred that any item shown is included with the property. For a free valuation, contact the numbers listed on the brochure.



**ARKWRIGHT & CO**  
RESIDENTIAL & COMMERCIAL AGENTS



01799 668600

51 High Street, Saffron Walden Essex, CB10 5AR  
info@arkwrightandco.co.uk  
www.arkwrightandco.co.uk



ARKWRIGHT & CO  
RESIDENTIAL & COMMERCIAL AGENTS