



Grove Lane, Timperley, WA15

Asking Price of £375,000



Property Features

- Two Double Bedroom Mid-Terraced
- Short Walk to Timperley Town Centre
- Off-Road Parking
- South Facing Rear Garden
- Double Glazed Throughout
- Within Catchment for Sought After Schools
- Modern Fitted Kitchen and Bathroom
- Ideal Buy-To-Let Investment
- Electric Car Charging Point
- Outhouse and Large Storage Shed

Full Description

Two double bedroom mid-terraced house with off-road parking and south facing rear garden. The property was built in 1899 and has been tastefully modernized throughout, with a modern fitted kitchen and bathroom. The loft is boarded for storage and there are two outhouses for extra garden storage space.

This property is a short walk from Timperley Village, within the catchment area for Trafford's sought-after schools and convenient for access to transport links.



LOUNGE

9' 5" x 12' 5" (2.89m x 3.80m)

The lounge is entered from the front porch via a hardwood door, with glazed inserts and a fanlight over. This room comprises a uPVC double-glazed window to the front aspect; wooden floorboards; a double panel radiator; a pendant light fitting; a period cast iron fireplace; television and telephone points.



DINING ROOM

10' 5" x 12' 5" (3.19m x 3.81m)

The dining room is accessed via a wooden paneled door, with frosted glass inserts, from the lounge, with a further door leading to an understairs storage cupboard and an opening to the kitchen. This room benefits from a wooden framed double glazed window to the rear aspect; an exposed brick chimney breast; tiled flooring; a pendant light fitting; and a double panel radiator.



The under-stairs storage cupboard is a useful storage space, with a pendant light fitting and housing the fridge-freezer and alarm panel.



KITCHEN

7' 5" x 6' 7" (2.27m x 2.02m)

The kitchen is reached from the dining room and offers a uPVC double-glazed door allowing access to the rear garden. The kitchen also offers a range of newly fitted base and eye-level storage units; tiled flooring; a uPVC double-glazed window to the side aspect; multi-directional spotlighting; a stainless steel recessed one-and-a-half bowl sink; a four-ring gas hob; electric oven under and integrated washing machine, and fridge, freezer.



MASTER BEDROOM

10' 4" x 12' 5" (3.17m x 3.80m)

The master bedroom is located off the first-floor landing with uPVC double-glazed window to the rear aspect; a pendant light fitting; wooden floorboards; a period cast iron fireplace; a double panel radiator; a wooden paneled door leading to the bathroom and wall-to-wall fitted wardrobes with sliding doors.



BEDROOM TWO

9' 6" x 12' 5" (2.90m x 3.79m)

The second double bedroom is also located off the first-floor landing with a uPVC double-glazed window to the front aspect; carpeted flooring; a pendant light fitting; a period cast iron fireplace; and a wooden panelled door leading to the en suite WC.

From this room, a loft hatch allows access to the loft storage space, which is fitted with a pull-down ladder and light fitting.



EN SUITE WC

5' 2" x 2' 10" (1.58m x 0.87m)

Located off the second bedroom this room is fitted with a low-level WC; pedestal handwash basin; polished floorboards; and a pendant light fitting.



BATHROOM

7' 4" x 6' 4" (2.26m x 1.95m)

The bathroom is located off the master bedroom, accessed via a wooden panelled door. This room offers a uPVC double glazed frosted glass window to the side aspect; polished wooden floorboards; a storage cupboard housing the modern combi boiler; a panelled bath with glazed screen and shower over; a low-level WC; a pedestal hand wash basin; a chrome heated towel rail; a strip of ceiling mounted multi-directional spotlights; an extractor fan; and part-tiled walls.



EXTERNAL


To the front of the property one will find a paved drive, allowing for parking a vehicle off-road. The current owners have had an electric vehicle charging point fitted on the front of the property. The front garden is enclosed on either side by mature hedges.



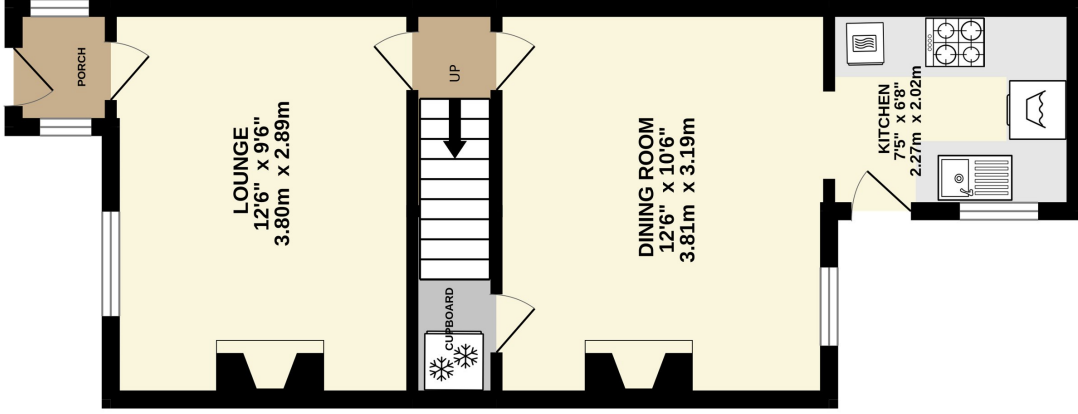
The rear garden offers a paved patio area adjacent to the house for summer dining; the garden is south facing and extends around 100 feet. The remaining garden is laid to lawn and enclosed on either side by mature hedges and established shrubs. To the far end of the garden one will find a large outbuilding for storage; there is an additional outbuilding closer to the property which has a hardwood external door and offers ample storage space.



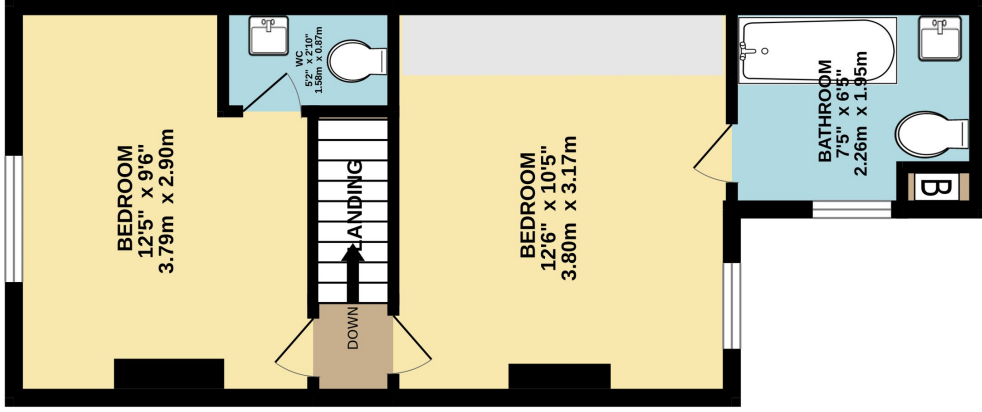
The property benefits from an outside tap, external light and outside power points.



700 sq.ft. (64.6 sq.m.) approx.



700 sq.ft. (64.6 sq.m.) approx.



TOTAL FLOOR AREA : 706 sq.ft. (65.6 sq.m.) approx.
Whilst every attempt has been made to ensure the accuracy of the floorplan contained here, measurements

COMMON QUESTIONS

- 1. When was this property built?** This property was constructed in 1899.
- 2. Is this property freehold or leasehold?** The current owners have advised the property is sold freehold.
- 3. Who lives in the neighbouring houses?** The owners have advised the houses on either side are owner occupied and the neighbours are quiet, friendly people.
- 4. Have the current owners replaced any windows or doors at this house?** Yes the owners have had the front windows and door replaced and have had this work signed off by Trafford Council.
- 5. Which items do the current owners plan to include in the sale price?** The current owners have advised that they will include the fridge-freezer (located in the under stairs cupboard); the oven and hob; and the microwave oven which is integrated; all the light fittings will be included in the sale price; the washer is brand new, therefore they will be willing to agree a price for this.
- 6. How quickly can the current owners move out to allow completion to take place?** The current owners are looking to purchase a larger house. If they connect the purchase they will need to move no later than December 2023. If the buyer is looking to complete more quickly, the owners will consider moving into temporary accommodation to facilitate this.
- 7. When was the boiler last serviced?** The boiler is serviced annually. The electrical consumer unit was replaced in May 2016.
- 8. What are the current owners favourite aspects of this property?** The current owners have advised that they have loved the south facing garden; the period features and the charming cottage appearance of the property.
- 9. Can the loft be accessed for storage?** Yes, the loft has a hatch in the second bedroom, with a pull down ladder, light fitting and has been partly boarded allowing for plenty of storage space.