

25
YEARS

SERVING
BEACONSFIELD
SINCE 1998



80 Candlemas Lane, Beaconsfield

Guide Price £1,325,000

Ashington Page


Presenting an exceptional opportunity to purchase a chain free property ideally situated between the charming Old Town and the vibrant New Town. Seamlessly merging classic charm with contemporary convenience, this residence is a mere stroll away from the Station, offering a swift 23-minute journey to the heart of London Marylebone.

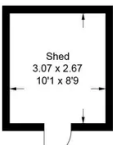
This well maintained and much loved family home is nestled within an esteemed catchment area for renowned primary, secondary, and Grammar schools. Meticulously extended and renovated by its current owners, the dwelling stands as a testament to thoughtful design and modern living. There is further potential to extend subject to planning permission.

These particulars are for guidance only. They are prepared and issued in good faith and are intended to give a fair summary of the property. Any description should not be relied on as a statement or representation of fact or that the property, or its services, are in good condition. The photographs show only certain parts of the property at the time they were taken. Any areas, measurements or distance given are approximate only. Any reference to alterations to, or use of, any part of the property is not a statement that any necessary planning, building regulations or other consent has been obtained. These matters must be verified by an intending purchaser. All statements contained in these particulars in relation to the property are made without responsibility of Ashington Page or its clients. Neither Ashington Page (nor any joint agents) nor any of their employees has any authority to make or give any representation or warranty whatsoever in relation to the property


80 Candlemas Lane

Approximate Gross Internal Area
 Ground Floor = 71.1 sq m / 765 sq ft
 First Floor = 73.3 sq m / 789 sq ft
 (Including Eaves)
 Garage = 15.8 sq m / 170 sq ft
 Sheds / Studio = 15.5 sq m / 167 sq ft
 Total = 175.7 sq m / 1,891 sq ft




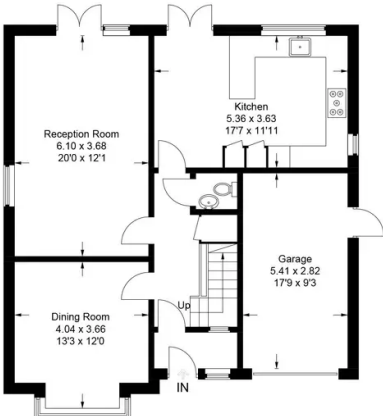


(Not Shown In Actual Location / Orientation)




(Not Shown In Actual Location / Orientation)





Ground Floor



First Floor

This plan is for layout guidance only. Not drawn to scale unless stated. Windows and door openings are approximate. Whilst every care is taken in the preparation of this plan, please check all dimensions, shapes and compass bearings before making any decisions reliant upon them.
 © CJ Property Marketing Ltd Produced for Ashington Page



01494 680018
info@ashingtonpage.co.uk
www.AshingtonPage.co.uk

