



Ockford Park

Godalming





A lifestyle made for you

If you are looking for an escape from the hustle and bustle, and freedom to live life the way you want in a vibrant community with great connections, Ockford Park is made for you.

Just a mile from the thriving town of Godalming, in the heart of Surrey, Cala are creating a highly desirable neighbourhood with a new community centre, parks, play areas, green open spaces and allotments. Ockford Park. It's a place you'll feel happily at home.



Something for everyone

With a wide range of 2, 3, 4 & 5 bedroom family homes to choose from, Ockford Park is the perfect location for first time buyers, growing families or those looking to downsize in search of a more relaxed yet well-connected semi-rural lifestyle.

You'll find a ready-made lifestyle right on your doorstep with all the local amenities within easy reach, as well as excellent local schooling and great transport links.



Stock photography

Enjoy the great outdoors

Nestled between the South Downs National Park and the Surrey Hills, Godalming is the ideal location for exploring the great outdoors - the award-winning Phillips Memorial Park is an oasis of calm just a few steps from the high street.

Follow the course of the River Wey along its towpath, stroll through unspoiled countryside at Loseley Park House & Gardens, cycle along hillside paths, climb up to The Devil's Punch Bowl – there are endless green spaces to enjoy.



Local photography



Stock photography

Historic Godalming

The historic market town of Godalming lies just over 5 miles south west of Guildford, and is home to some characterful architecture like The Pepperpot, a lively High Street with a superb mix of familiar brands and independent stores and Wharf Retail park with supermarkets.

Along with a traditional weekly market, there's a monthly Farmer's Market - a family-friendly foodies paradise. With fast connections by rail and road it's easy to get around the local towns and into London too.



Activities for all


From swimming to ice-skating, gym classes to ten-pin-bowling, between them Guildford Spectrum and Godalming Leisure Centre tick almost every fitness box - offering a wide range of active and fun options for all ages.

There's a great variety of sports, leisure and social options, including Milford Golf Club, and a wonderful choice of restaurants, relaxing walks, family activities and events in the park.



A great start in life

Godalming offers an excellent choice of schools, including St Hilary's Preparatory School, St Edmunds Catholic Primary School and St Mark and All Saints Primary School which is just a stones throw away from Ockford Park. Godalming College, one of the highest performing 6th form colleges in the country, is just one mile away - while private education can be found at Charterhouse, one of the UK's leading independent boarding schools.





Lots of family fun

From picnicking in the National Trust's beautiful Winkworth Arboretum and exploring the fabulous surrounding countryside on your bikes to a trip down the canal with the charming Godalming Packet Boat, a fun time on the Godalming Spy Mission Treasure Trail, JC's Play Café, the Airhop Trampoline Park and the award-winning Dapdune Wharf in Guildford, there's always plenty to keep the family happy and entertained.

[Click here to find out more about the local area](#)



Places to go



Eating out – The Inn on the Lake gastro pubs, seasonal treats at The Stag on the River, tapas at Acorn, cocktails and real ales at The Rose & Crown, cakes and bakes at Thyme for Tea: tuck in!



Sports and leisure for all ages – Godalming Leisure Centre for gym and swim or bowling, racquet sports, cricket, football, cycling and horse rides... there's a host of clubs, societies and activities for all.



History and heritage – Loseley Park's enchanting Tudor manor house and grounds are open to the public, and Godalming Museum is a great place to start exploring the town's long history.





Parks and nature – glorious countryside surrounds you, and the town has great green spaces including Philips Memorial Park and riverside walks along the River Wey towpath.



Entertainment and culture – Godalming hosts many lively events, and the Watts Gallery Arts Village is an absolute must for all culture lovers. For cinema, just pop down the road to Guildford.



Shopping – you're well served for local and independent shops as well as superstores and supermarkets including Sainsbury's and Waitrose, regular and special markets and Squires Garden Centre. Or alternatively in Milford, visit the Award-Winning Secretts Farm Shop.



Family Days Out – as well as all the local attractions, Thorpe Park and Chessington World of Adventures are within easy reach. It's not far down to the South Coast either, for sailing, beaches and fun.



[Click here to find out more about the local area](#) 



Getting around



By foot: Godalming High Street, rail station and college are within a mile's walk of Ockford Park, and St Marks and All Saints Primary School is just minutes away.



By car: It's just 1.7 miles to the A3 for London, Guildford and Portsmouth, and the M3 and M25 – both around 16 miles – give you motorway connections to all points.



By rail: Godalming provides regular services to Guildford (6 minutes travel time), Woking and other local towns, and there are direct services to London Waterloo in just 40 minutes.

See a detailed view of the area and get directions



Journey times are approximate. Train journey times are accurate as of October 2019 and are sourced from thetrainline.com

Superbly connected



On foot

- St Mark and All Saints School – 0.1 miles
- The Inn on the Lake – 0.5 miles
- Godalming High street – 0.9 miles
- Rose & Crown Bar – 0.9 miles
- The Stag on the River – 1 mile
- Godalming College – 1 mile
- St Hilary's School – 1.1 miles
- Godalming Station – 1.1 miles
- River Wey Towpath – 1.2 miles



By car

- Squires Garden Centre – 1.2 miles
- Acorn Restaurant – 1.2 miles
- Snap fitness – 1.3 miles
- St Edmunds Catholic Primary School – 1.4 miles
- Moss Lane School – 1.5 miles
- Waitrose – 1.5 miles
- Phillips Memorial Park – 1.5 miles
- Milford Golf Club – 1.6 miles
- Sainsbury's – 1.6 miles
- Milford School – 1.6 miles
- Busbridge Infant School – 1.7 miles
- Godalming Junior School – 1.8 miles
- Charterhouse School – 2.2 miles
- Godalming Leisure Centre – 2.6 miles
- National Trust, Winkworth Arboretum – 2.9 miles
- Surrey Hills – 3 miles
- Priors Field School – 3.1 miles



By car

- A3 – 1.7 miles
- Loseley Park – 4.6 miles
- Guildford High Street – 5.8 miles
- A31 – 6 miles
- Guildford Spectrum – 9.4 miles
- M3 – 16 miles
- M25 – 16 miles
- Heathrow – 29.5 miles
- Gatwick – 33.4 miles



By rail from Godalming

- Farncombe – 2 mins
- Milford – 4 mins
- Guildford – 6 mins
- Witley – 8 mins
- Farnham – 35 mins
- London Waterloo – 40 mins

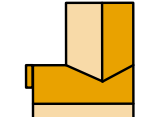

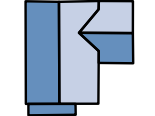





See a detailed view of the area and get directions




Journey times are approximate. Train journey times are accurate as of October 2019 and are sourced from thetrainline.com

Ockford Park

The development

- | | | | |
|---|---|---|--|
|  | The Ockford
5 bedroom detached home |  | The Tunsgate
3 bedroom semi-detached / detached home |
|  | The Waverley
4 bedroom detached home, plus study |  | The Westbrook
3 bedroom semi-detached / detached home |
|  | The Broadwater
4 bedroom detached home |  | The Witley
3 bedroom semi-detached / detached home |
|  | The Clandon
4 bedroom detached home |  | The Busbridge
3 bedroom semi-detached home |
|  | The Tilford
4 bedroom detached home, plus study |  | The Munstead
3 bedroom semi-detached home |
|  | The Ramster
4 bedroom detached home
Plot 225 - Custom Build, Plot 253 - Self Build |  | The Silkmill
3 bedroom semi-detached home |
|  | The Loseley
4 bedroom semi-detached / detached home |  | The Wey
2 bedroom terraced / semi-detached / detached home |
|  | The Winkworth
4 bedroom semi-detached / detached home |  | The Enton
2 bedroom semi-detached home |
|  | The Hankley
3 bedroom detached home |  | Southern Housing Group
shared ownership |
|  | The Abbot
3 bedroom semi-detached / detached home |  | Southern Housing Group
housing association |
|  | The Thursley
3 bedroom semi-detached home
Plot 223 - Custom Build, Plot 251 - Self Build |  | Community Centre |



View our interactive siteplan for our latest availability 

The above development layout is not drawn to scale and is for general guidance only. Road layouts, pathways, chimneys and external treatments may differ. Landscaping is indicative only. Please confirm the most up-to-date details with our Sales Consultant prior to reservation. SS: Sub Station, L.A.P: Local Area of Play, L.E.A.P: Local Equipped Area of Play.



The Ockford

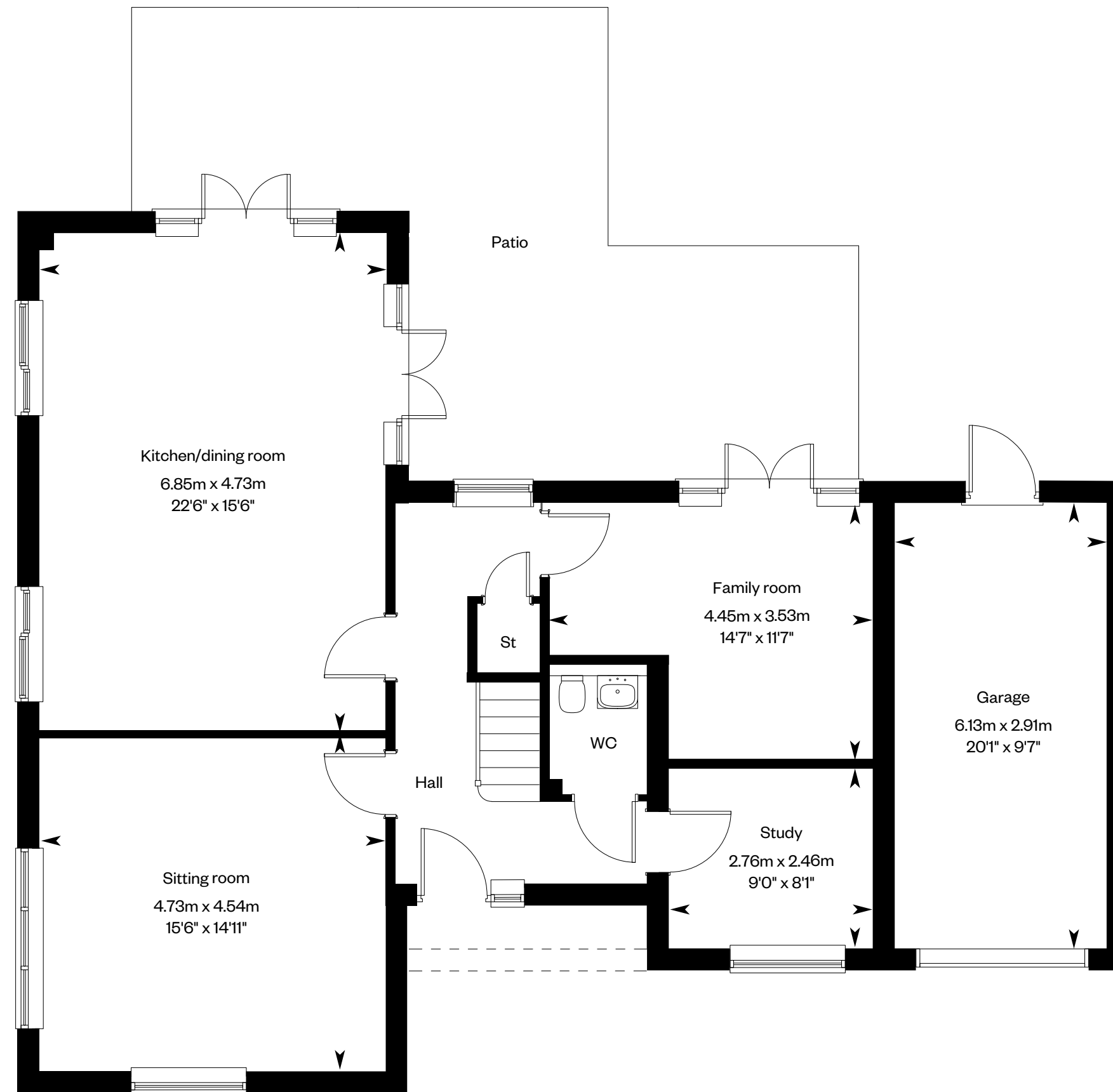
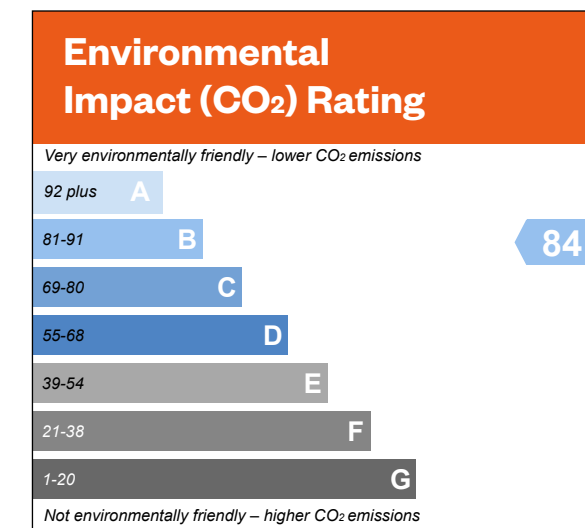
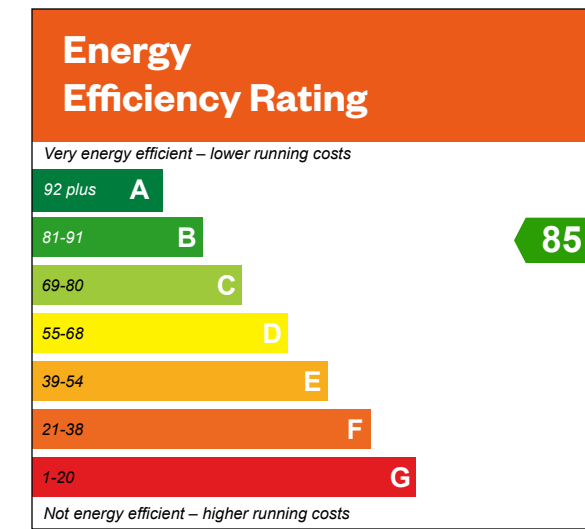
5 bedroom detached home



Computer generated image - The Ockford

The Ockford

Plots 175 & 181 – as shown



Ground floor



First floor

Please ask your Sales Consultant for further details. St: Store cupboard. W: Wardrobe. Patio sizes are indicative. *Washing machine located in WC.

IMPORTANT NOTICE TO CUSTOMERS: The Consumer Protection from Unfair Trading Regulations 2008. Cala Homes (South Home Counties) Limited operates a policy of continual product development and the specifications outlined in this brochure are indicative only. The computer generated images and photographs do not necessarily represent the actual finishings/ elevation or treatments, landscaping, furnishings and fittings at this development. Information contained is accurate at date of publication on **XX**. See the main brochure for the full Consumer Protection statement. This is a Predicted Energy Assessment for properties that are incomplete. Once the property is completed, this rating will be updated and an official Energy Performance Certificate will be created for the property.



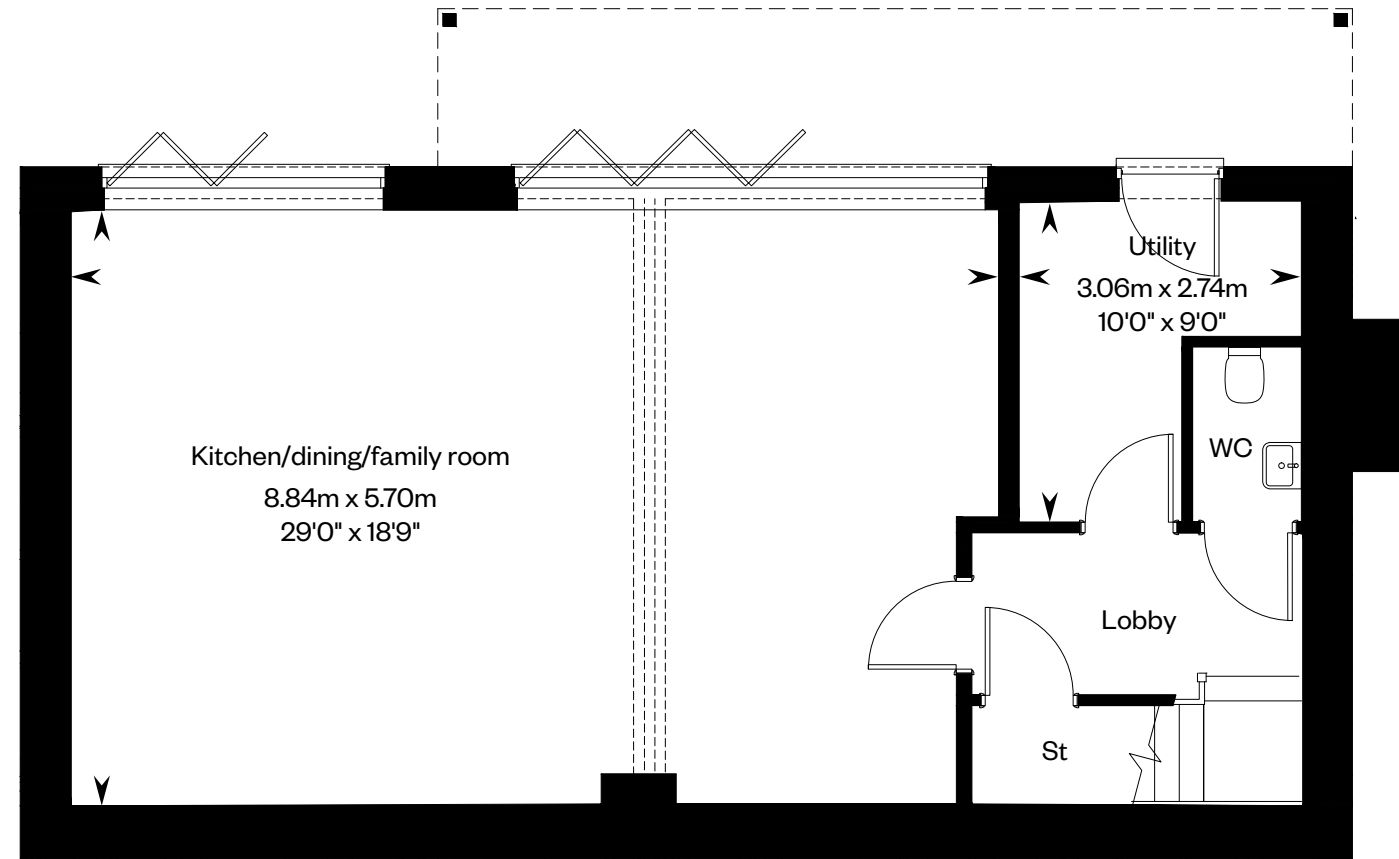
The Waverley

4 bedroom detached home, plus study

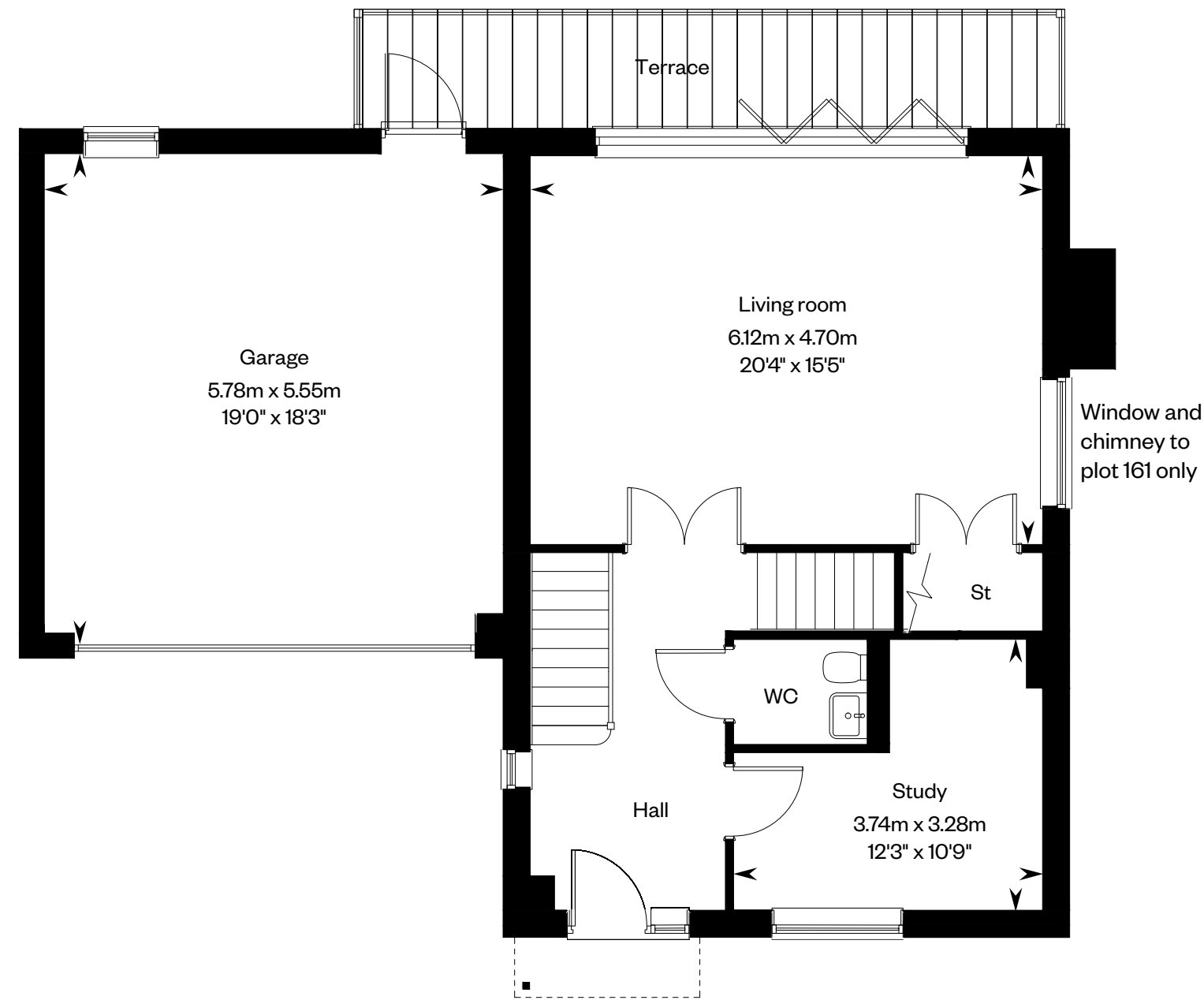
The Waverley

Plots 161 & 164 – as shown

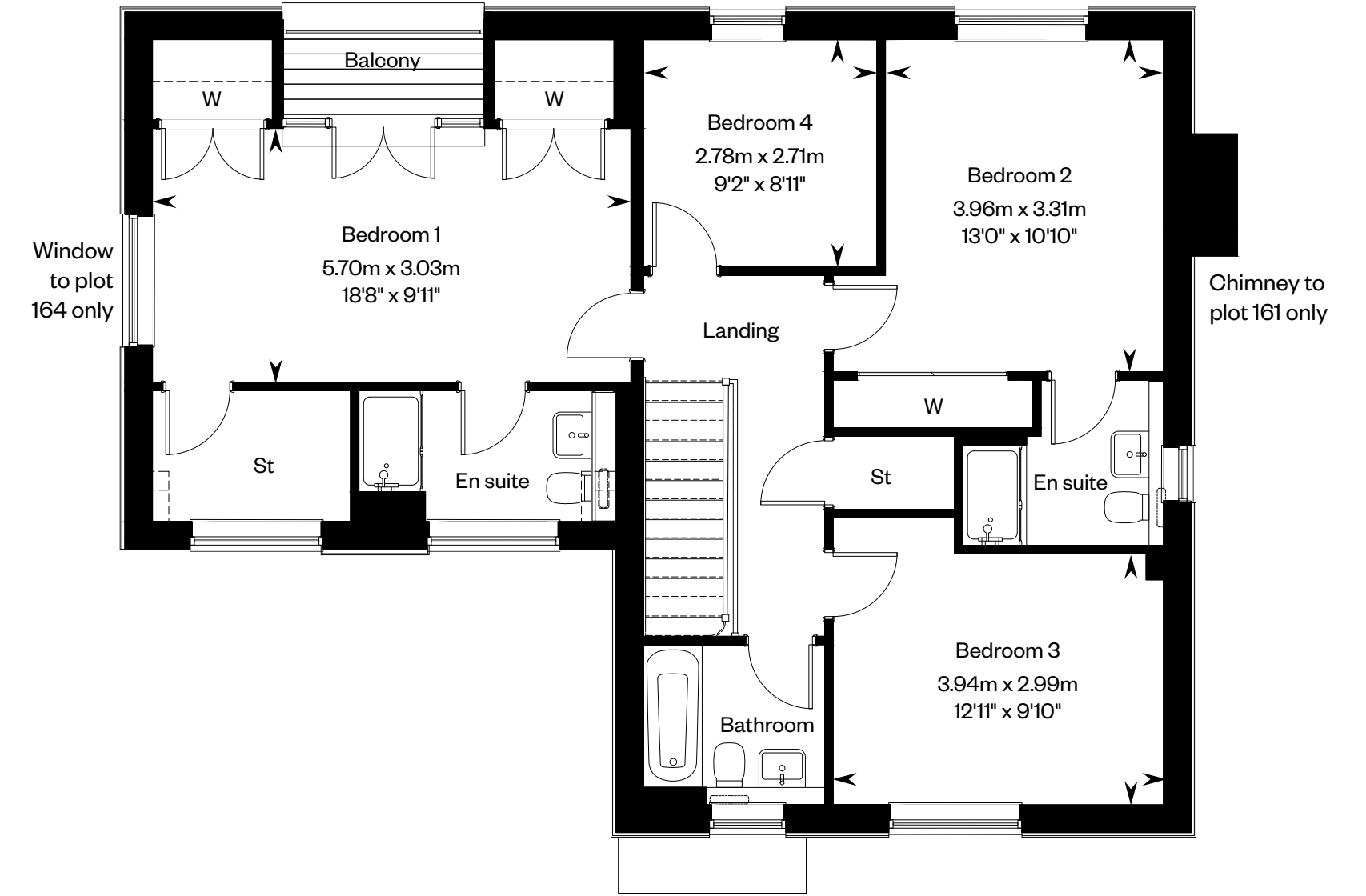
Plots 162 & 163 – handed



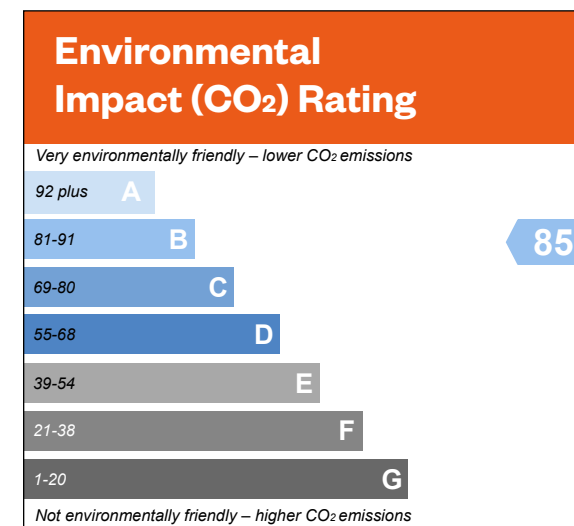
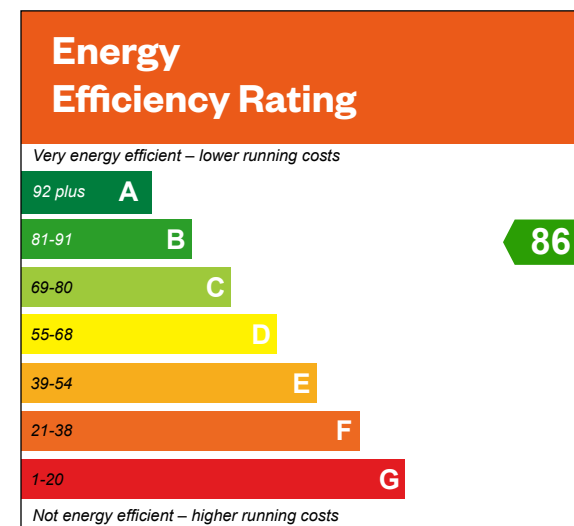
Lower ground floor



Ground floor



First floor



Please ask your Sales Consultant for further details. St: Store cupboard. W: Wardrobe.

IMPORTANT NOTICE TO CUSTOMERS: The Consumer Protection from Unfair Trading Regulations 2008. Cala Homes (South Home Counties) Limited operates a policy of continual product development and the specifications outlined in this brochure are indicative only. The computer generated images and photographs do not necessarily represent the actual finishings/elevation or treatments, landscaping, furnishings and fittings at this development. Information contained is accurate at date of publication on XX. See the main brochure for the full Consumer Protection statement. This is a Predicted Energy Assessment for properties that are incomplete. Once the property is completed, this rating will be updated and an official Energy Performance Certificate will be created for the property.



The Broadwater

4 bedroom detached home

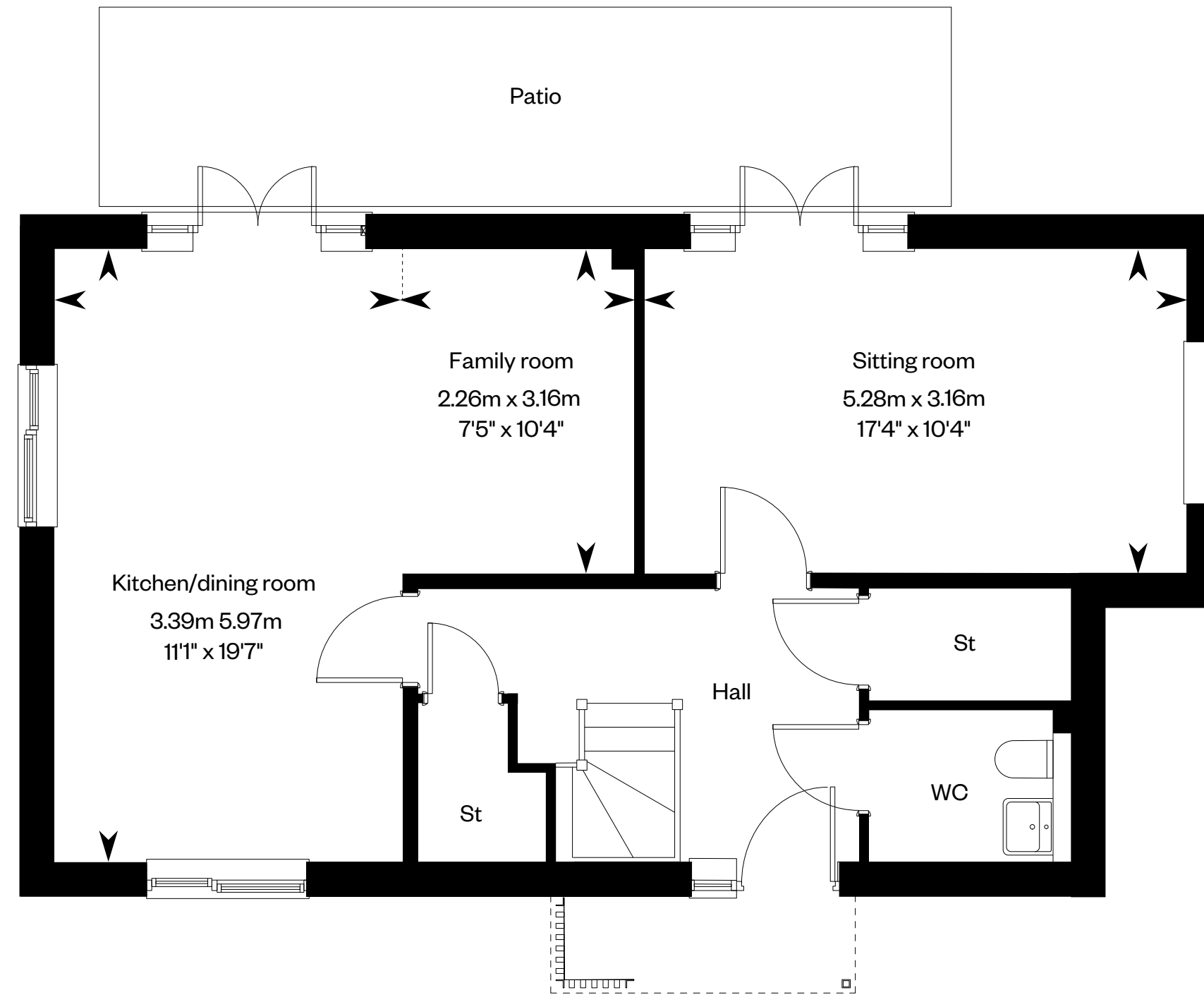
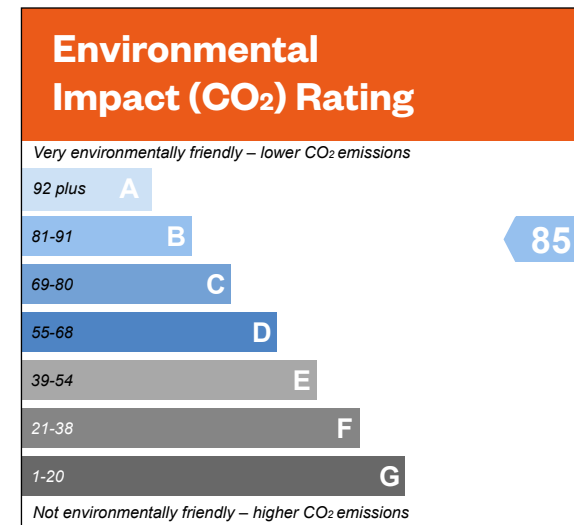
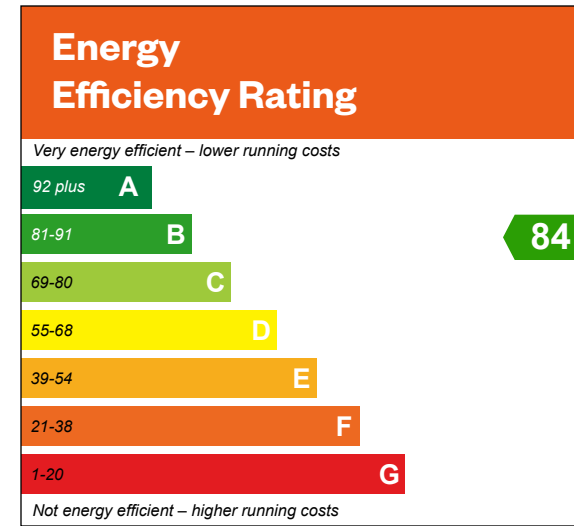


Computer generated image - The Broadwater

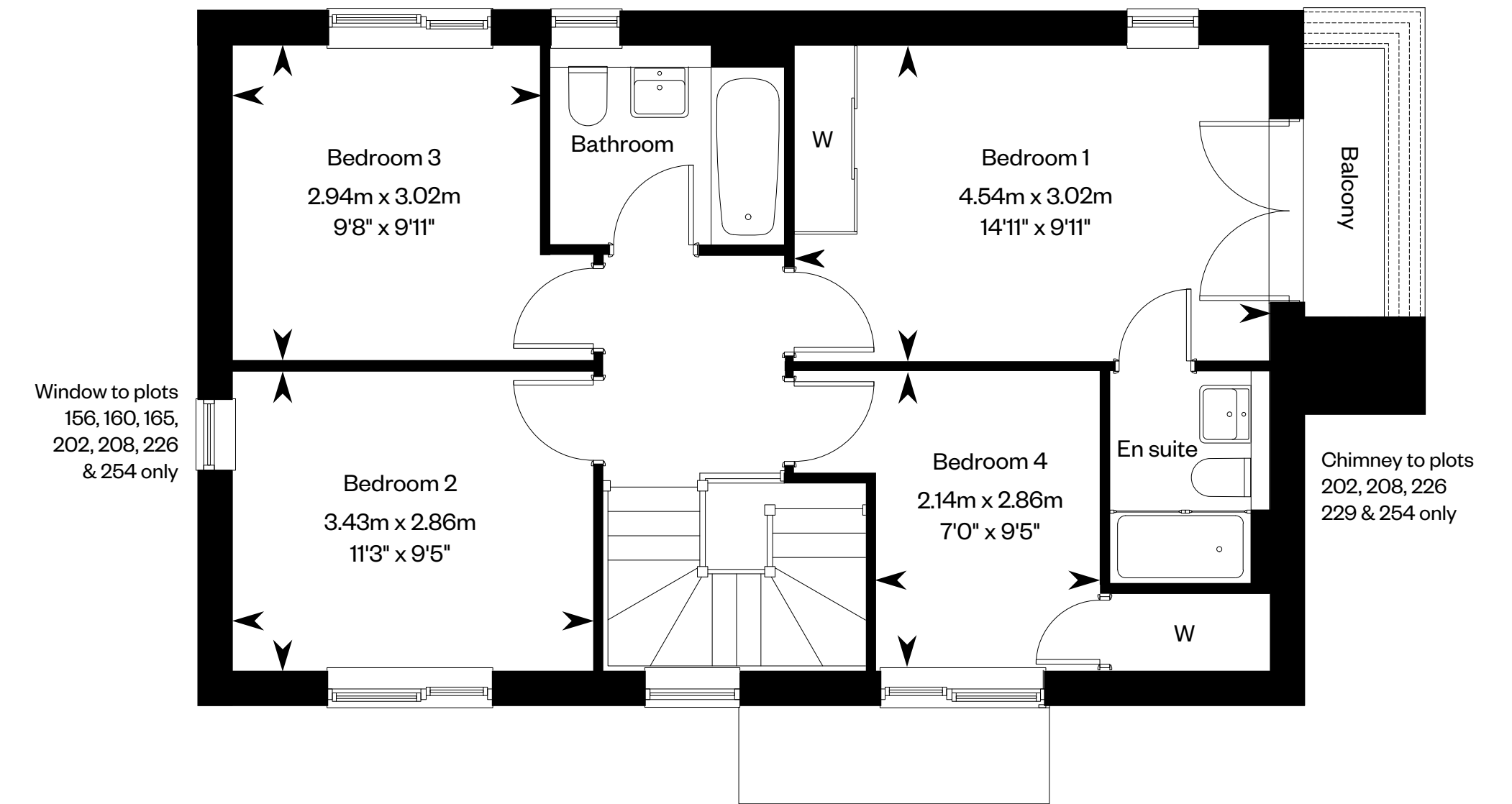
The Broadwater

Plots 156, 165, 202, 208, 226, 229, 254 – as shown

Plot 160 – handed



Ground floor



First floor

Please ask your Sales Consultant for further details. St: Store cupboard. W: Wardrobe. Patio sizes are indicative.

IMPORTANT NOTICE TO CUSTOMERS: The Consumer Protection from Unfair Trading Regulations 2008. Cala Homes (South Home Counties) Limited operates a policy of continual product development and the specifications outlined in this brochure are indicative only. The computer generated images and photographs do not necessarily represent the actual finishings/elevation or treatments, landscaping, furnishings and fittings at this development. Information contained is accurate at date of publication on **XX**. See the main brochure for the full Consumer Protection statement. This is a Predicted Energy Assessment for properties that are incomplete. Once the property is completed, this rating will be updated and an official Energy Performance Certificate will be created for the property.



The Clandon

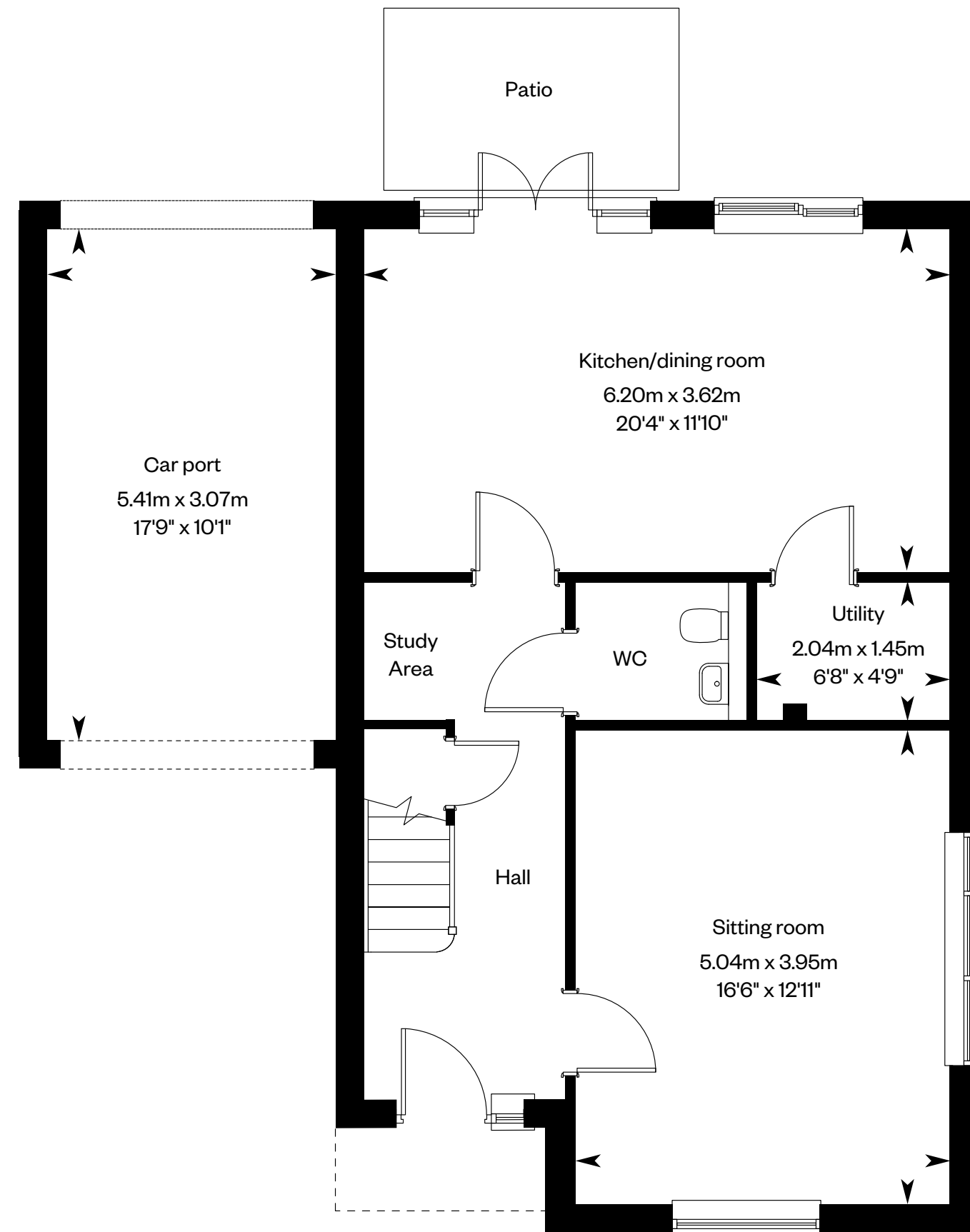
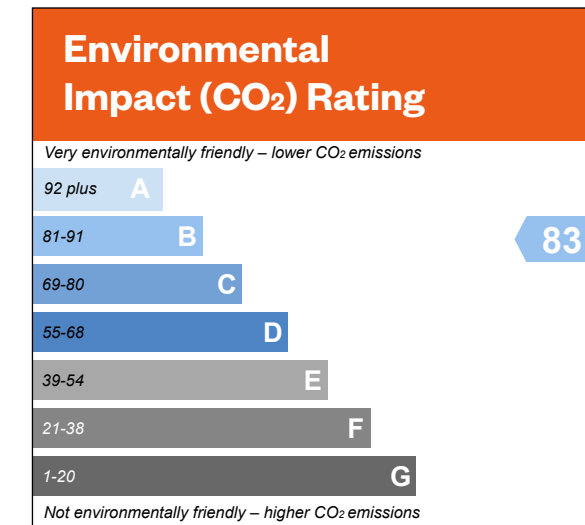
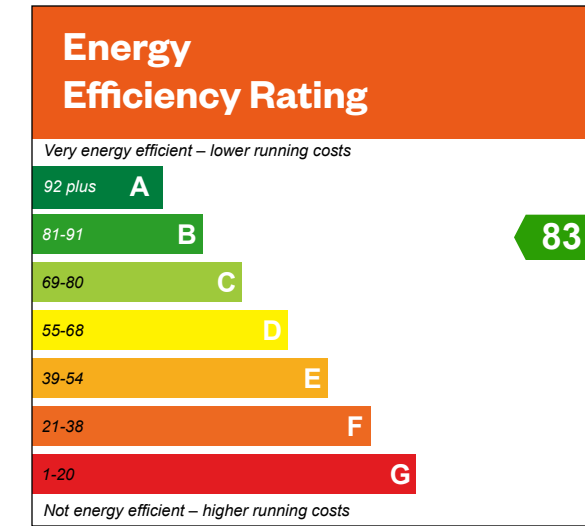
4 bedroom detached home



The Clandon

Plots 139, 166, 178 & 182 – as shown

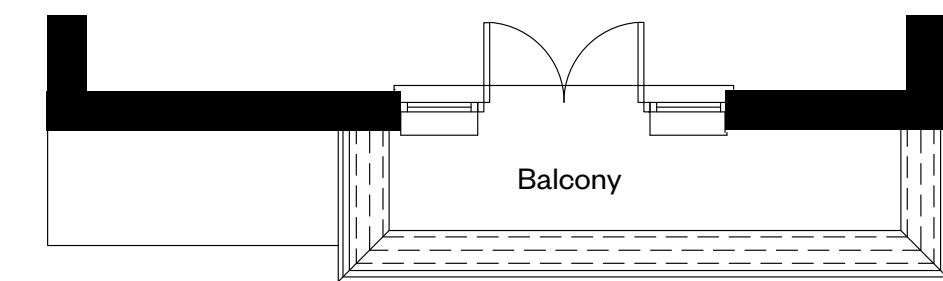
Plots 172, 185, 201, 203, 206 & 257 – handed



Ground floor



First floor



Plots 166, 172, 178,
182, 201, 203, 206
& 257 only

Please ask your Sales Consultant for further details. St: Store cupboard. W: Wardrobe. Patio sizes are indicative. *Washing machine located in WC.

IMPORTANT NOTICE TO CUSTOMERS: The Consumer Protection from Unfair Trading Regulations 2008. Cala Homes (South Home Counties) Limited operates a policy of continual product development and the specifications outlined in this brochure are indicative only. The computer generated images and photographs do not necessarily represent the actual finishings/ elevation or treatments, landscaping, furnishings and fittings at this development. Information contained is accurate at date of publication on **XX**. See the main brochure for the full Consumer Protection statement. This is a Predicted Energy Assessment for properties that are incomplete. Once the property is completed, this rating will be updated and an official Energy Performance Certificate will be created for the property.



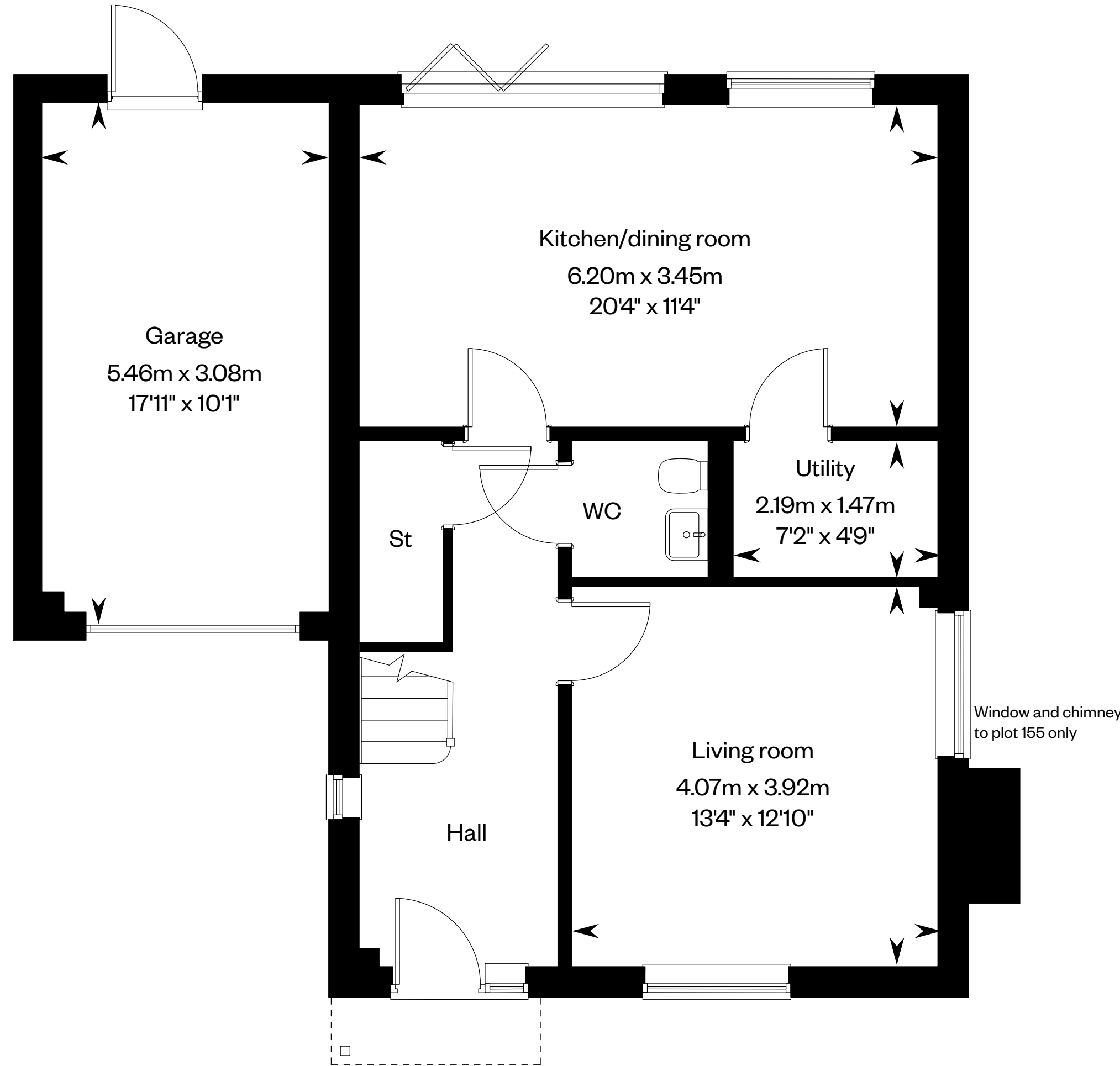
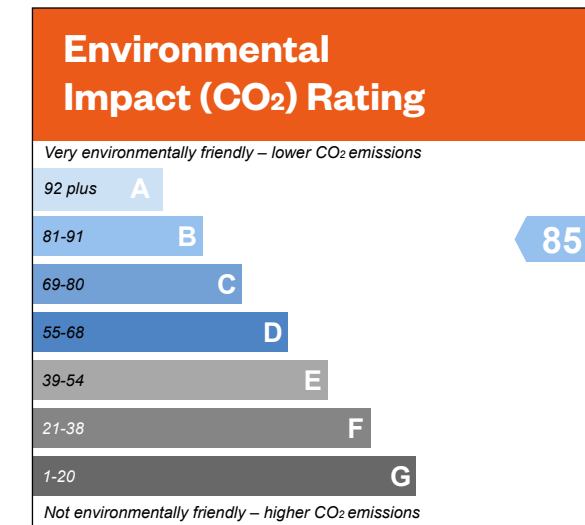
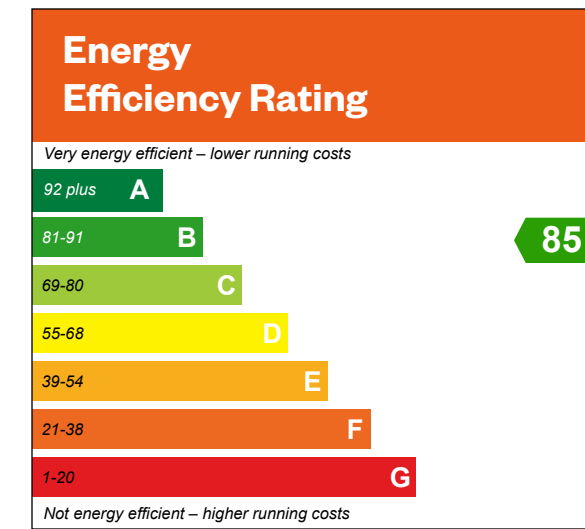
The Tilford

4 bedroom detached home, plus study

The Tilford

Plot 154 – as shown

Plot 155 – handed



Ground floor



First floor

Please ask your Sales Consultant for further details. St: Store cupboard. W: Wardrobe.

IMPORTANT NOTICE TO CUSTOMERS: The Consumer Protection from Unfair Trading Regulations 2008. Cala Homes (South Home Counties) Limited operates a policy of continual product development and the specifications outlined in this brochure are indicative only. The computer generated images and photographs do not necessarily represent the actual finishings/ elevation or treatments, landscaping, furnishings and fittings at this development. Information contained is accurate at date of publication on **XX**. See the main brochure for the full Consumer Protection statement. This is a Predicted Energy Assessment for properties that are incomplete. Once the property is completed, this rating will be updated and an official Energy Performance Certificate will be created for the property.



The Ramster

4 bedroom detached home

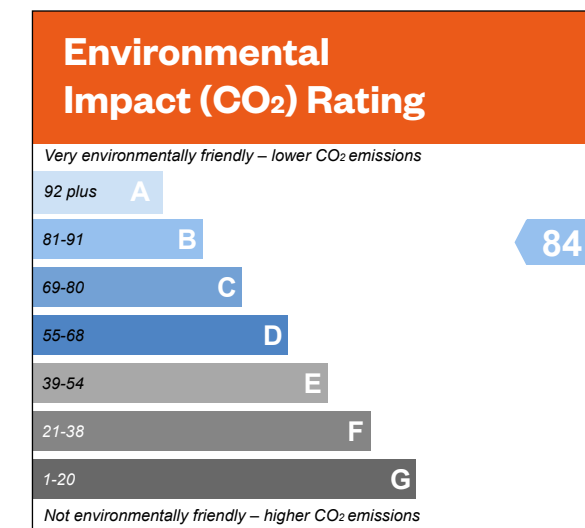
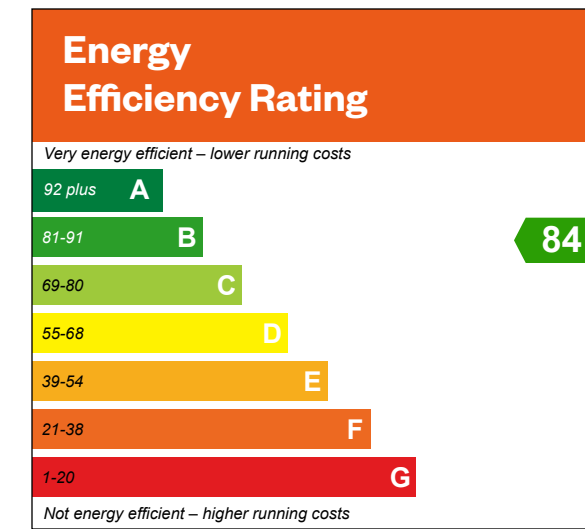


Computer generated image - The Ramster

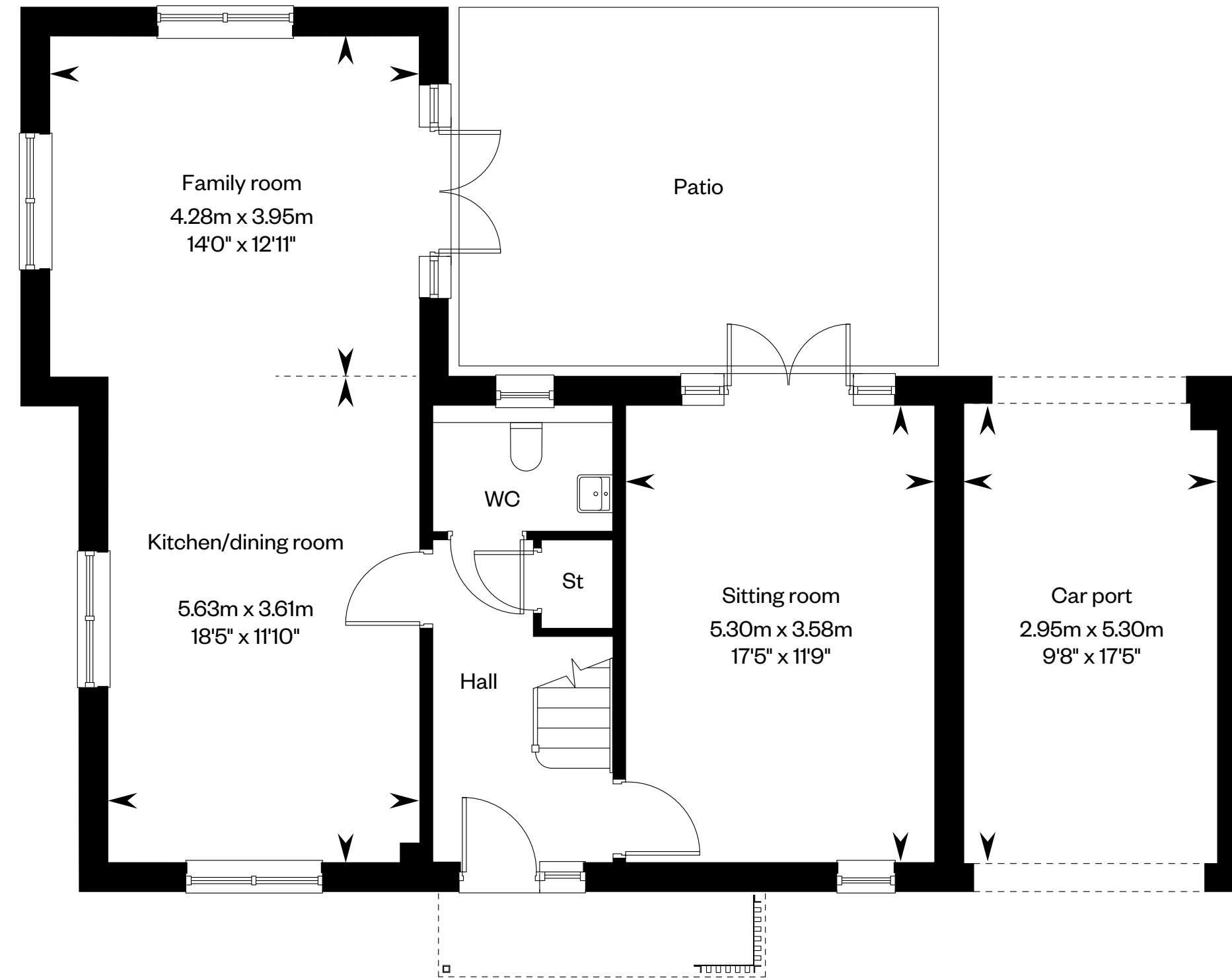
The Ramster

Plots 173, 188, 207, 211, 215, 222, 225, 230, 240, 250 & 258 – as shown

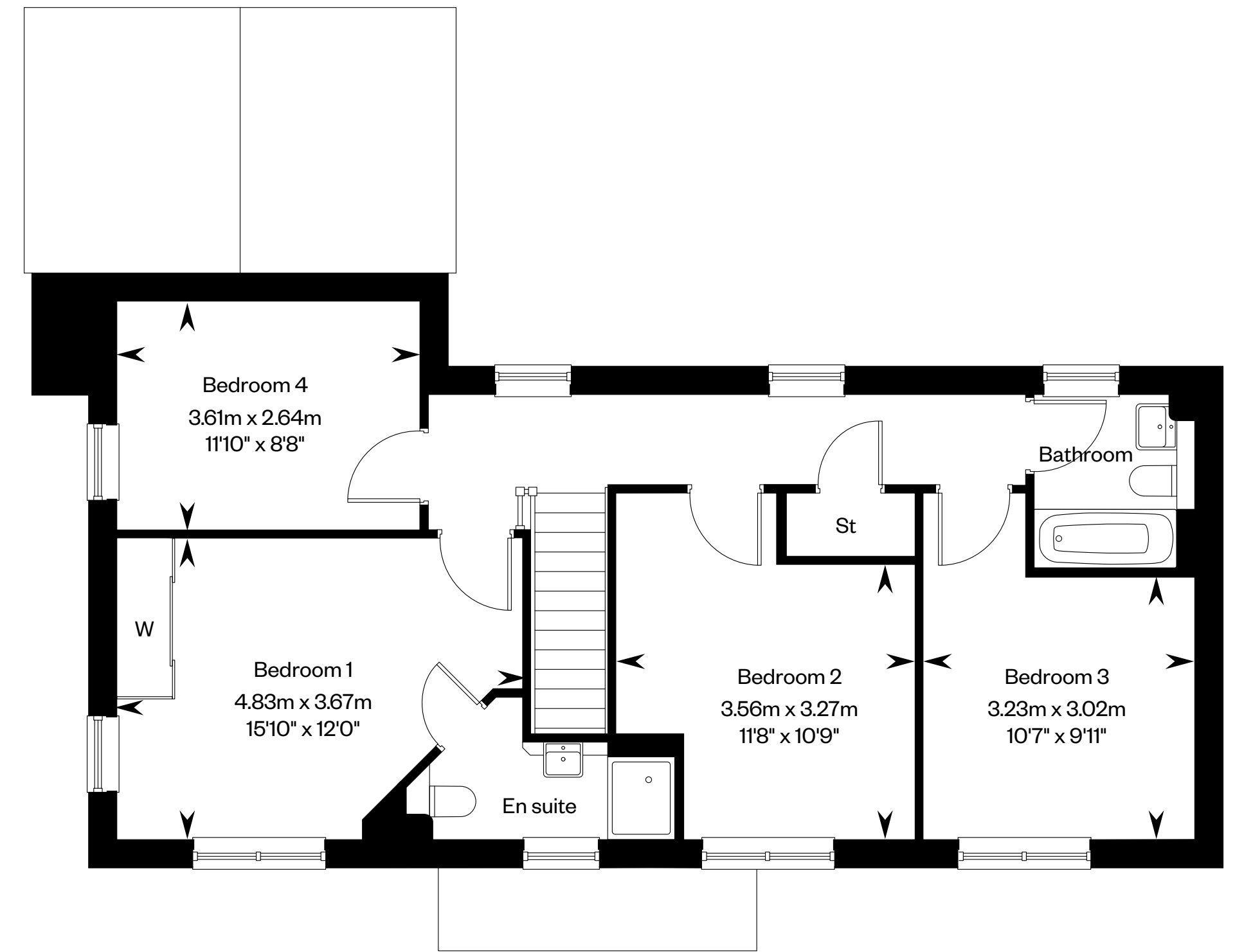
Plots 200, 212, 233, 243 & 253 – handed



Window to plots
173, 207, 211, 212,
215, 222, 225, 230,
233, 250, 253 & 258 only



Ground floor



First floor

Please ask your Sales Consultant for further details. St: Store cupboard. W: Wardrobe. Patio sizes are indicative. *Washing machine located in WC.

IMPORTANT NOTICE TO CUSTOMERS: The Consumer Protection from Unfair Trading Regulations 2008. Cala Homes (South Home Counties) Limited operates a policy of continual product development and the specifications outlined in this brochure are indicative only. The computer generated images and photographs do not necessarily represent the actual finishings/ elevation or treatments, landscaping, furnishings and fittings at this development. Information contained is accurate at date of publication on **XX**. See the main brochure for the full Consumer Protection statement. This is a Predicted Energy Assessment for properties that are incomplete. Once the property is completed, this rating will be updated and an official Energy Performance Certificate will be created for the property.



The Loseley

4 bedroom semi-detached
or detached home

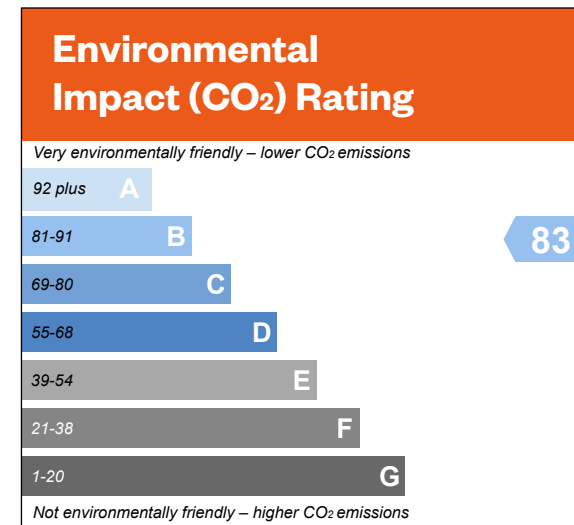
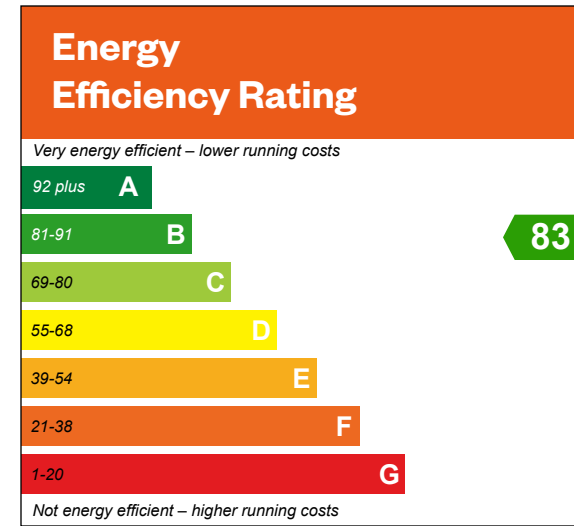


Computer generated image - The Loseley

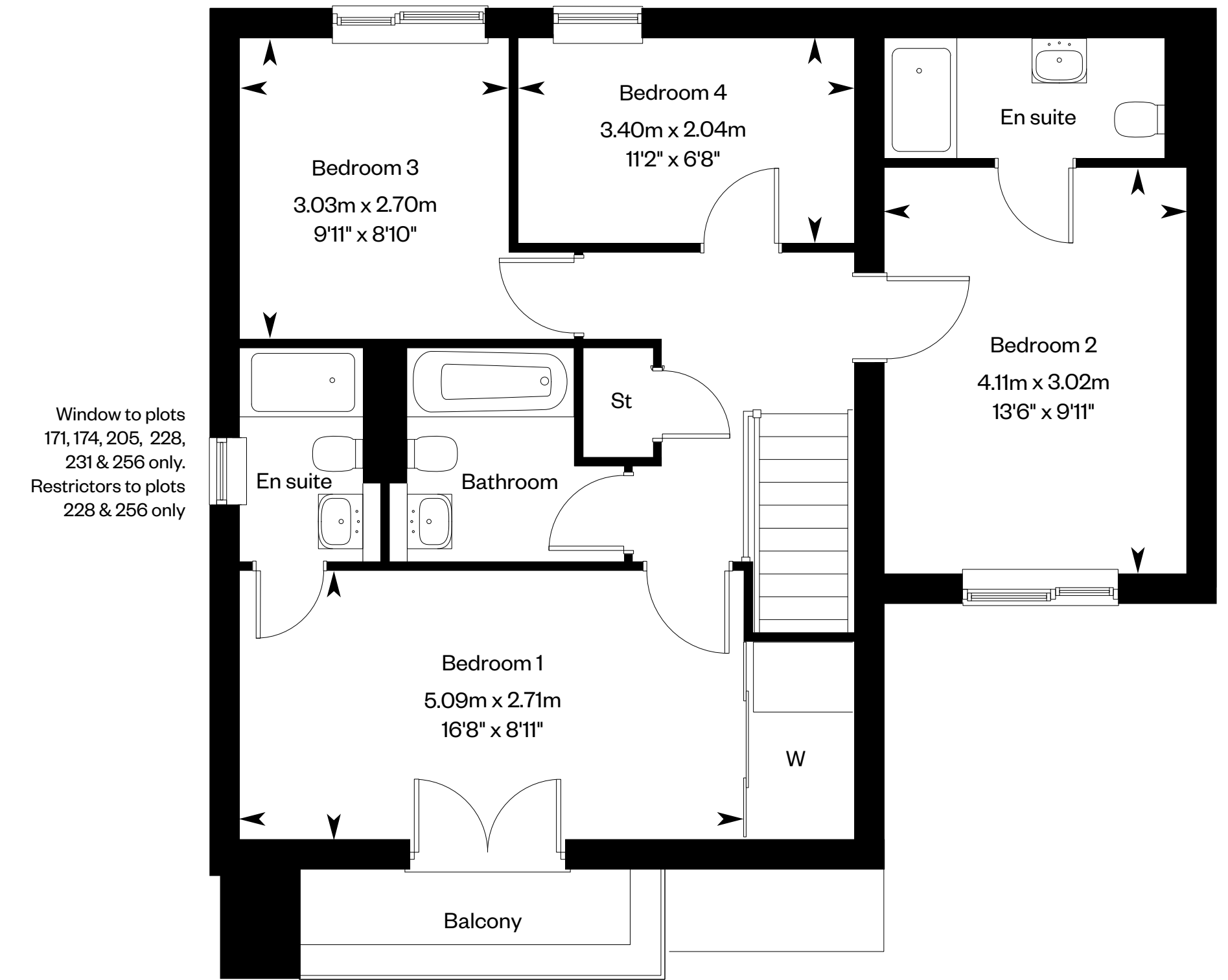
The Loseley

Plots 142, 171, 174, 205, 228 & 256 – as shown

Plot 231 – handed



Ground floor



First floor

Please ask your Sales Consultant for further details. St: Store cupboard. W: Wardrobe. Patio sizes are indicative. *Washing machine located in WC.

IMPORTANT NOTICE TO CUSTOMERS: The Consumer Protection from Unfair Trading Regulations 2008. Cala Homes (South Home Counties) Limited operates a policy of continual product development and the specifications outlined in this brochure are indicative only. The computer generated images and photographs do not necessarily represent the actual finishings/ elevation or treatments, landscaping, furnishings and fittings at this development. Information contained is accurate at date of publication on **XX**. See the main brochure for the full Consumer Protection statement. This is a Predicted Energy Assessment for properties that are incomplete. Once the property is completed, this rating will be updated and an official Energy Performance Certificate will be created for the property.



The Winkworth

4 bedroom semi-detached or detached home

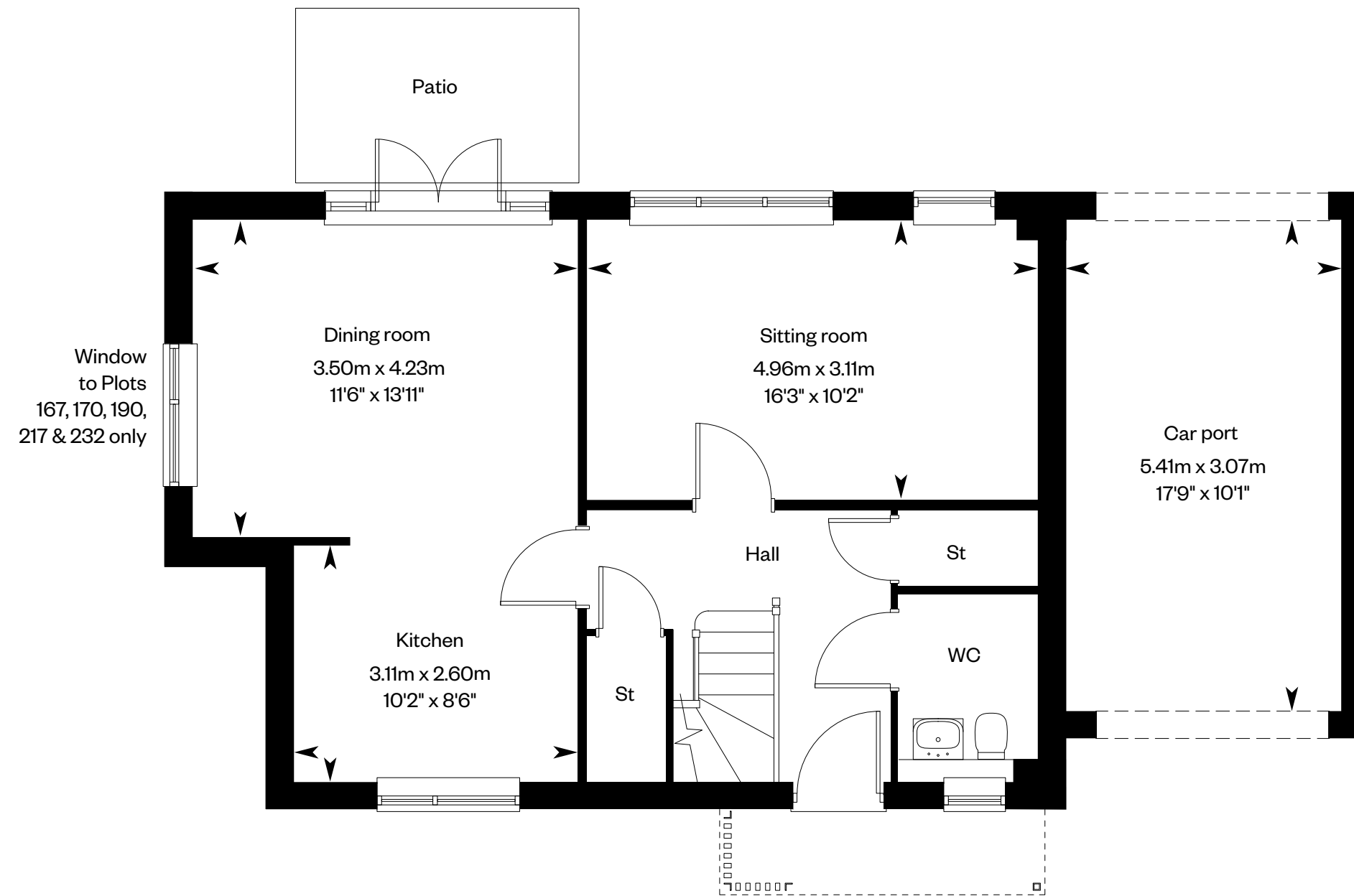
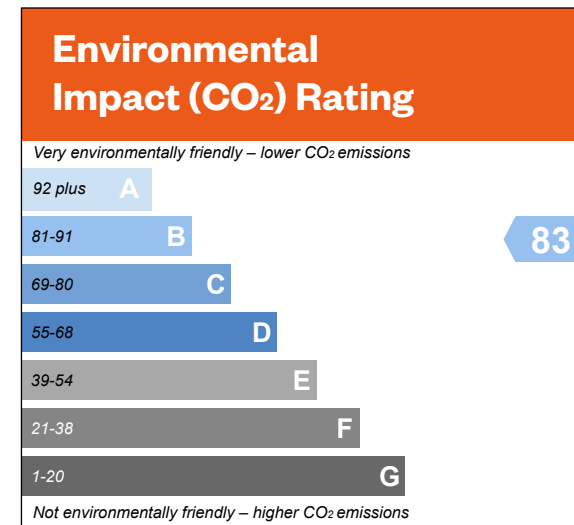
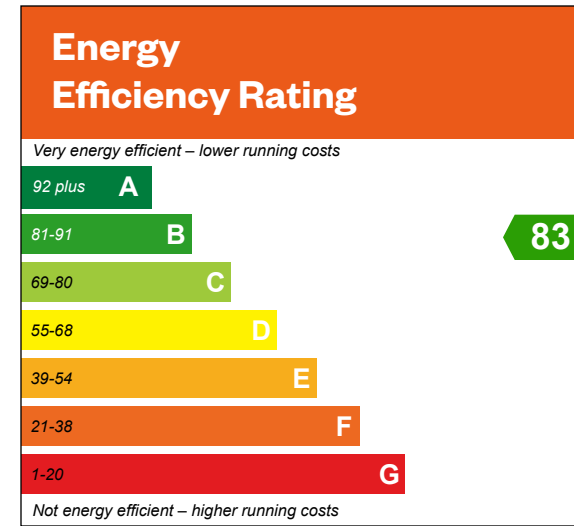


Computer generated image - The Winkworth

The Winkworth

Plots 190, 217 & 232 – as shown

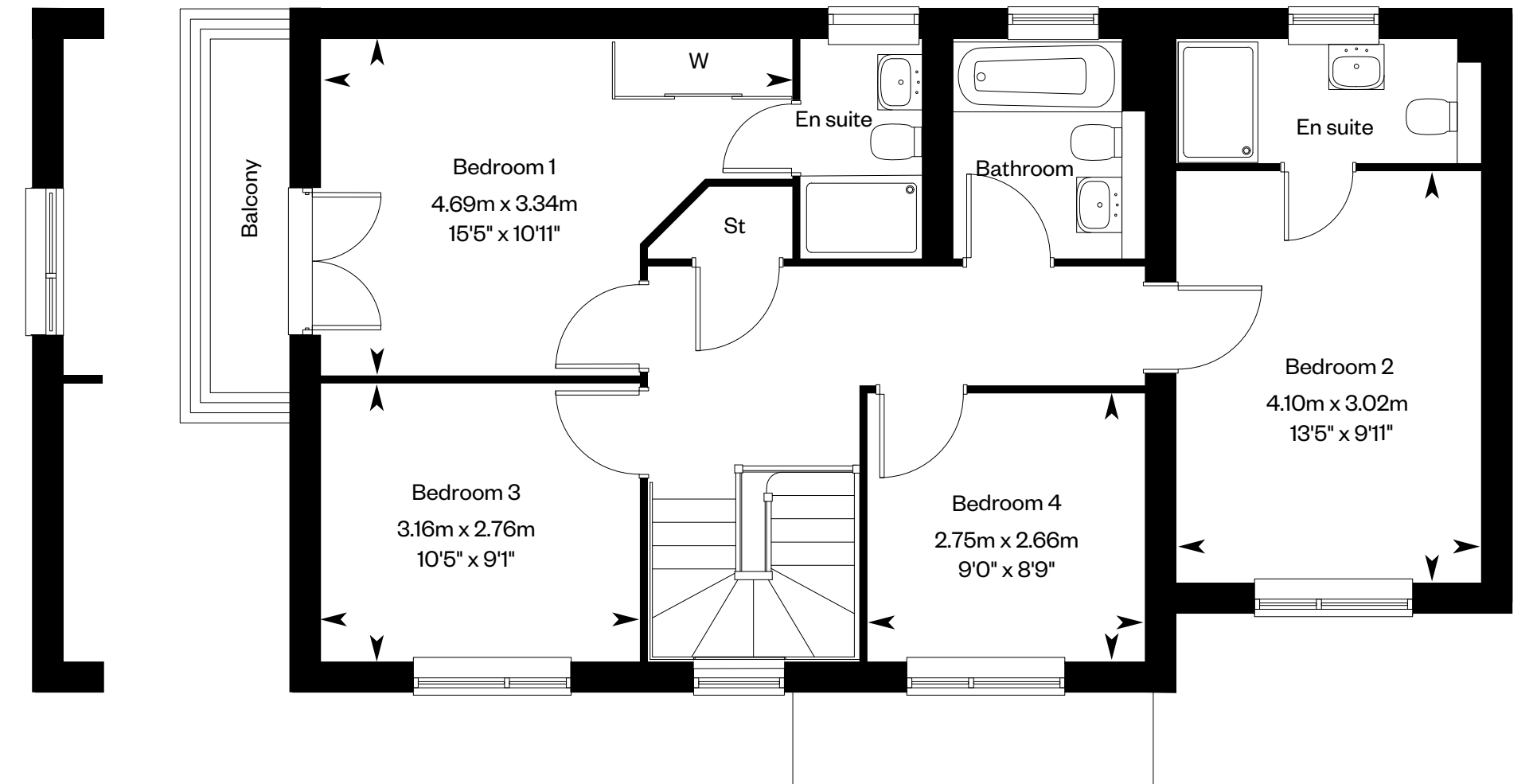
Plots 167, 170, 204, 227 & 255 – handed



Ground floor

Window to Plots 204, 227, & 255 only

Balcony to Plots 167, 170, 190, 217 & 232 only



First floor

Please ask your Sales Consultant for further details. St: Store cupboard. W: Wardrobe. Patio sizes are indicative.

IMPORTANT NOTICE TO CUSTOMERS: The Consumer Protection from Unfair Trading Regulations 2008. Cala Homes (South Home Counties) Limited operates a policy of continual product development and the specifications outlined in this brochure are indicative only. The computer generated images and photographs do not necessarily represent the actual finishings/elevation or treatments, landscaping, furnishings and fittings at this development. Information contained is accurate at date of publication on **XX**. See the main brochure for the full Consumer Protection statement. This is a Predicted Energy Assessment for properties that are incomplete. Once the property is completed, this rating will be updated and an official Energy Performance Certificate will be created for the property.

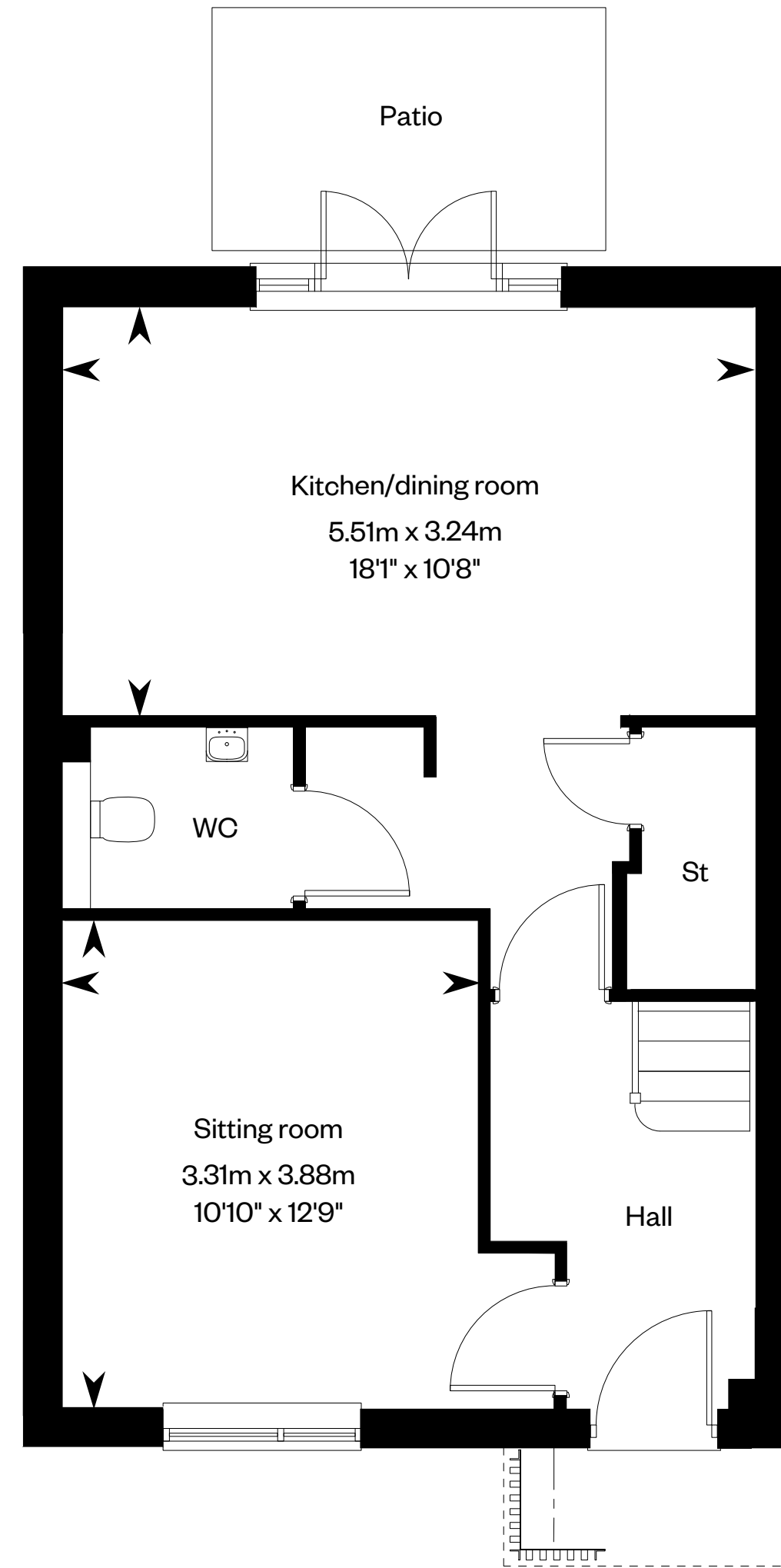
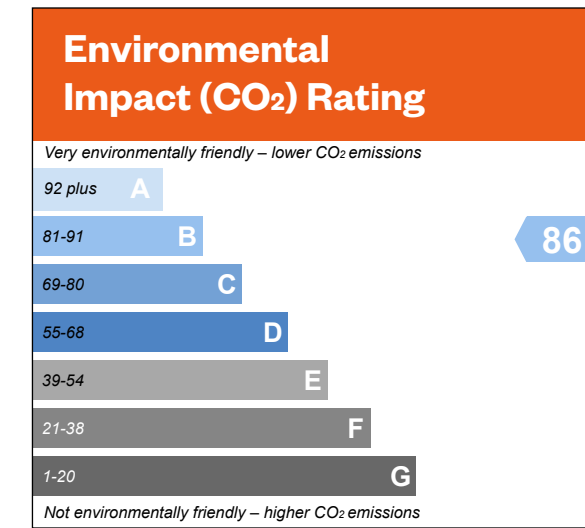
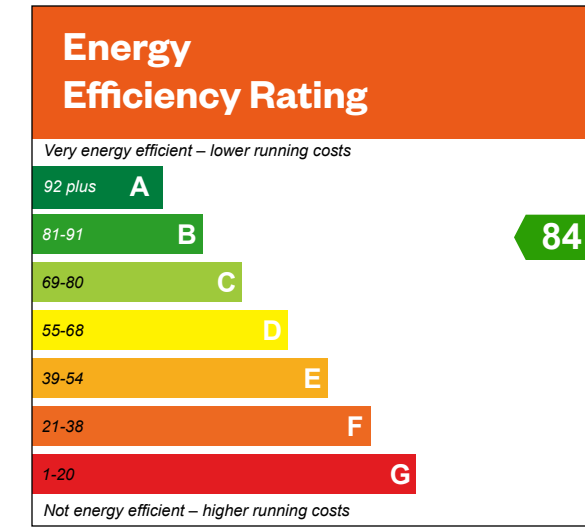


The Hankley

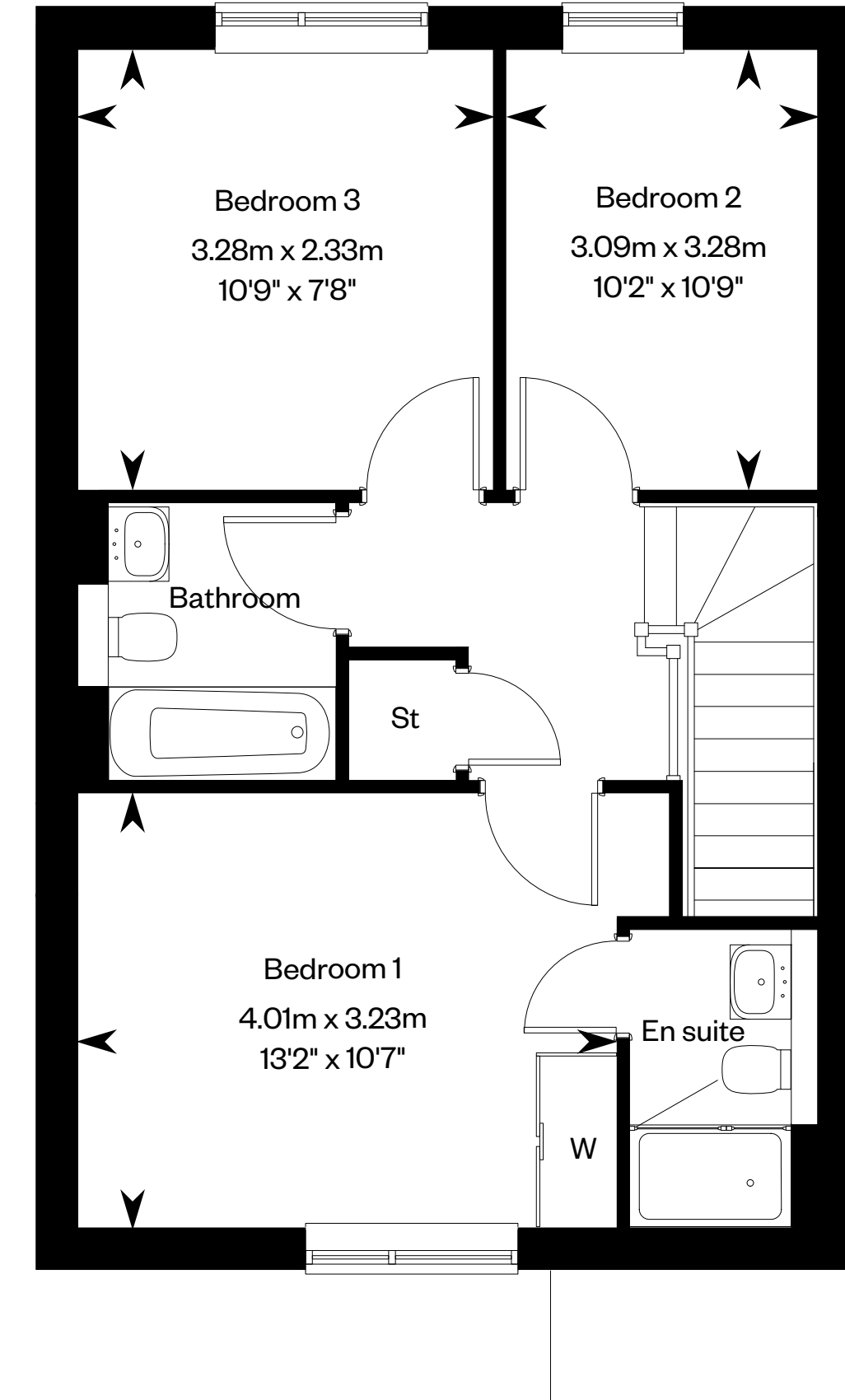
3 bedroom detached home

The Hankley

Plot 18 – as shown



Ground floor



First floor

Please ask your Sales Consultant for further details. St: Store cupboard. W: Wardrobe. Patio sizes are indicative.

IMPORTANT NOTICE TO CUSTOMERS: The Consumer Protection from Unfair Trading Regulations 2008. Cala Homes (South Home Counties) Limited operates a policy of continual product development and the specifications outlined in this brochure are indicative only. The computer generated images and photographs do not necessarily represent the actual finishings/elevation or treatments, landscaping, furnishings and fittings at this development. Information contained is accurate at date of publication on **XX**. See the main brochure for the full Consumer Protection statement. This is a Predicted Energy Assessment for properties that are incomplete. Once the property is completed, this rating will be updated and an official Energy Performance Certificate will be created for the property.



The Abbot

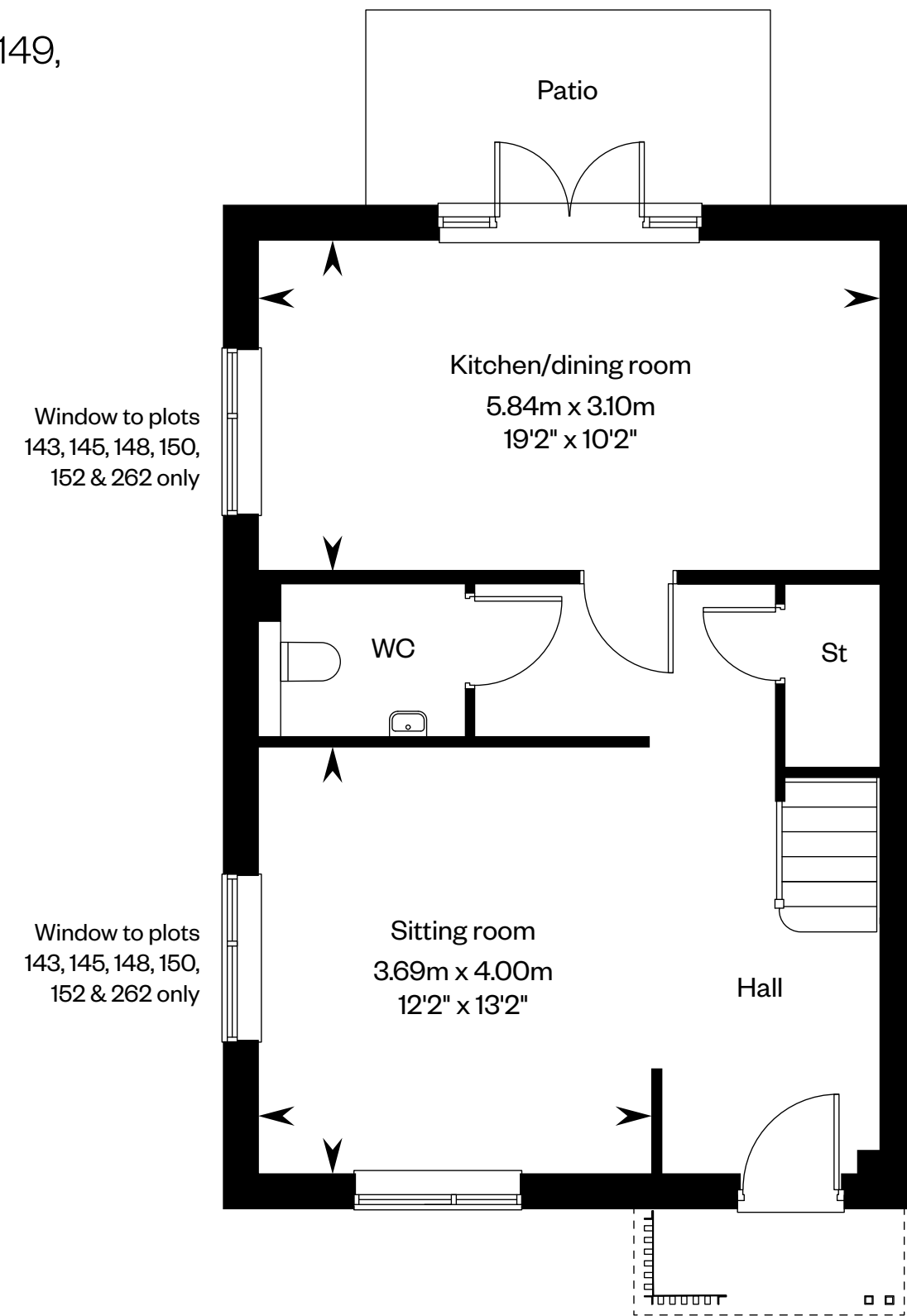
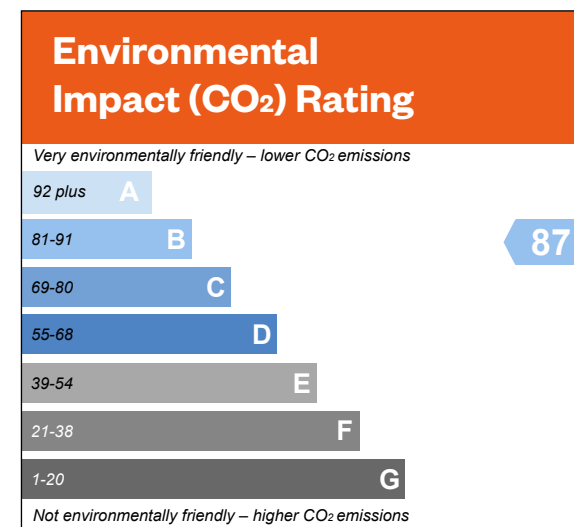
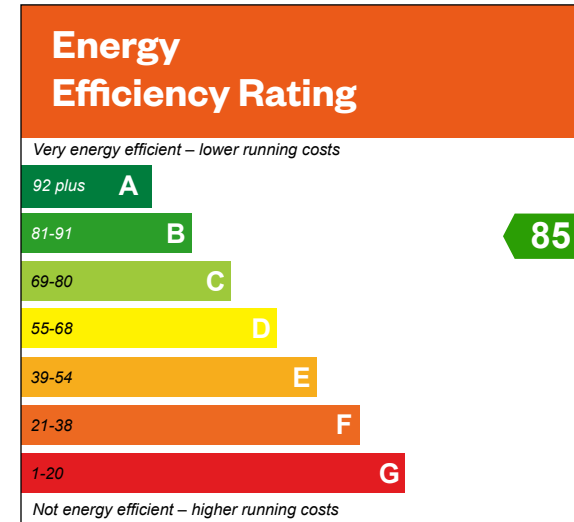
3 bedroom semi-detached
or detached home



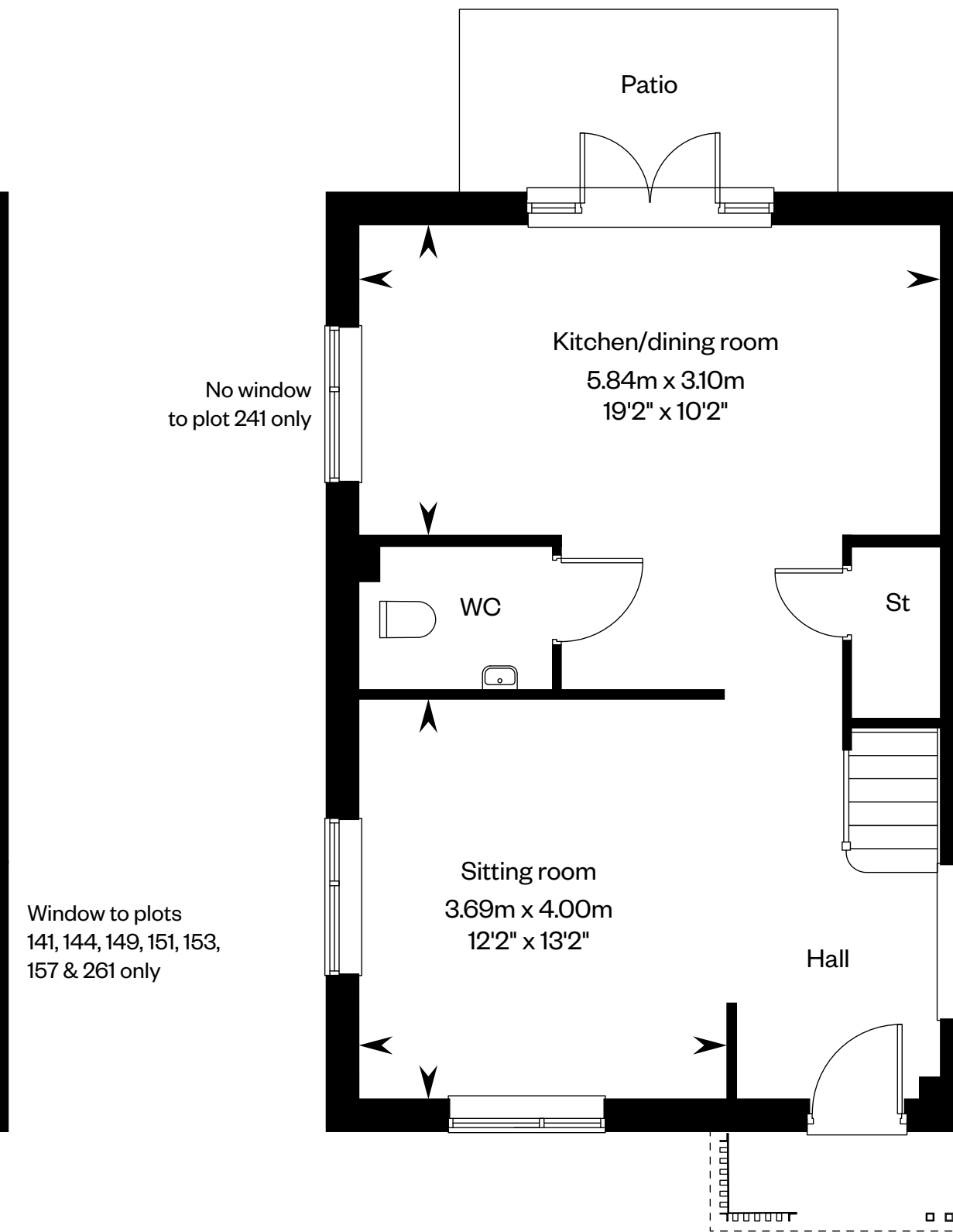
Computer generated image - The Abbot.

The Abbot

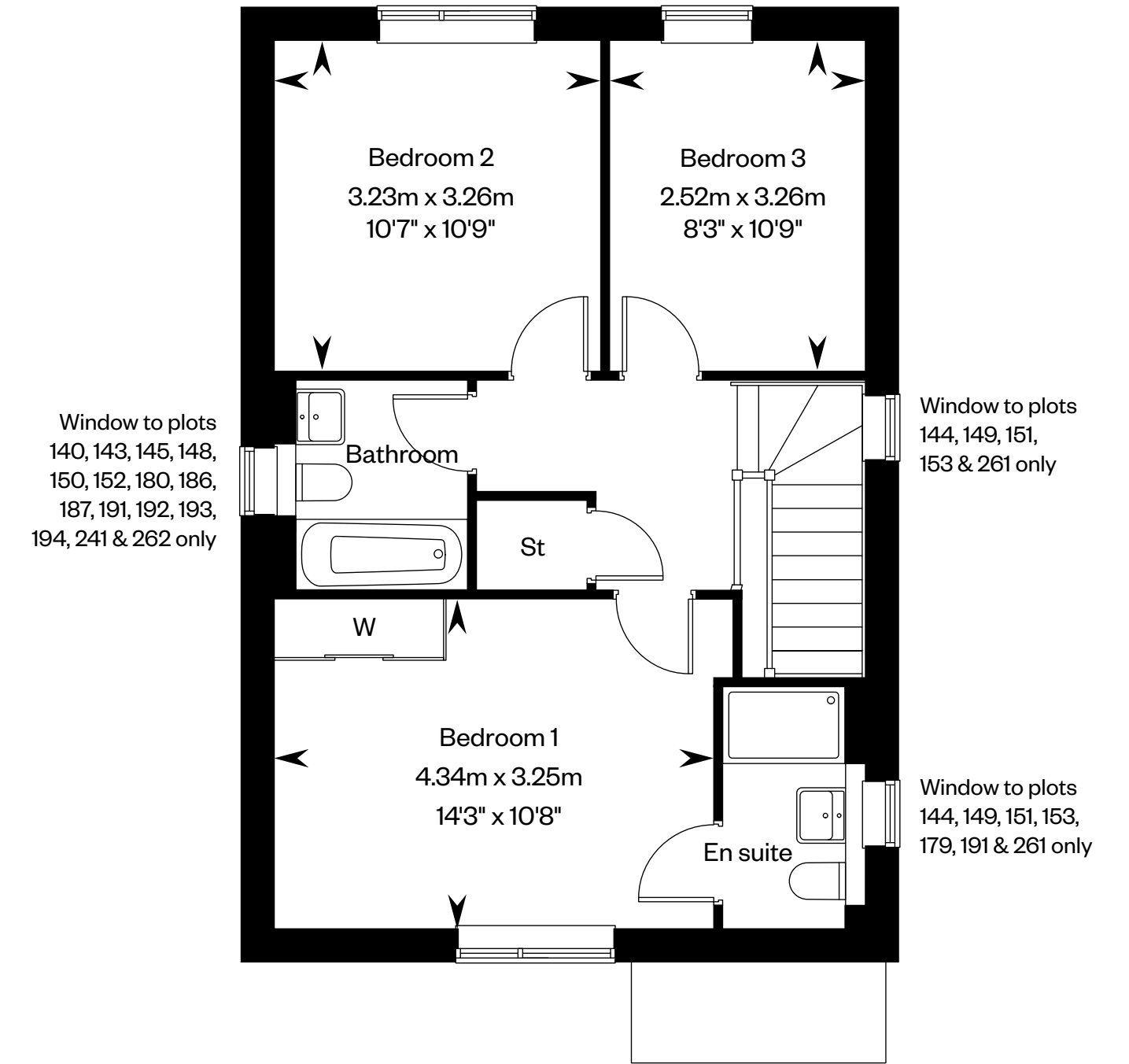
Plots 179, 180, 191, 192 & 193 – as shown
 Plots 140, 141, 143, 144, 145, 146, 147, 148, 149,
 150, 151, 152, 153, 157, 186, 187, 194, 241,
 261 & 262 – handed



Ground floor
 Plots 180, 140, 141, 143, 144, 145, 146, 147, 148, 149, 150,
 151, 152, 153, 157, 261 & 262 only



Ground floor
 Plots 179, 186, 187, 191, 192, 193, 194 & 241 only



First floor
 All plots

Please ask your Sales Consultant for further details. St: Store cupboard. W: Wardrobe. Patio sizes are indicative.

IMPORTANT NOTICE TO CUSTOMERS: The Consumer Protection from Unfair Trading Regulations 2008. Cala Homes (South Home Counties) Limited operates a policy of continual product development and the specifications outlined in this brochure are indicative only. The computer generated images and photographs do not necessarily represent the actual finishings/elevation or treatments, landscaping, furnishings and fittings at this development. Information contained is accurate at date of publication on **XX**. See the main brochure for the full Consumer Protection statement. This is a Predicted Energy Assessment for properties that are incomplete. Once the property is completed, this rating will be updated and an official Energy Performance Certificate will be created for the property.



The Thursley

3 bedroom semi-detached home

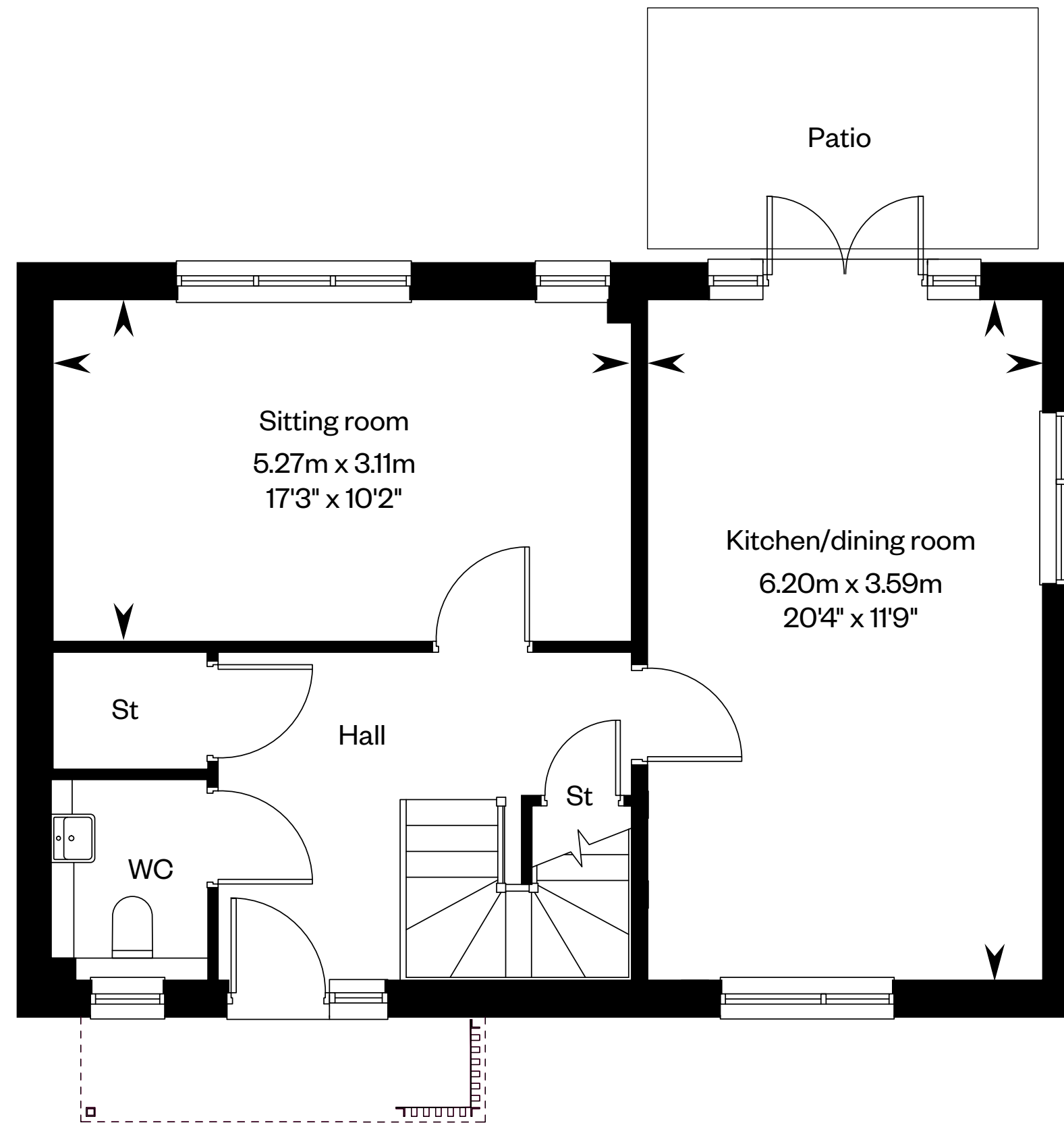
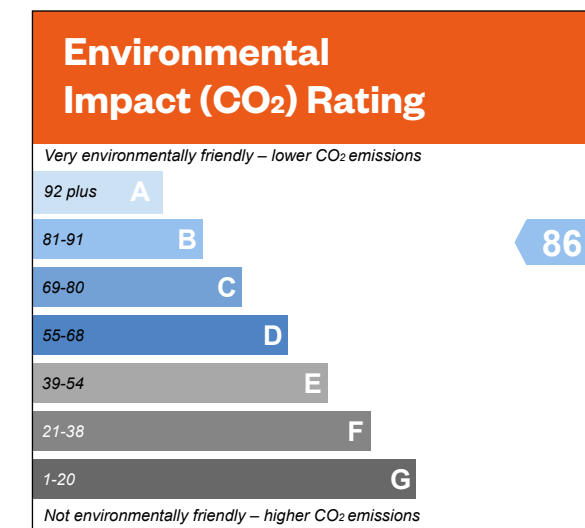
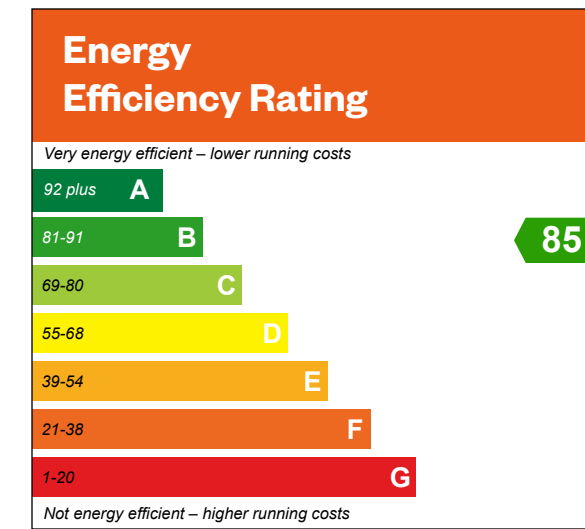


Computer generated image - The Thursley

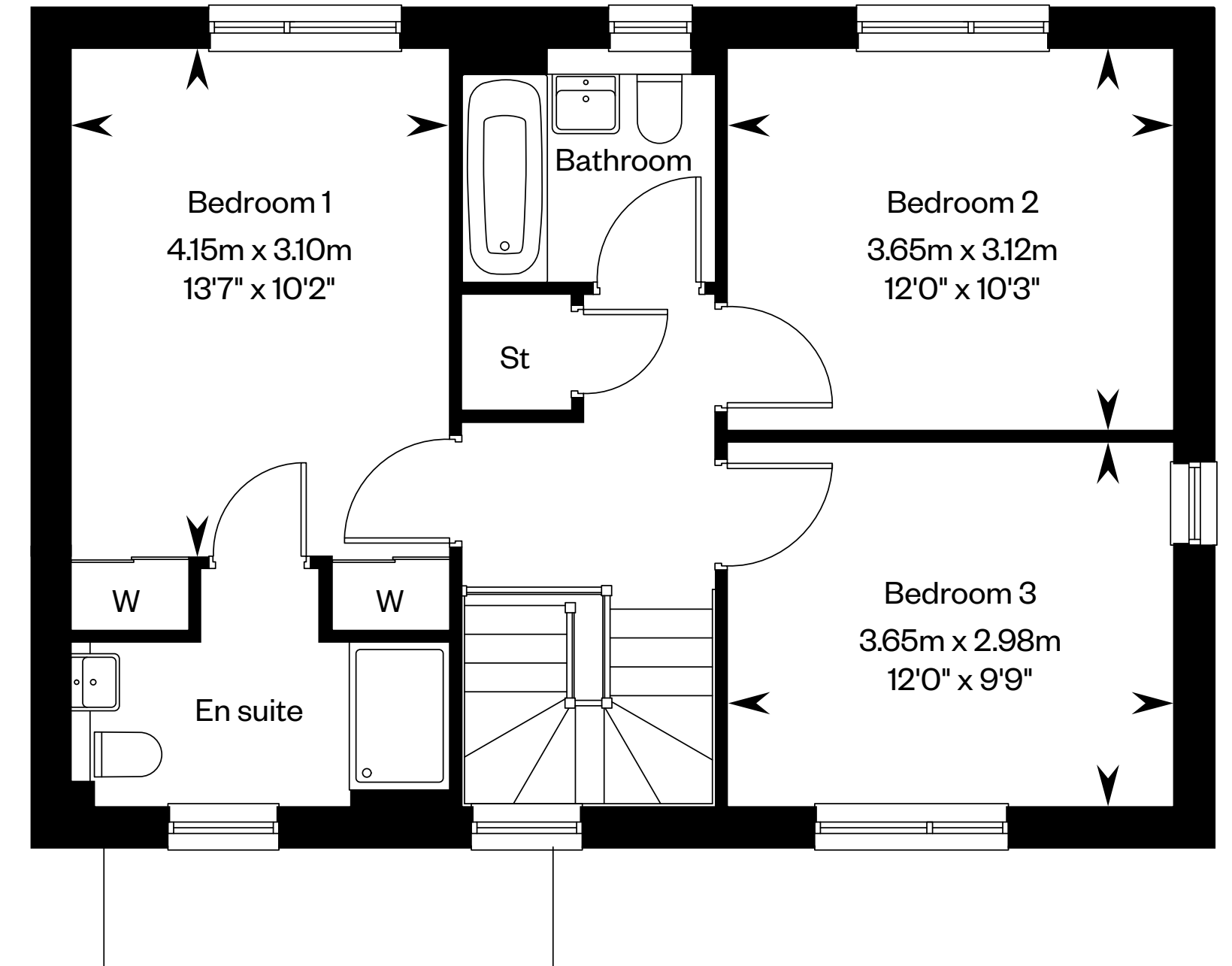
The Thursley

Plot 34 – as shown

Plot 58 – handed



Ground floor



First floor

Please ask your Sales Consultant for further details. St: Store cupboard. W: Wardrobe. Patio sizes are indicative. *Washing machine located in WC.

IMPORTANT NOTICE TO CUSTOMERS: The Consumer Protection from Unfair Trading Regulations 2008. Cala Homes (South Home Counties) Limited operates a policy of continual product development and the specifications outlined in this brochure are indicative only. The computer generated images and photographs do not necessarily represent the actual finishings/ elevation or treatments, landscaping, furnishings and fittings at this development. Information contained is accurate at date of publication on XX. See the main brochure for the full Consumer Protection statement. This is a Predicted Energy Assessment for properties that are incomplete. Once the property is completed, this rating will be updated and an official Energy Performance Certificate will be created for the property.



The Tunsgate

3 bedroom semi-detached
or detached home

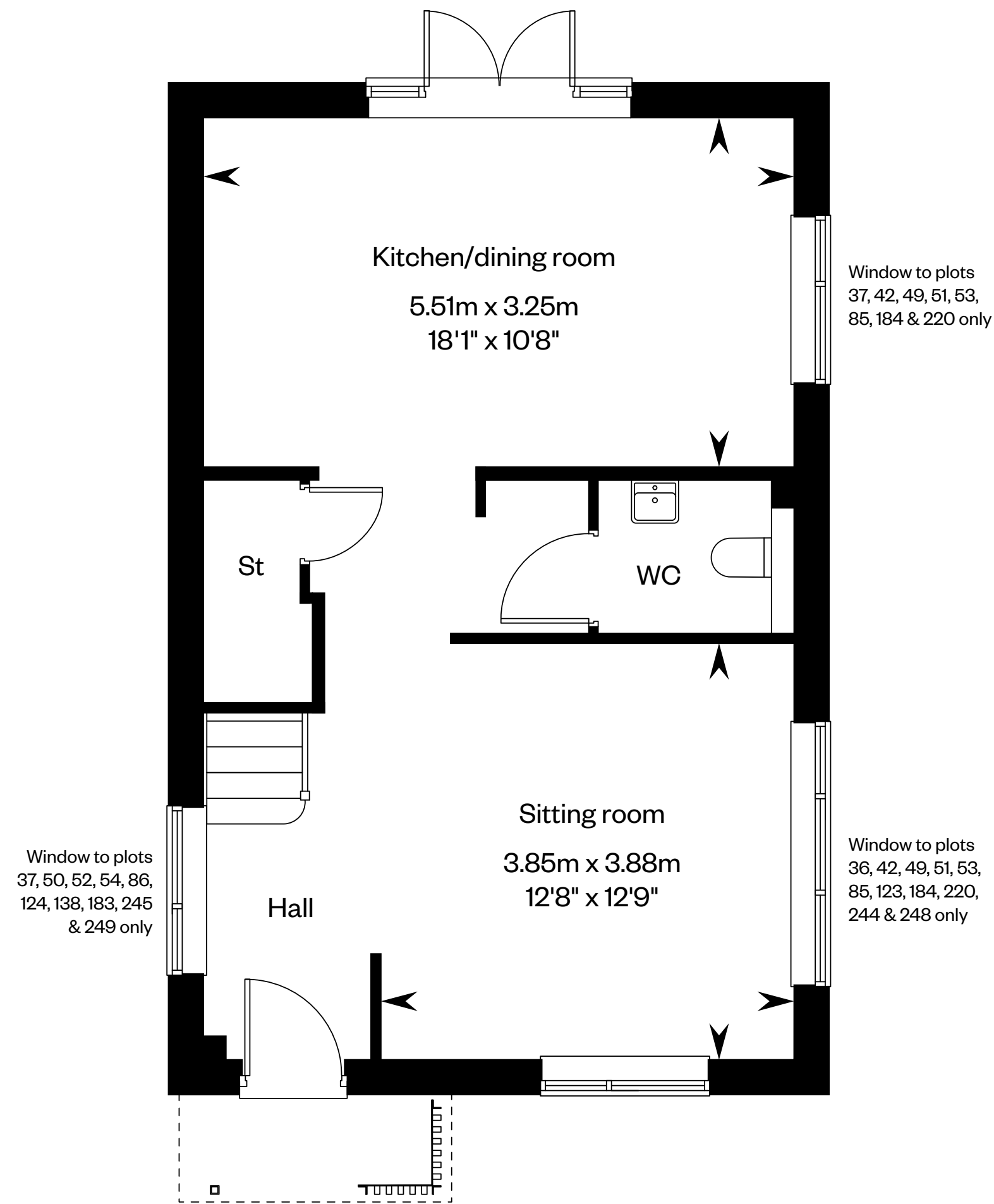
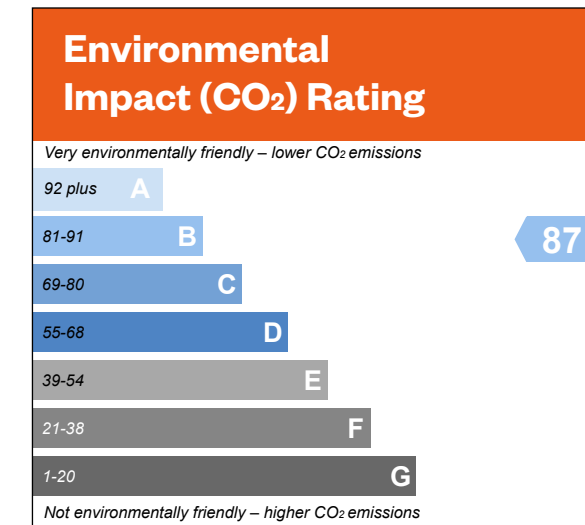
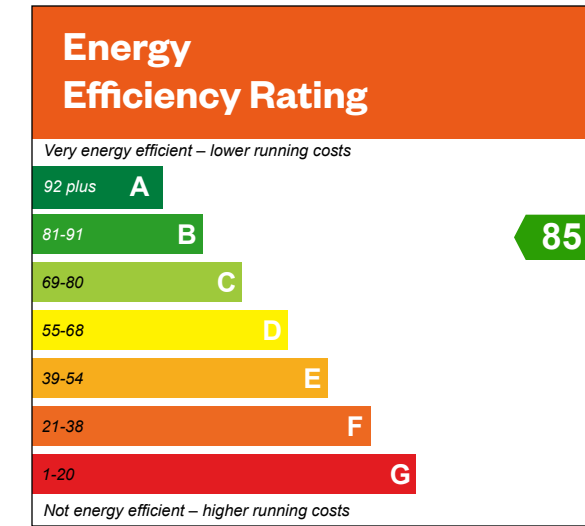


Computer generated image - The Tunsgate

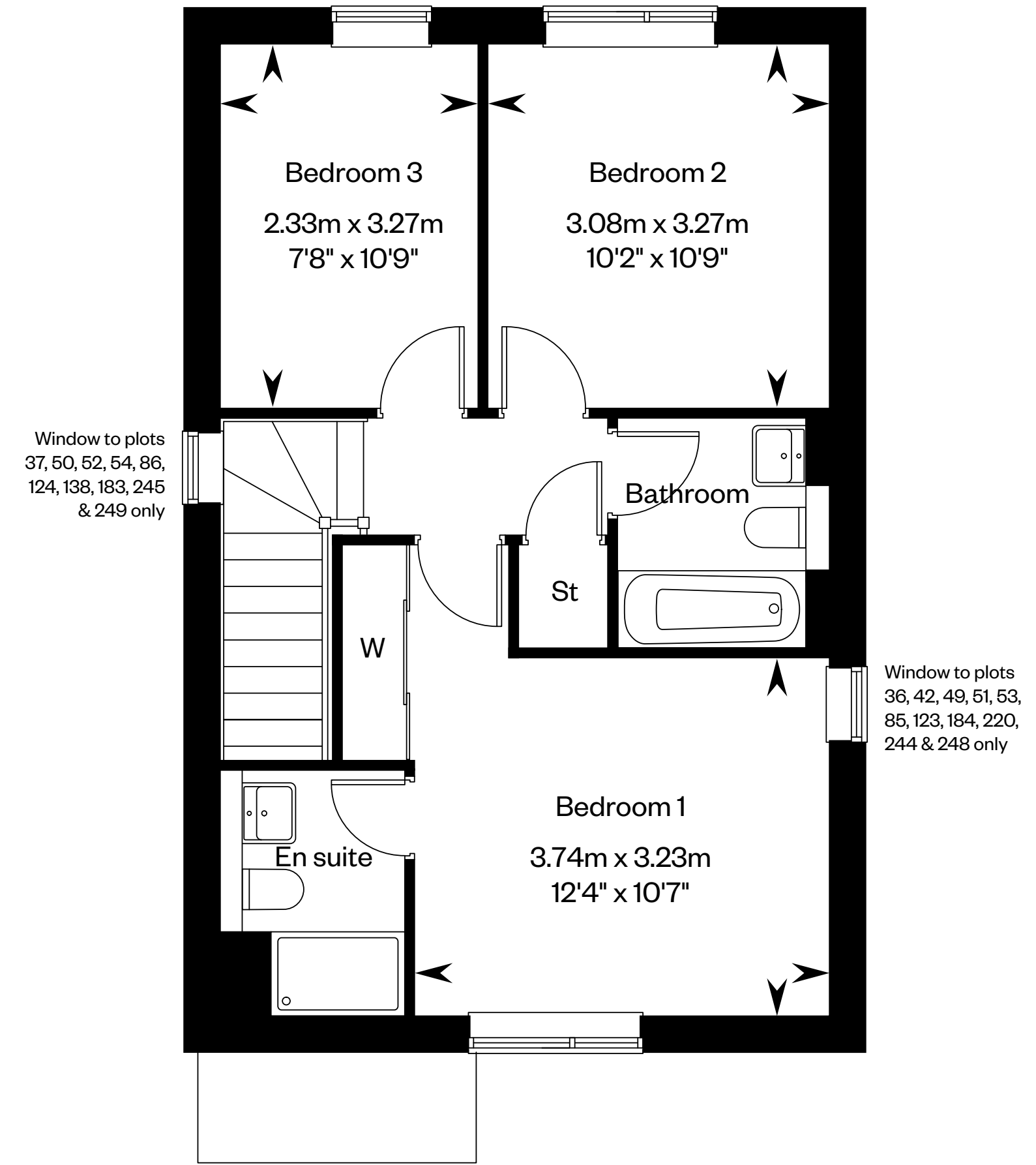
The Tunsgate

Plots 36, 37, 49, 50, 51, 52, 53, 54, 85, 86,
123, 124, 138, 220, 244, 245, 248 & 249 – as shown

Plots 42, 183 & 184 – handed



Ground floor



First floor

Please ask your Sales Consultant for further details. St: Store cupboard. W: Wardrobe. Patio sizes are indicative. *Washing machine located in WC.

IMPORTANT NOTICE TO CUSTOMERS: The Consumer Protection from Unfair Trading Regulations 2008. Cala Homes (South Home Counties) Limited operates a policy of continual product development and the specifications outlined in this brochure are indicative only. The computer generated images and photographs do not necessarily represent the actual finishings/elevation or treatments, landscaping, furnishings and fittings at this development. Information contained is accurate at date of publication on **XX**. See the main brochure for the full Consumer Protection statement. This is a Predicted Energy Assessment for properties that are incomplete. Once the property is completed, this rating will be updated and an official Energy Performance Certificate will be created for the property.



The Westbrook

3 bedroom semi-detached
or detached home

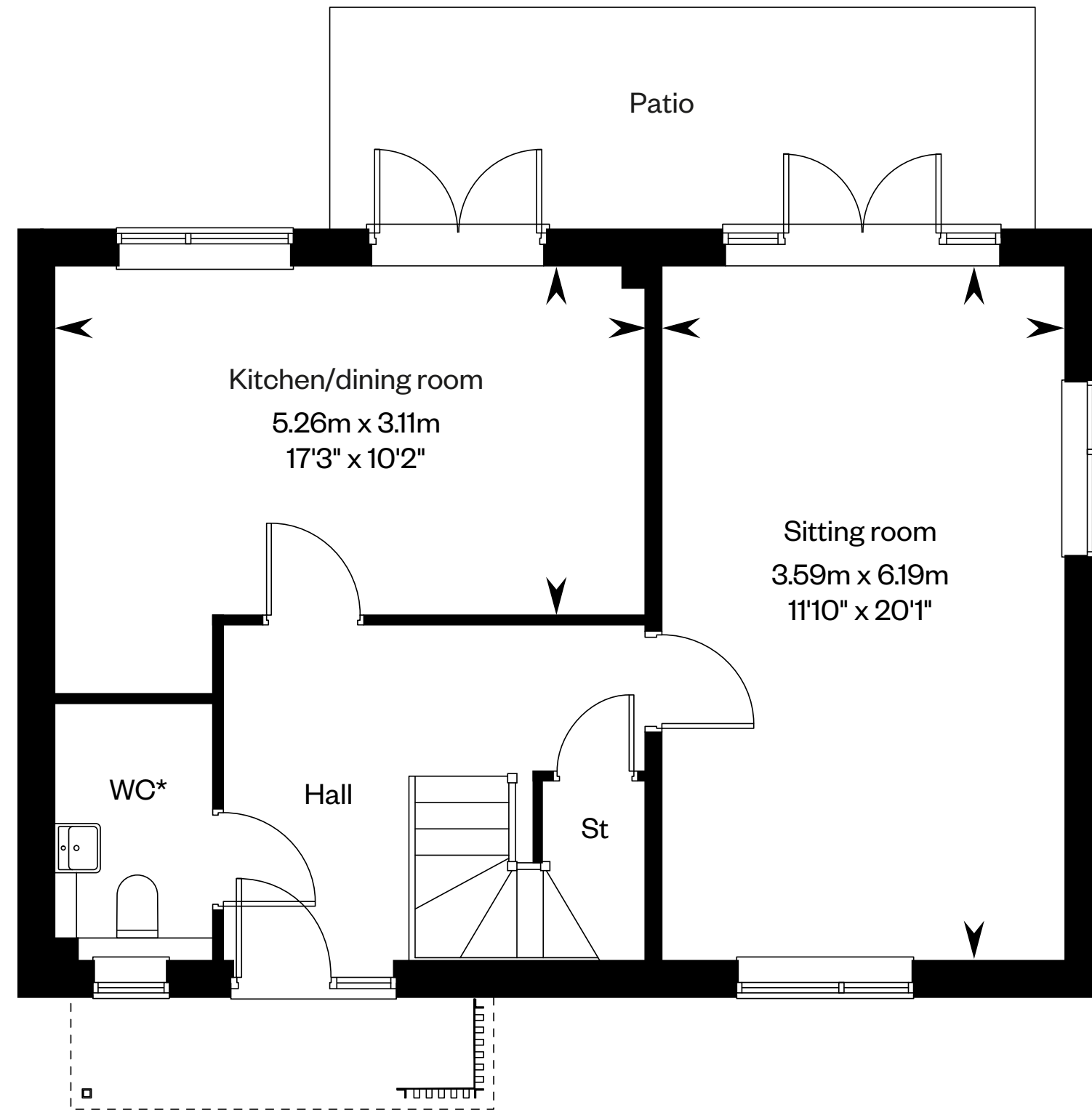
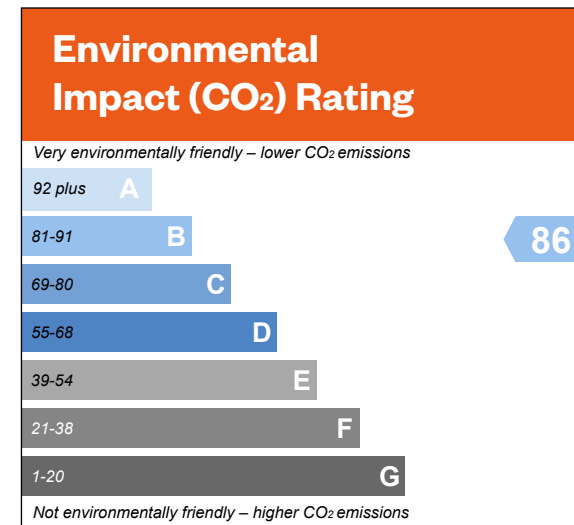
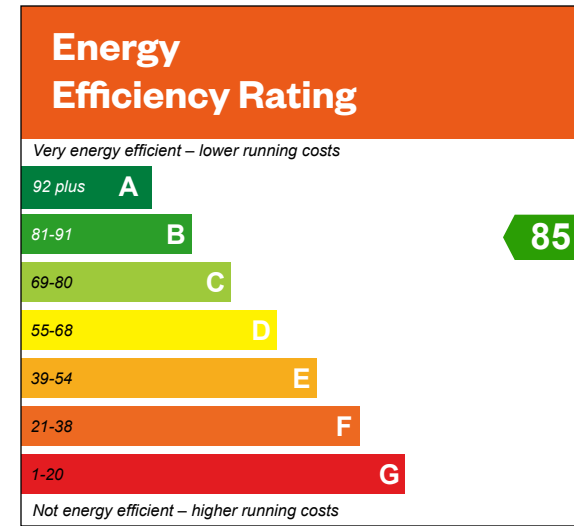


Computer generated image - The Westbrook

The Westbrook

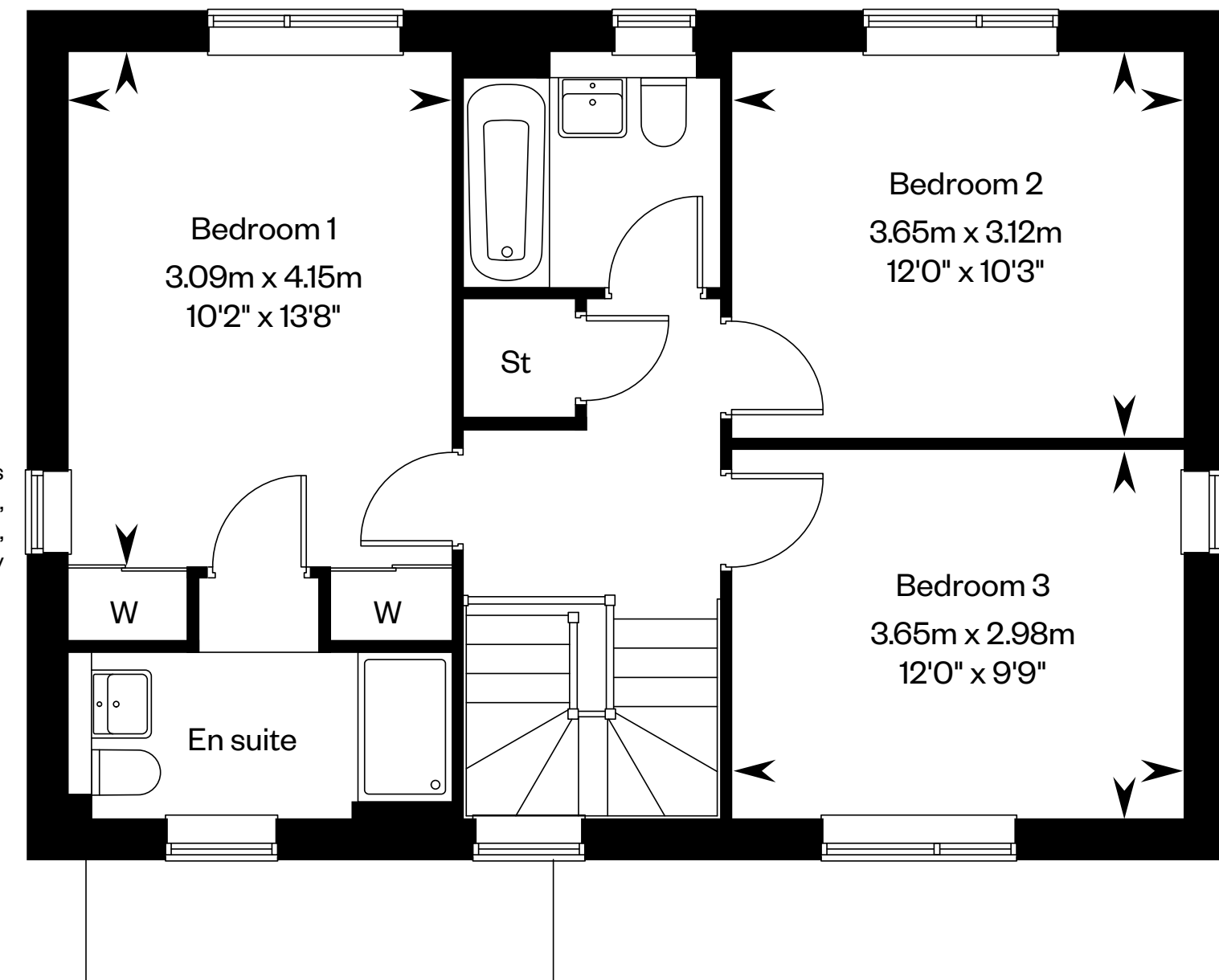
Plots 127, 189, 195, 216, 223, 224, 251 & 252 – as shown

Plots 105, 158, 159, 210 & 260 – handed



Window to plots
158, 159,
195, 223,
224 & 252 only

Ground floor



Window to plots
158, 159, 195,
216, 223,
224 & 252 only

Window to plots
127, 158, 159,
195, 210, 223,
224, 252 & 260 only

Plots 158
& 159 only

First floor

Please ask your Sales Consultant for further details. St: Store cupboard. W: Wardrobe. Patio sizes are indicative. *Washing machine located in WC.

IMPORTANT NOTICE TO CUSTOMERS: The Consumer Protection from Unfair Trading Regulations 2008. Cala Homes (South Home Counties) Limited operates a policy of continual product development and the specifications outlined in this brochure are indicative only. The computer generated images and photographs do not necessarily represent the actual finishings/ elevation or treatments, landscaping, furnishings and fittings at this development. Information contained is accurate at date of publication on **XX**. See the main brochure for the full Consumer Protection statement. This is a Predicted Energy Assessment for properties that are incomplete. Once the property is completed, this rating will be updated and an official Energy Performance Certificate will be created for the property.



The Witley

3 bedroom semi-detached
or detached home

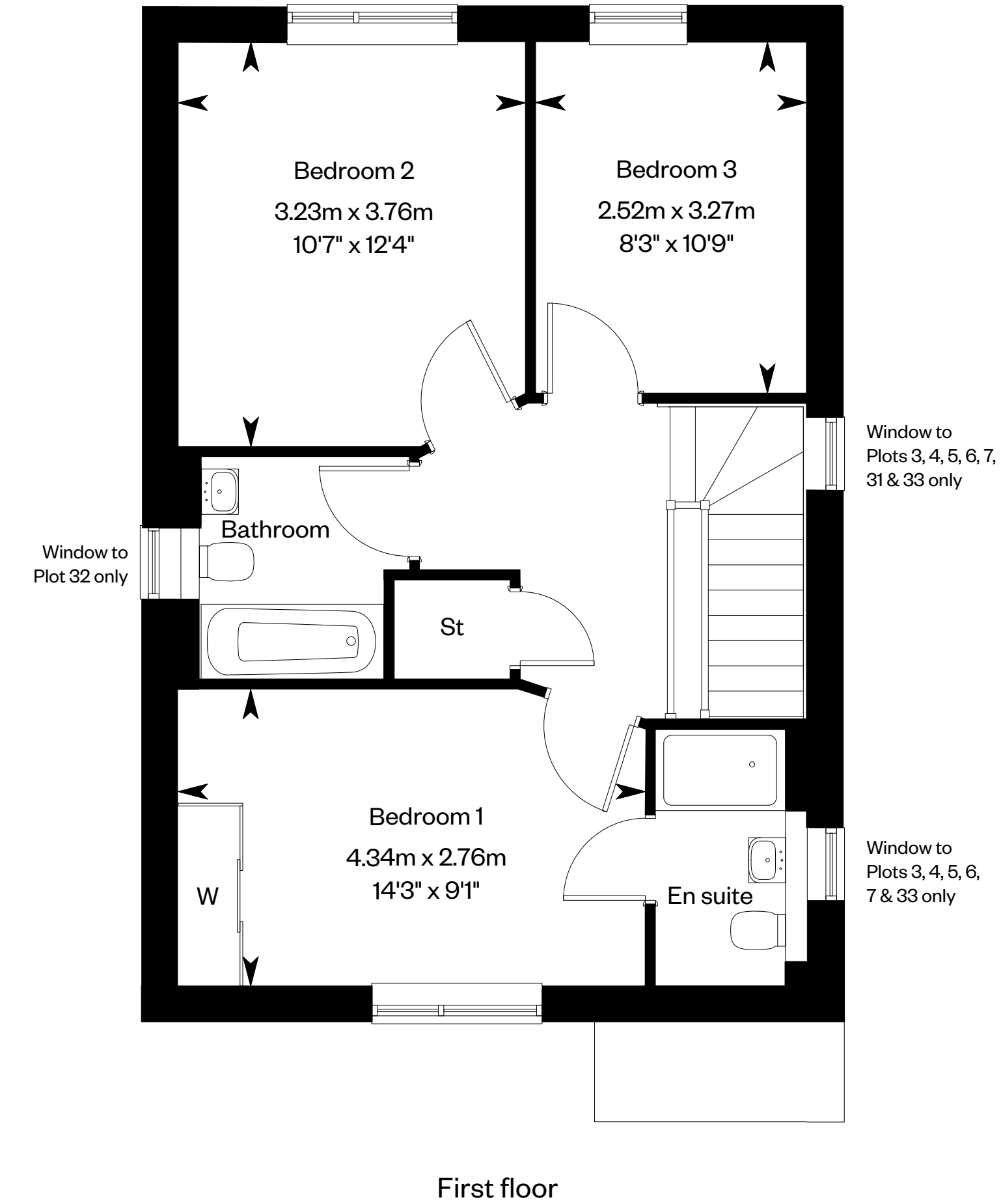
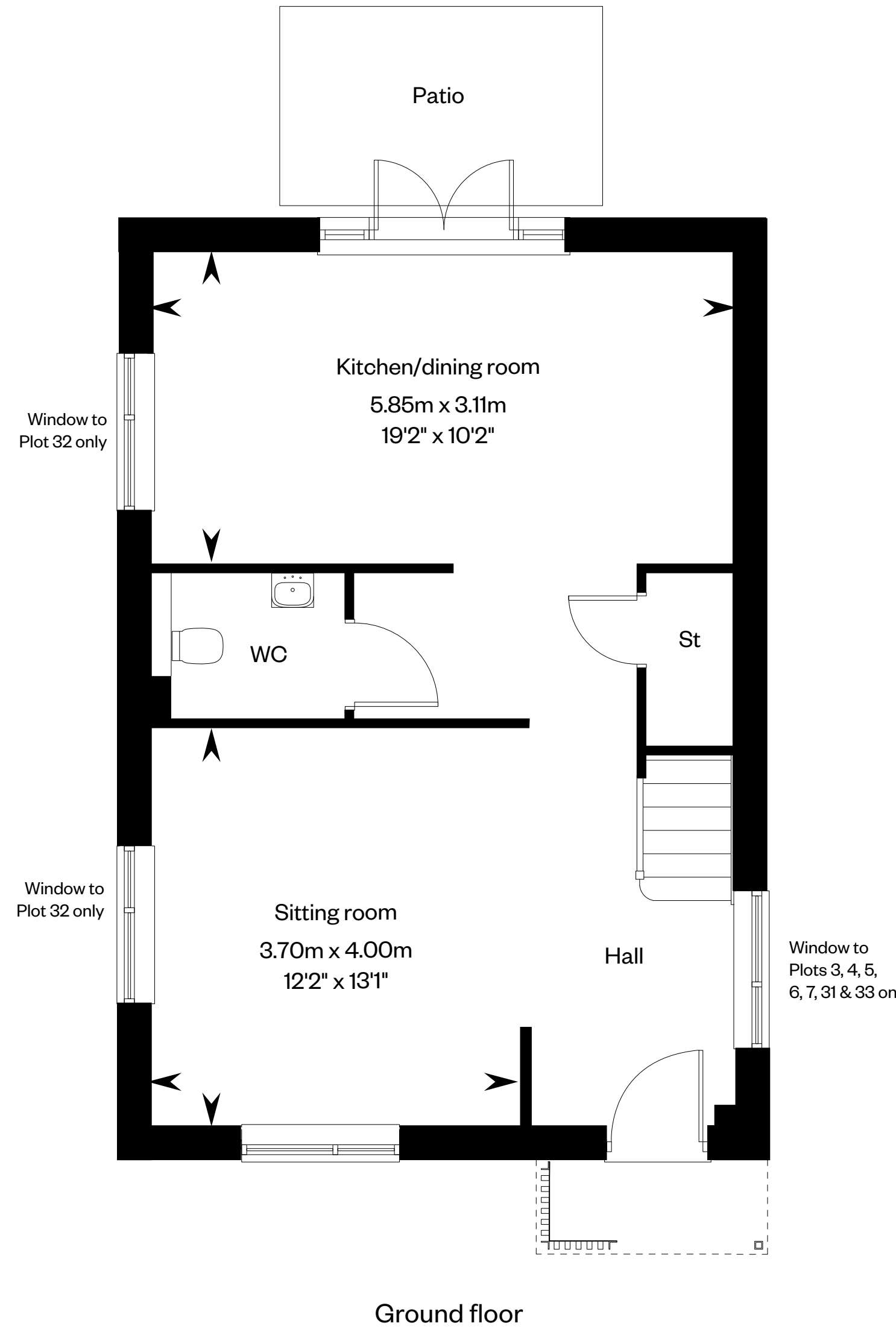
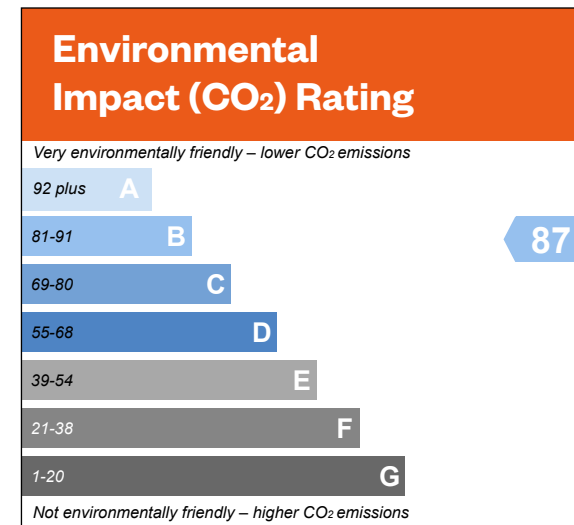
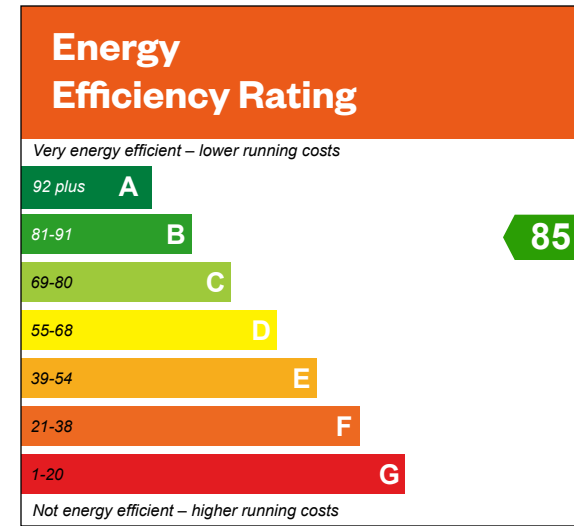


Computer generated image - The Witley

The Witley

Plots 3, 4, 5, 6 & 7 – as shown

Plots 31, 32 & 33 – handed



Please ask your Sales Consultant for further details. St: Store cupboard. W: Wardrobe. Patio sizes are indicative.

IMPORTANT NOTICE TO CUSTOMERS: The Consumer Protection from Unfair Trading Regulations 2008. Cala Homes (South Home Counties) Limited operates a policy of continual product development and the specifications outlined in this brochure are indicative only. The computer generated images and photographs do not necessarily represent the actual finishings/elevation or treatments, landscaping, furnishings and fittings at this development. Information contained is accurate at date of publication on **XX**. See the main brochure for the full Consumer Protection statement. This is a Predicted Energy Assessment for properties that are incomplete. Once the property is completed, this rating will be updated and an official Energy Performance Certificate will be created for the property.



The Busbridge

3 bedroom semi-detached home

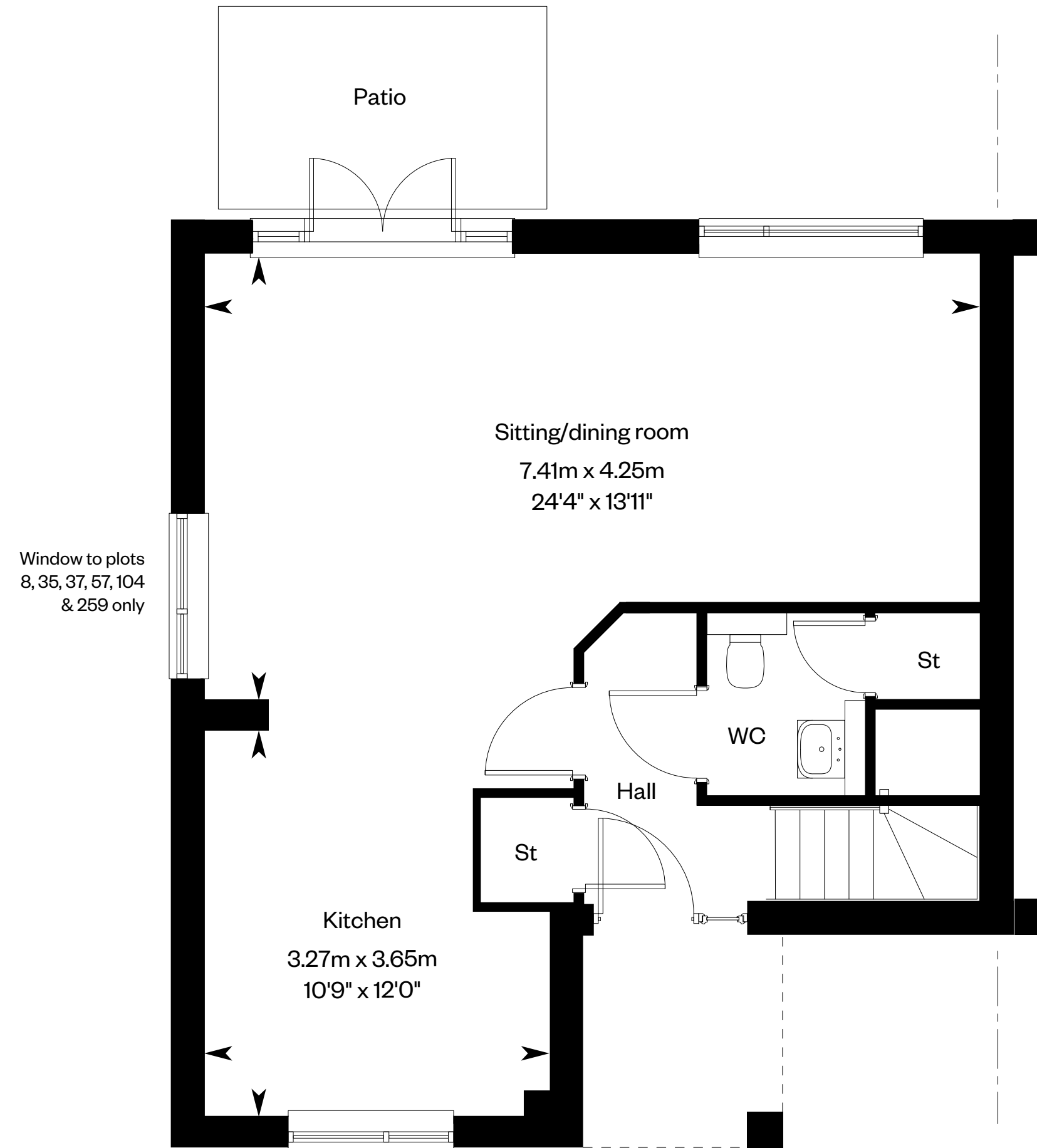
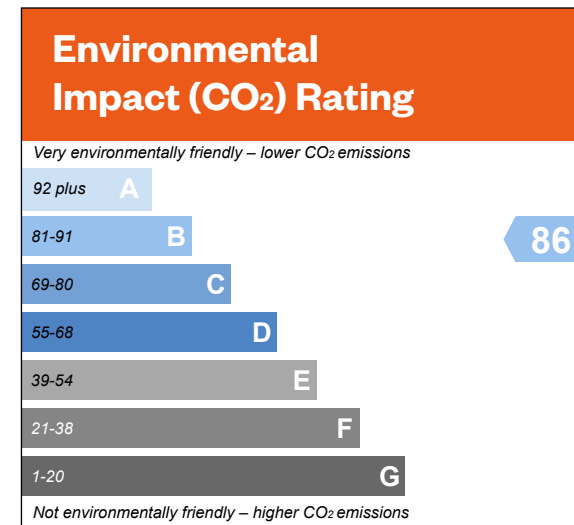
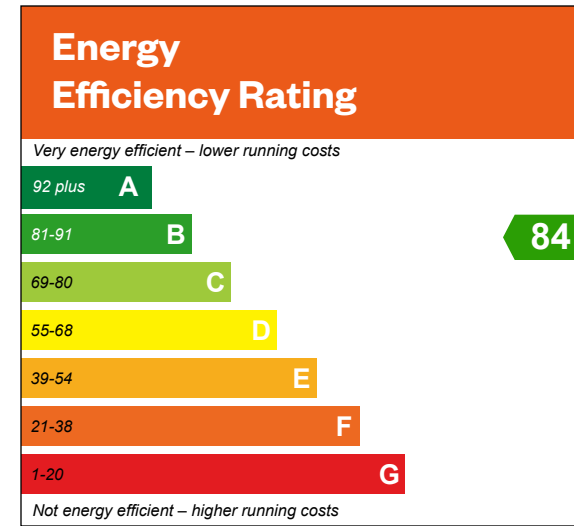


Computer generated image - The Busbridge

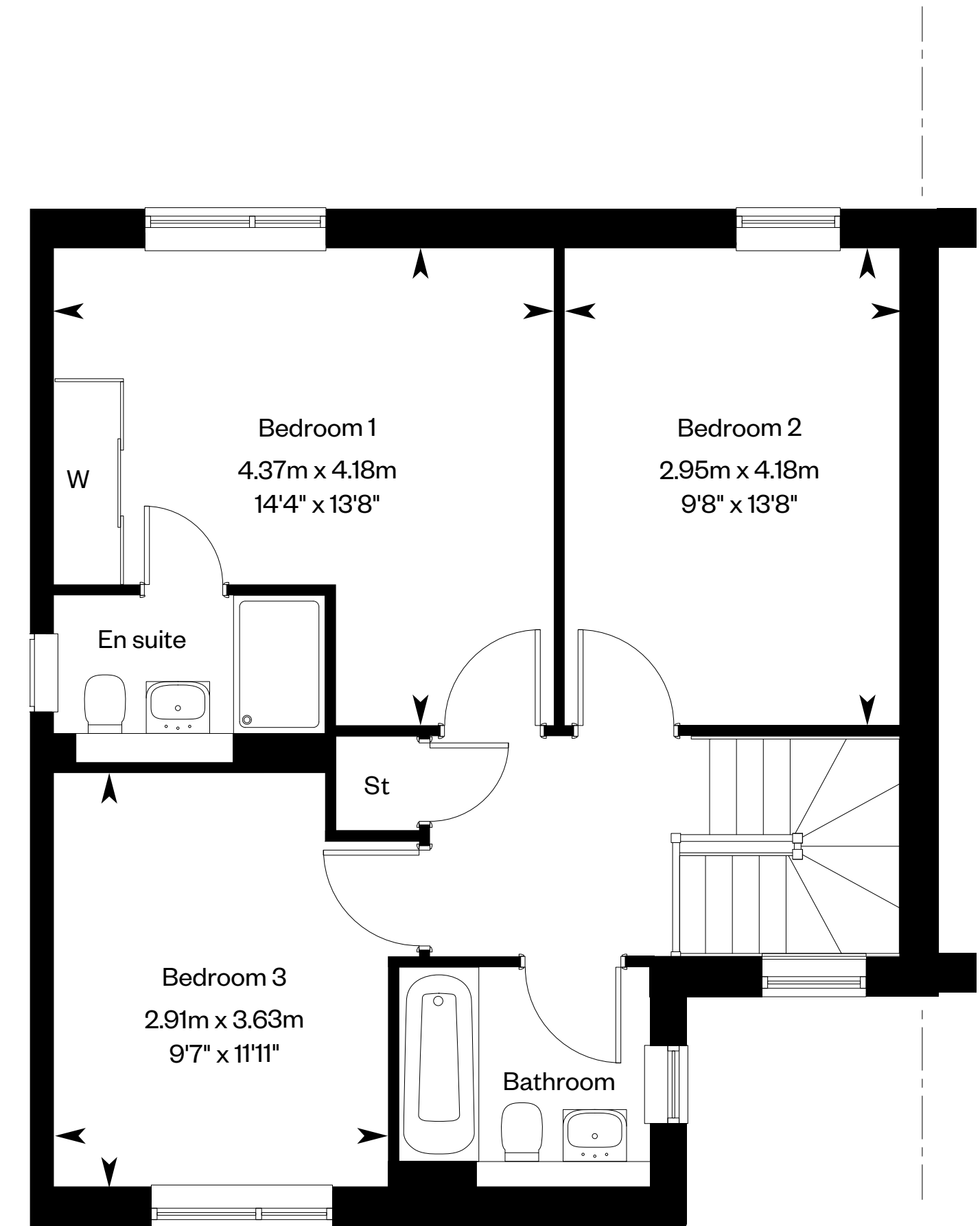
The Busbridge

Plots 8, 35 & 128 – as shown

Plots 30, 57, 104, 137, 209 & 259 – handed



Ground floor



First floor

Please ask your Sales Consultant for further details. St: Store cupboard. W: Wardrobe. Patio sizes are indicative. *Washing machine located in WC.

IMPORTANT NOTICE TO CUSTOMERS: The Consumer Protection from Unfair Trading Regulations 2008. Cala Homes (South Home Counties) Limited operates a policy of continual product development and the specifications outlined in this brochure are indicative only. The computer generated images and photographs do not necessarily represent the actual finishings/elevation or treatments, landscaping, furnishings and fittings at this development. Information contained is accurate at date of publication on **XX**. See the main brochure for the full Consumer Protection statement. This is a Predicted Energy Assessment for properties that are incomplete. Once the property is completed, this rating will be updated and an official Energy Performance Certificate will be created for the property.



The Munstead

3 bedroom semi-detached home

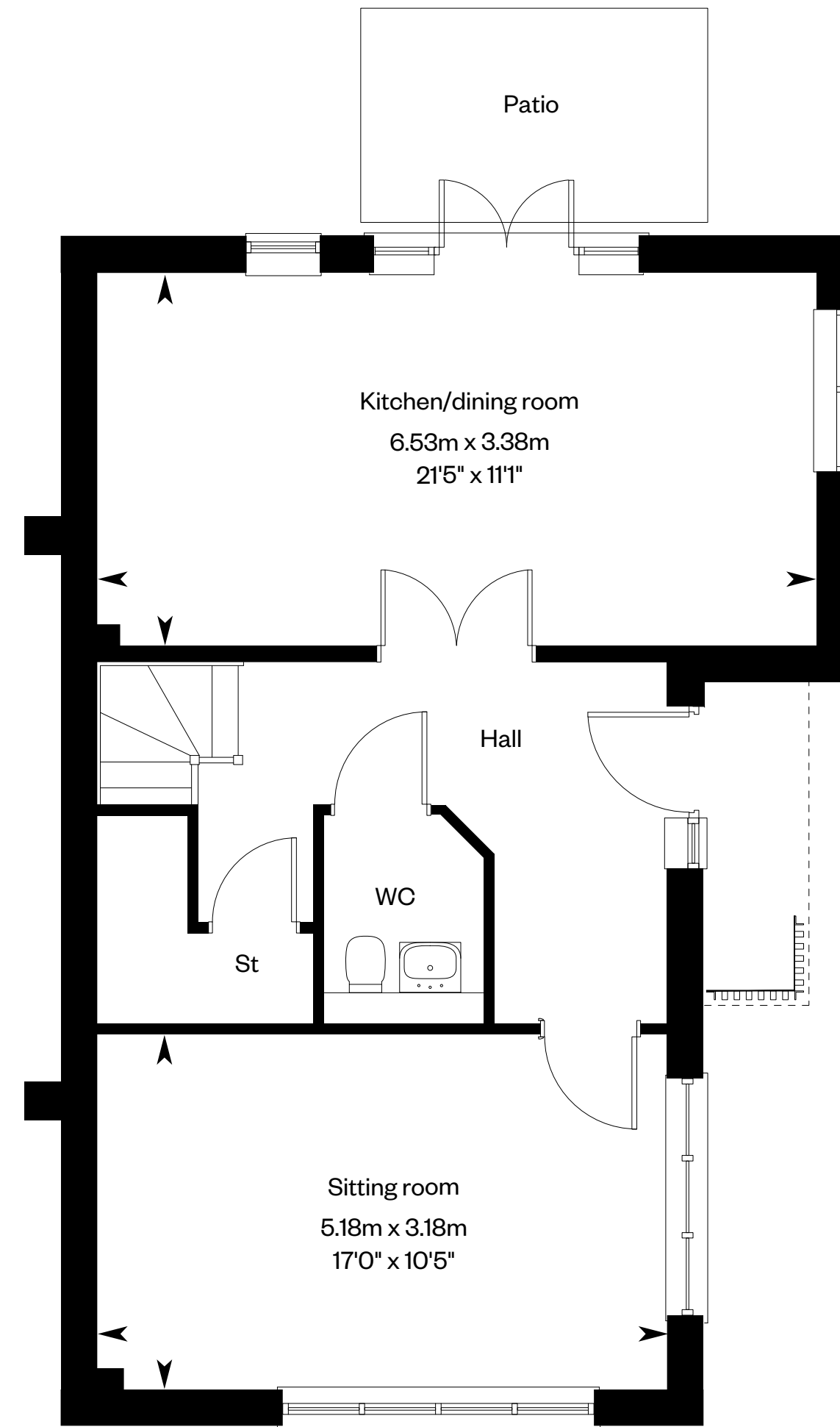
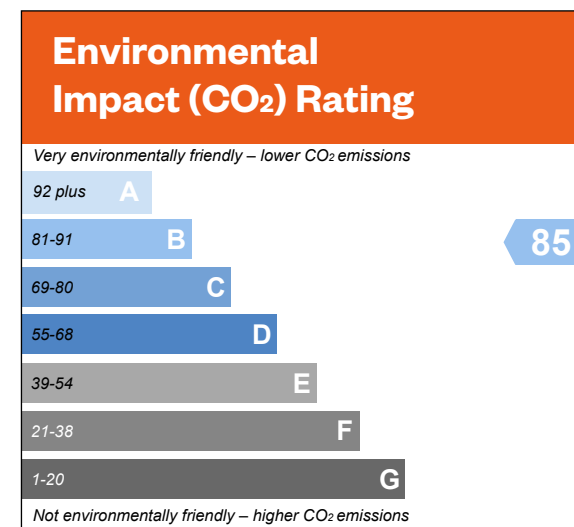
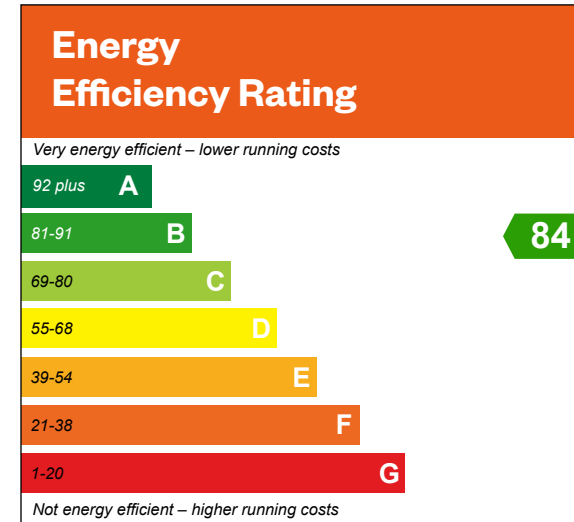


Computer generated image - The Munstead

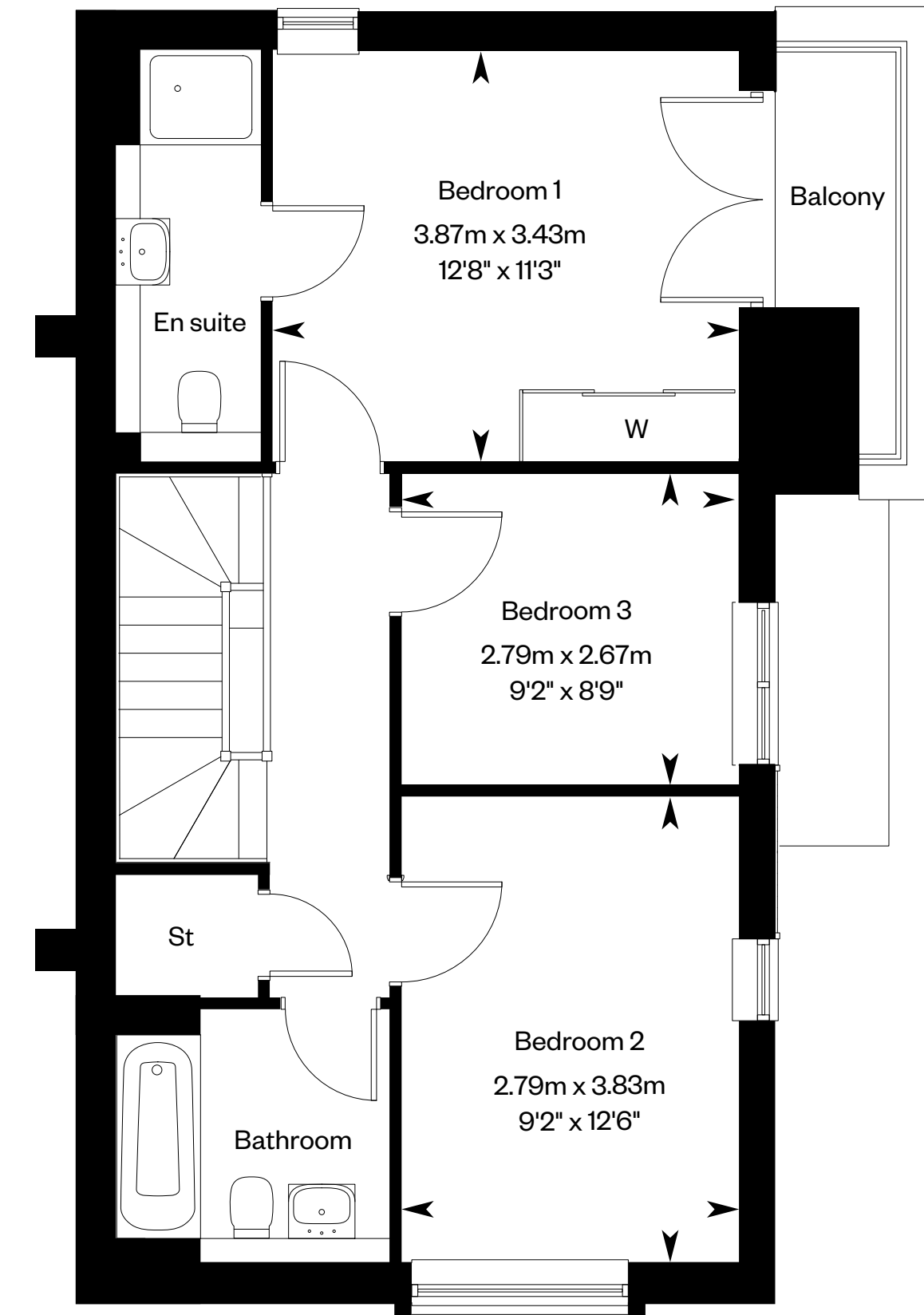
The Munstead

Plot 1 – as shown

Plot 177 – handed



Ground floor



First floor

Please ask your Sales Consultant for further details. St: Store cupboard. W: Wardrobe. Patio sizes are indicative.

IMPORTANT NOTICE TO CUSTOMERS: The Consumer Protection from Unfair Trading Regulations 2008. Cala Homes (South Home Counties) Limited operates a policy of continual product development and the specifications outlined in this brochure are indicative only. The computer generated images and photographs do not necessarily represent the actual finishings/elevation or treatments, landscaping, furnishings and fittings at this development. Information contained is accurate at date of publication on 07.02.23. See the main brochure for the full Consumer Protection statement. This is a Predicted Energy Assessment for properties that are incomplete. Once the property is completed, this rating will be updated and an official Energy Performance Certificate will be created for the property.



The Silkmill

3 bedroom semi-detached home

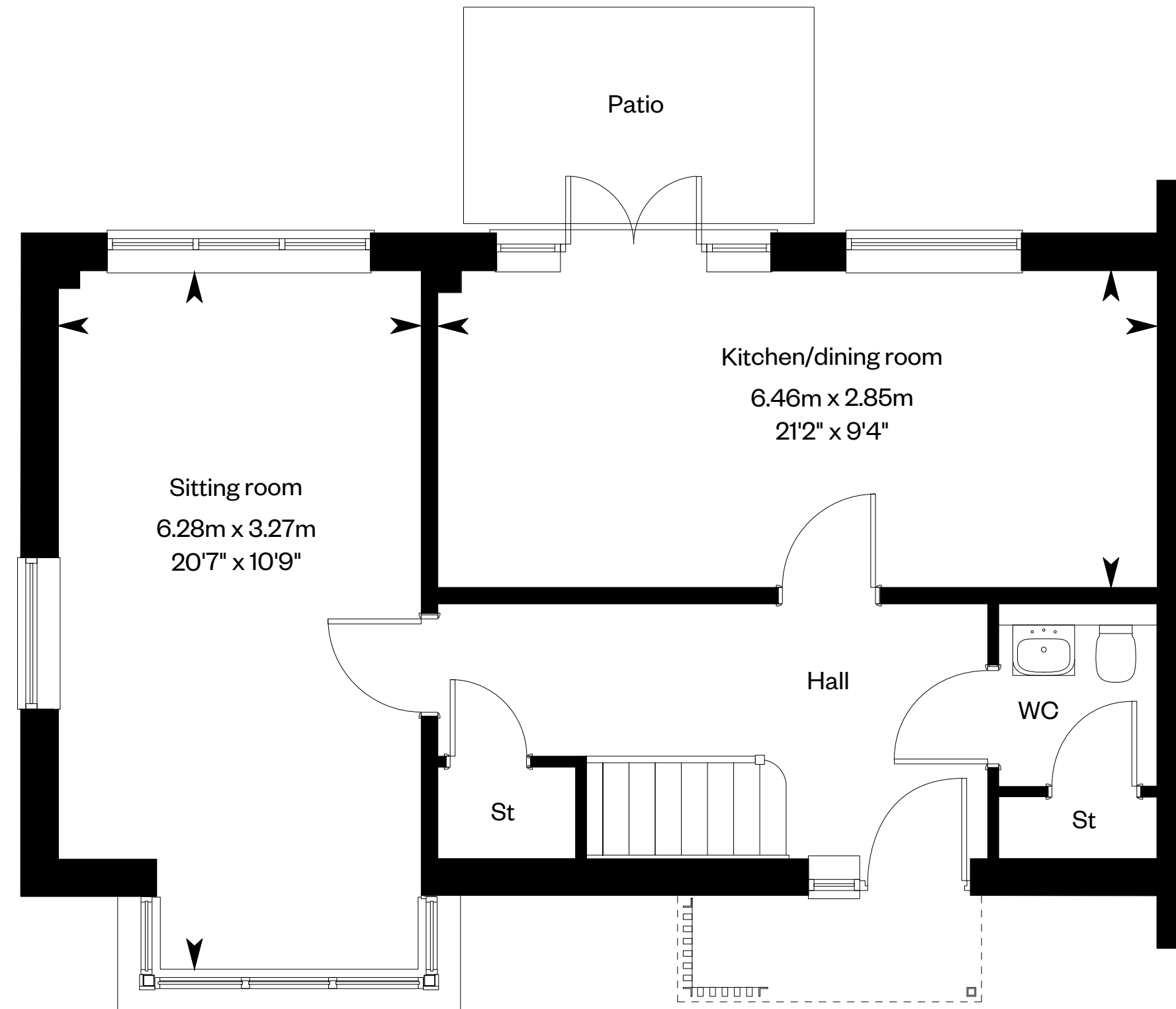
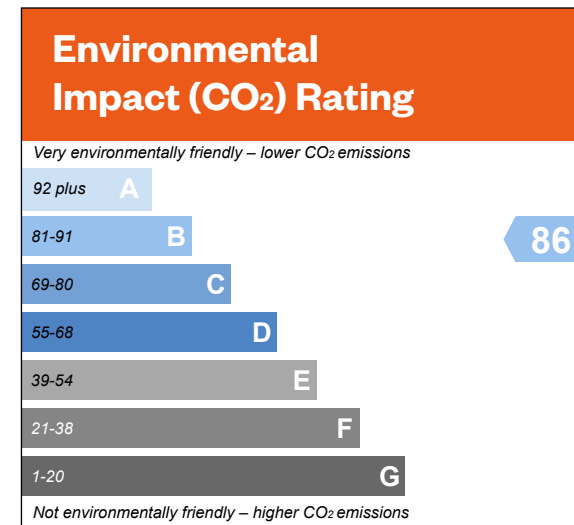
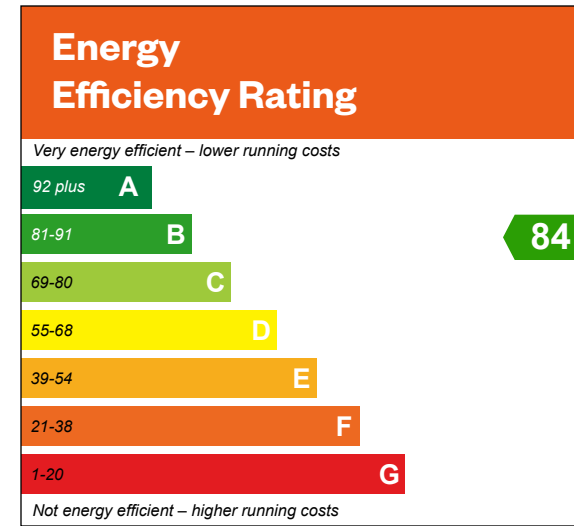


Computer generated image - The Silkmill

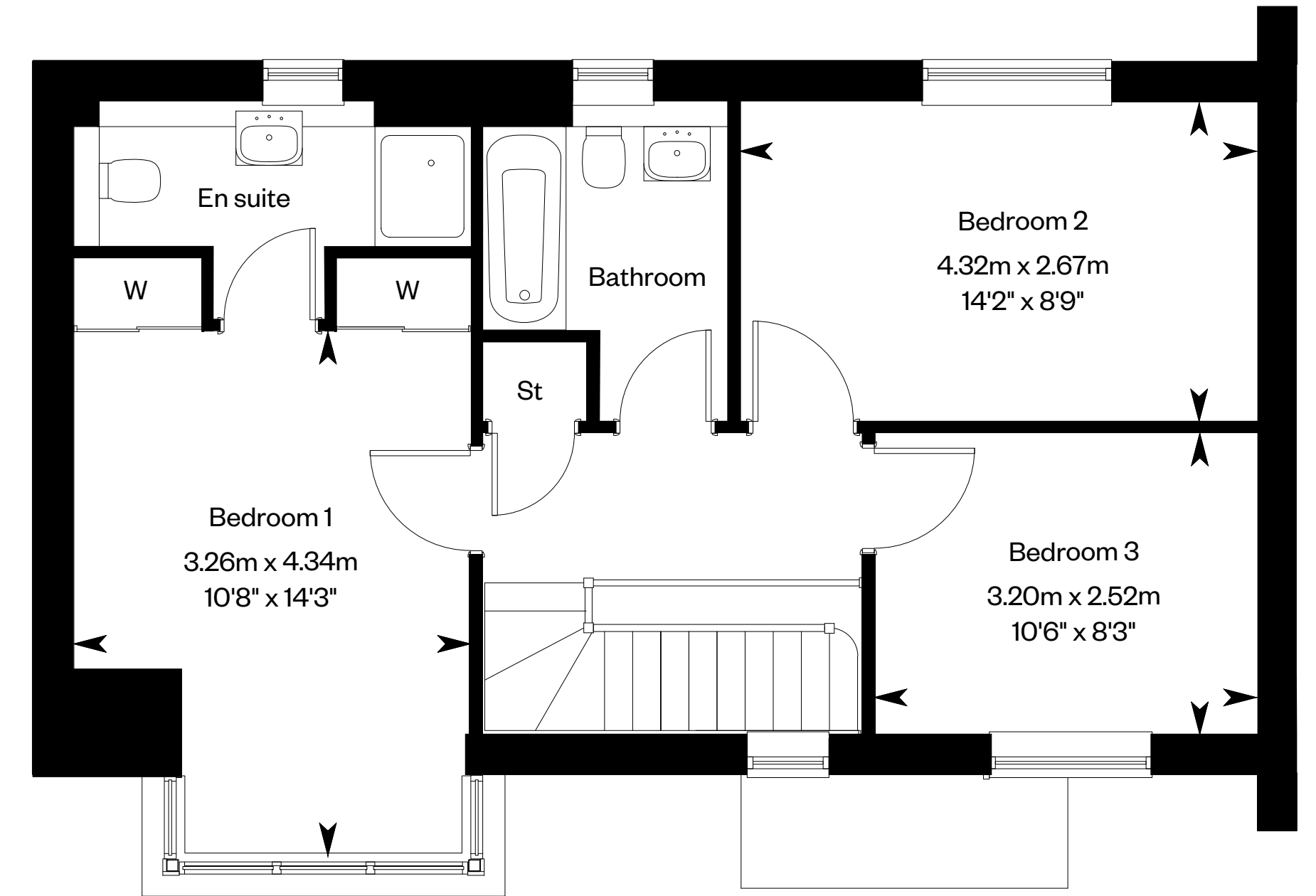
The Silkmill

Plot 2 – as shown

Plot 176 – handed



Ground floor



First floor

Please ask your Sales Consultant for further details. St: Store cupboard. W: Wardrobe. Patio sizes are indicative. *Washing machine located in WC.

IMPORTANT NOTICE TO CUSTOMERS: The Consumer Protection from Unfair Trading Regulations 2008. Cala Homes (South Home Counties) Limited operates a policy of continual product development and the specifications outlined in this brochure are indicative only. The computer generated images and photographs do not necessarily represent the actual finishings/ elevation or treatments, landscaping, furnishings and fittings at this development. Information contained is accurate at date of publication on **XX**. See the main brochure for the full Consumer Protection statement. This is a Predicted Energy Assessment for properties that are incomplete. Once the property is completed, this rating will be updated and an official Energy Performance Certificate will be created for the property.



The Wey

2 bedroom terraced, semi-detached or detached home

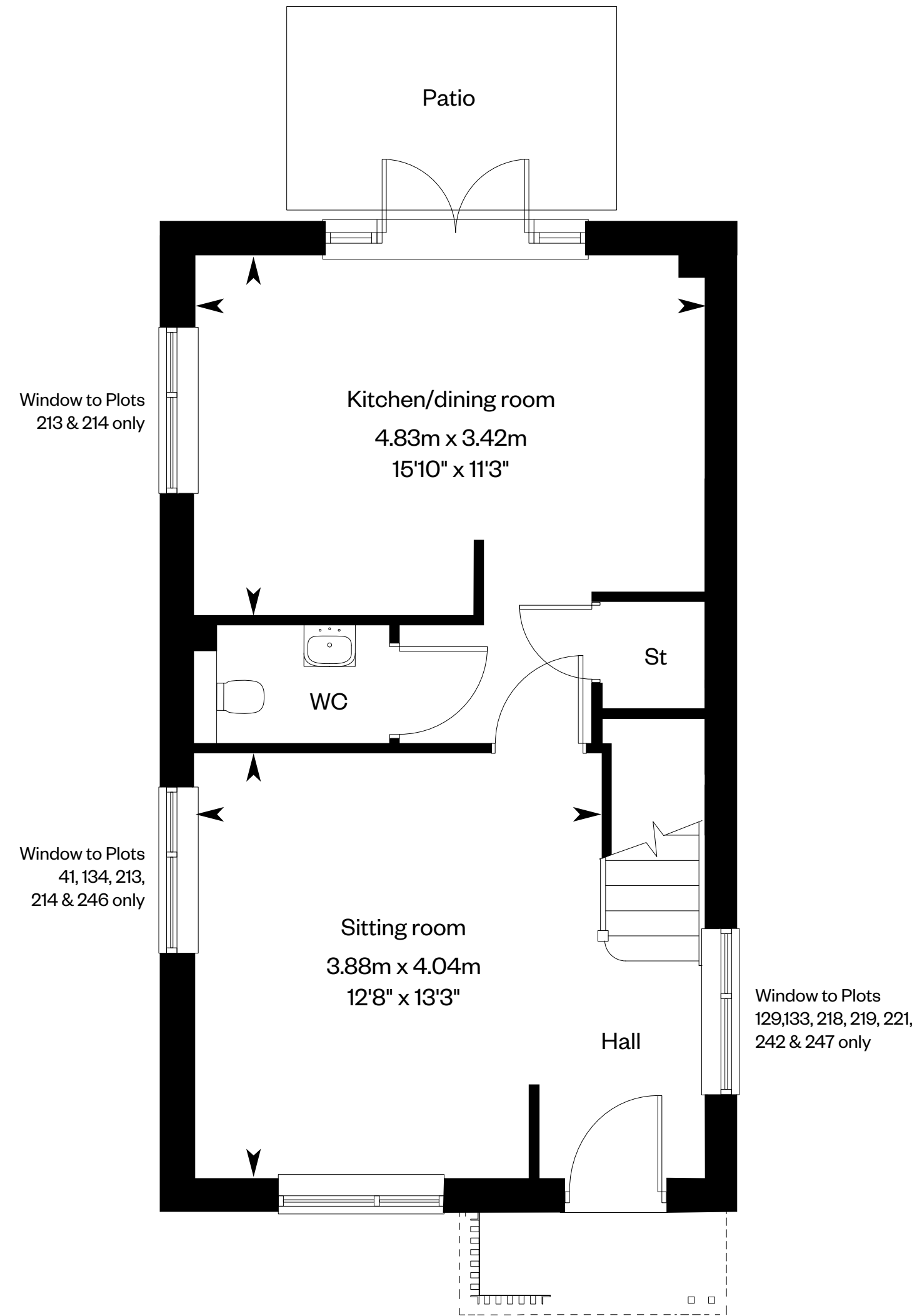
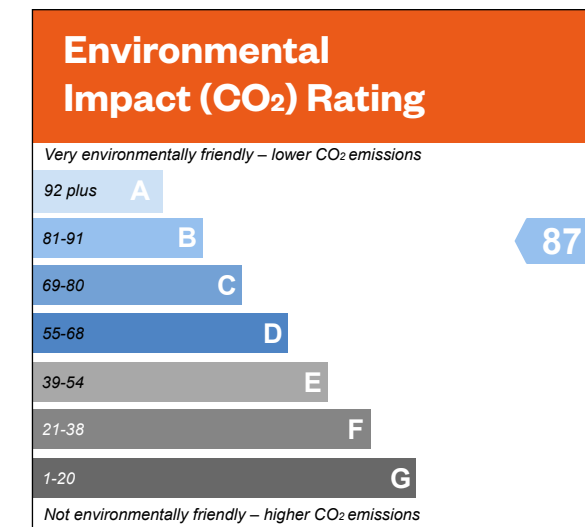
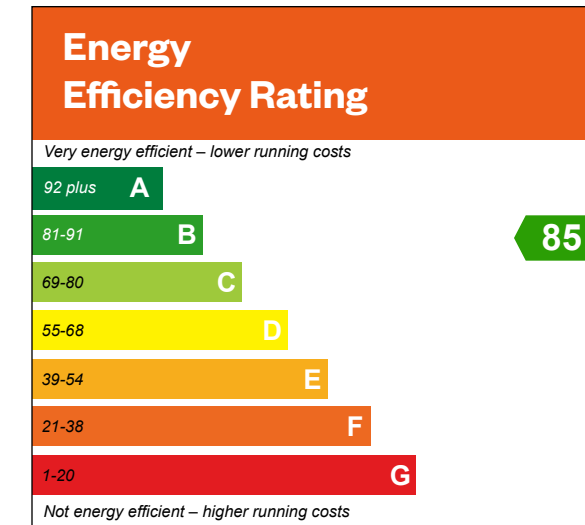


Computer generated image - The Wey

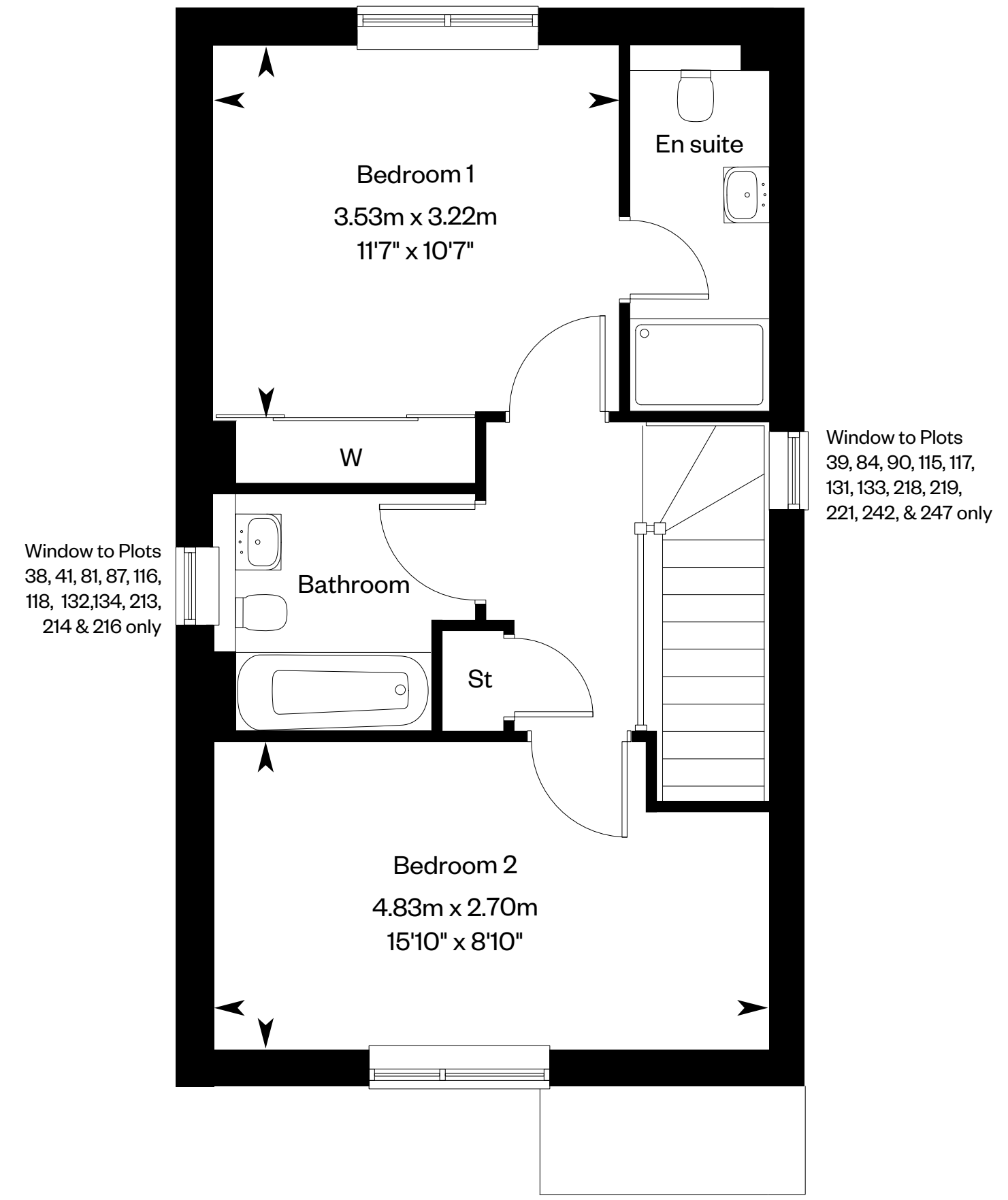
The Wey

Plots 41, 81, 82, 83, 84, 87, 88, 89, 90, 115, 116, 117, 118, 129, 130, 131, 132, 133, 134, 218, 219 & 221 – as shown

Plots 38, 39, 40, 213, 214, 242, 246 & 247 – handed



Ground floor



First floor

Please ask your Sales Consultant for further details. St: Store cupboard. W: Wardrobe. Patio sizes are indicative. *Washing machine located in WC.

IMPORTANT NOTICE TO CUSTOMERS: The Consumer Protection from Unfair Trading Regulations 2008. Cala Homes (South Home Counties) Limited operates a policy of continual product development and the specifications outlined in this brochure are indicative only. The computer generated images and photographs do not necessarily represent the actual finishings/ elevation or treatments, landscaping, furnishings and fittings at this development. Information contained is accurate at date of publication on **XX**. See the main brochure for the full Consumer Protection statement. This is a Predicted Energy Assessment for properties that are incomplete. Once the property is completed, this rating will be updated and an official Energy Performance Certificate will be created for the property.



The Enton

2 bedroom semi-detached home

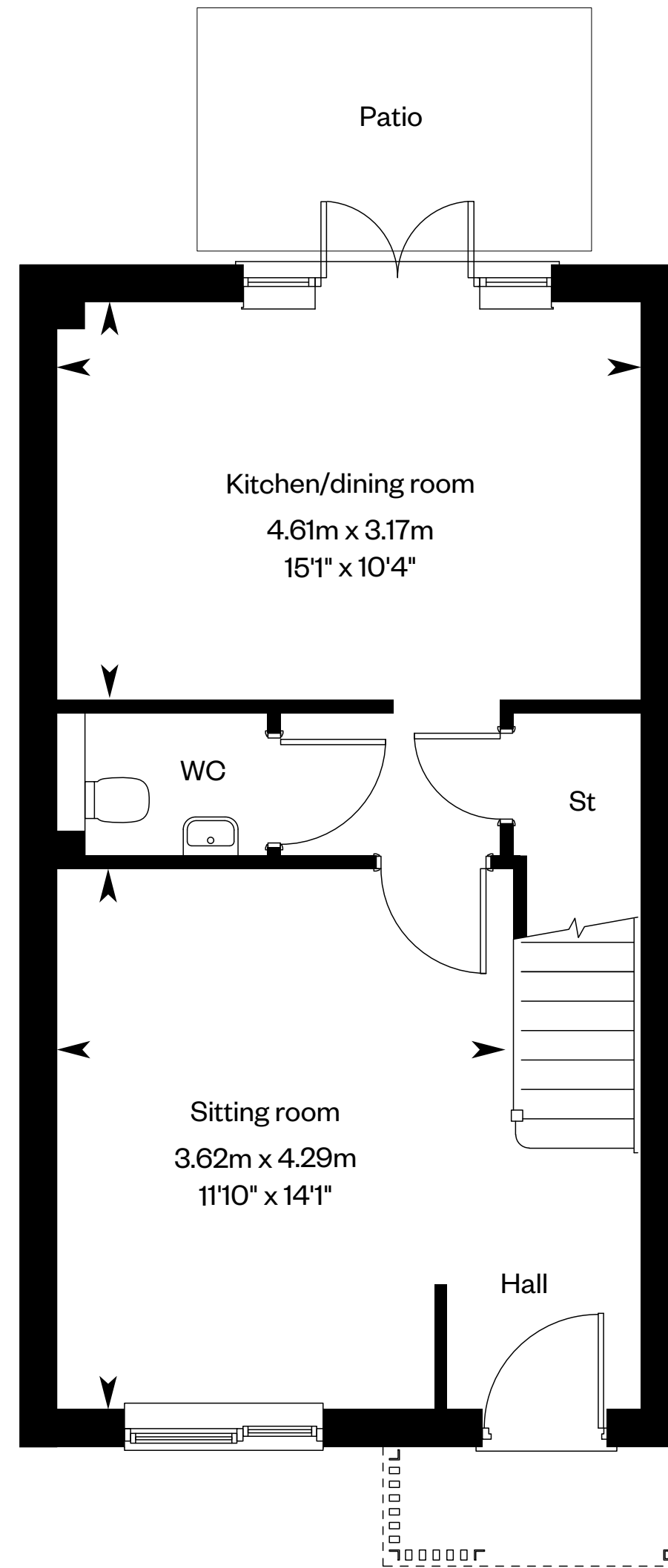
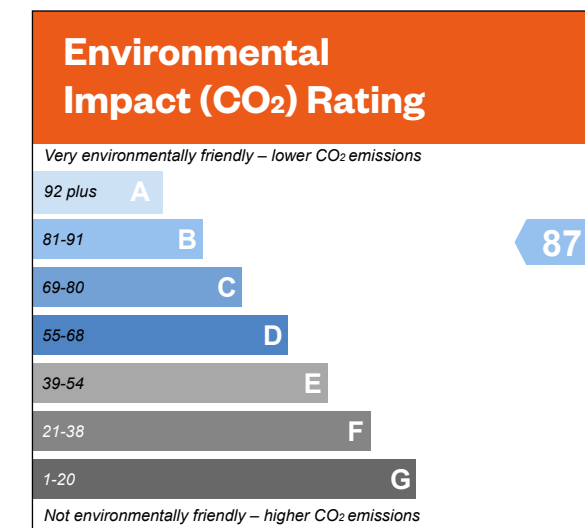
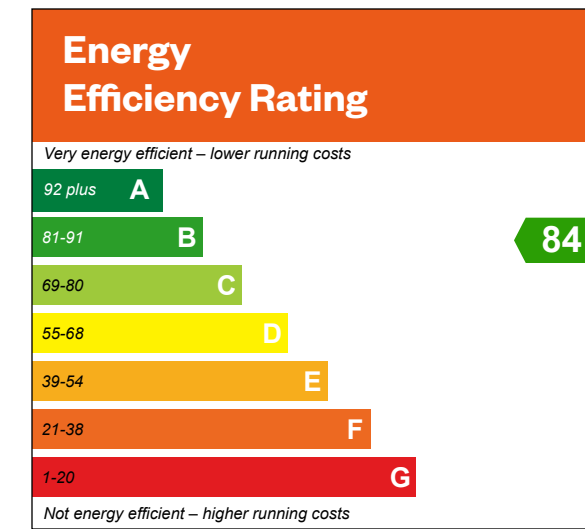


Computer generated image - The Enton

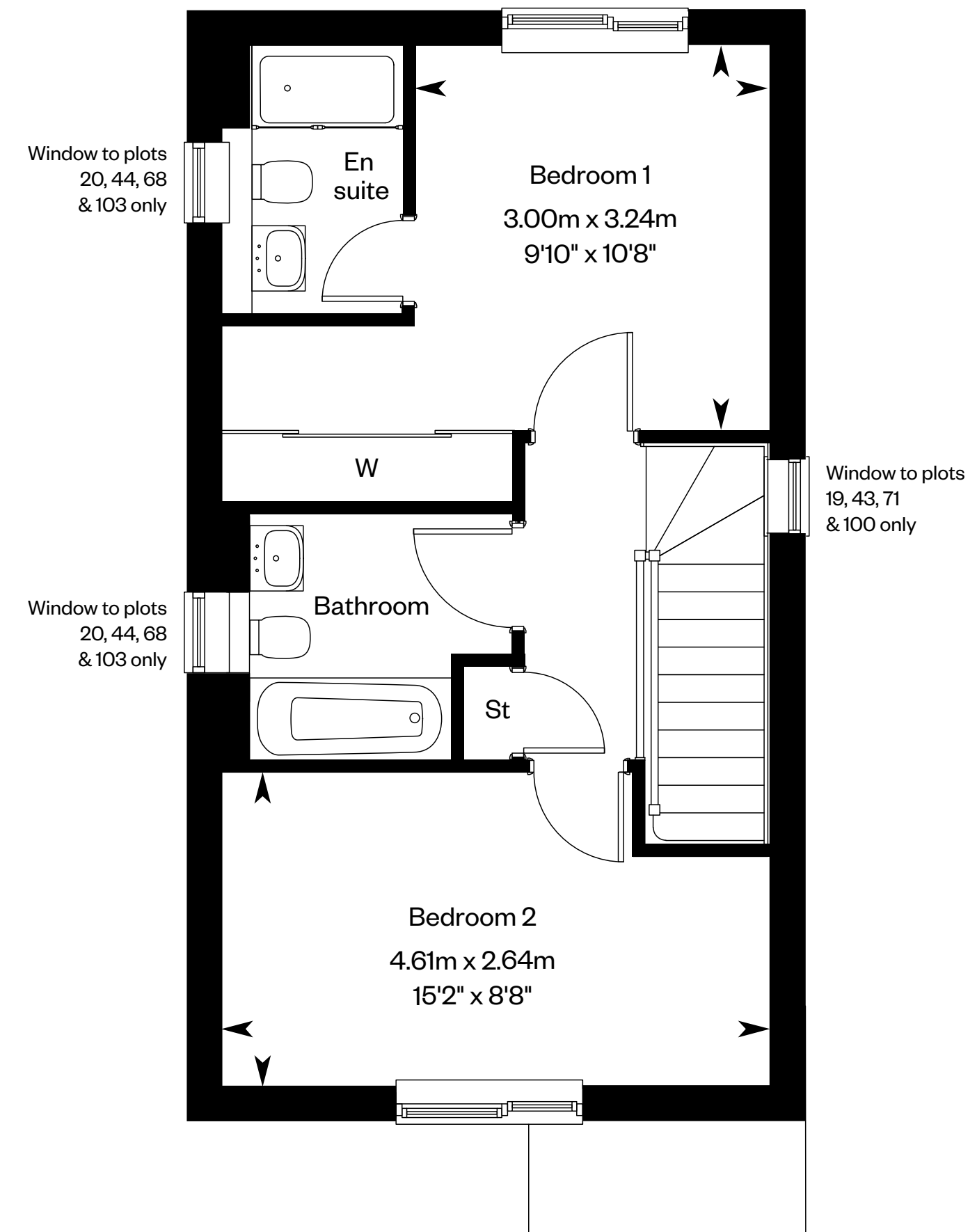
The Enton

Plots 19, 20, 43, 44, 100, 101, 102 & 103 – as shown

Plots 8, 69, 70 & 71 – handed



Ground floor



First floor

Please ask your Sales Consultant for further details. St: Store cupboard. W: Wardrobe. Patio sizes are indicative. *Washing machine located in WC.

IMPORTANT NOTICE TO CUSTOMERS: The Consumer Protection from Unfair Trading Regulations 2008. Cala Homes (South Home Counties) Limited operates a policy of continual product development and the specifications outlined in this brochure are indicative only. The computer generated images and photographs do not necessarily represent the actual finishings/elevation or treatments, landscaping, furnishings and fittings at this development. Information contained is accurate at date of publication on **XX**. See the main brochure for the full Consumer Protection statement. This is a Predicted Energy Assessment for properties that are incomplete. Once the property is completed, this rating will be updated and an official Energy Performance Certificate will be created for the property.



Ockford Park

Godalming

Specification





Photography from a previous Cala development



Desirable in every detail

The finishing touches, unexpected flourishes and innovative features. Designer kitchens with desirable technology built-in, for showing off your culinary flair. Sleek family bathrooms and en suites with high specification sanitaryware, for indulging in some well-deserved pampering.

With every home comfort considered for energy-efficient and low maintenance living, each aspect of your family home is beautifully designed and built to an exacting standard; because when you look for quality, it's the little things that make all the difference.



Specification

Kitchens*

2 & 3 Bedroom homes

- Stylish & contemporary fitted kitchens designed and manufactured in the United Kingdom by Flawless Kitchens Ltd
- Choice of kitchen options subject to build stage of the home. Please speak to your Sales Consultant for more details
- Laminate work surfaces and upstand
- 1½ Bowl inset stainless steel sink with drainer and mixer tap
- Built-in Bosch single oven**, 4 ring electric hob and extractor hood
- Stainless steel splashback to hob
- Integrated Bosch fridge/freezer
- Integrated Bosch dishwasher
- Integrated Bosch washer/dryer

4 & 5 Bedroom homes

- Stylish & contemporary fitted kitchens designed and manufactured in the United Kingdom by Flawless Kitchens Ltd
- Choice of kitchen options subject to build stage of the home. Please speak to your sales adviser for more details
- Composite stone work surfaces and upstand
- 1½ Bowl under-mounted stainless steel sink with drainer and mixer tap
- Built-in or built-under bosch double oven**, 4 ring electric hob and extractor hood
- Composite stone splashback to hob
- Integrated Bosch fridge/freezer
- Integrated Bosch dishwasher
- Integrated Bosch washer/dryer fitted where no utility room
- Homes with utility room are provided with space for freestanding appliances, laminate work surfaces and upstand, single bowl inset stainless steel sink with drainer and mixer tap

Bathroom, shower rooms, en suite(s)^ and cloakrooms*

- White Roca sanitaryware with Vado chrome fittings
- Thermostatic shower to bathrooms with separate shower cubicle and en suite(s)^

- Multi-function spray pattern shower head and braided shower hose with slide rail to all baths
- Double door vanity unit to bathroom and master en suite^ to all 3, 4 & 5 bedroom homes only
- Heated chrome towel rails to all bath/shower rooms and en suites^ and radiator to cloakrooms
- Ceramic wall tiling:
 - Choice of bathroom tiling options subject to build stage of the home. Please speak to your Sales Consultant for more details
 - Full height tiling to shower cubicles
 - Full height to bath where shower screen is fitted, half height if no screen fitted
 - Half height tiling to rear of WC and basin in all cloakrooms, bathrooms and en suites

Media and communications

- Pre-wiring and fittings for TV/satellite and power sockets at high and low level to sitting room, low level only to family room and bedroom one and at high level only to kitchen, study, dining room and bedroom one. Power sockets only to all other bedrooms
- Telephone sockets to sitting room, study or one bedroom if applicable*
- BT broadband available to every plot as well as Hyperoptic

Heating, lighting and electrical

- Traditional gas fired central heating
- Recessed LED downlights to kitchen, utility, sitting room, cloakroom and all bath and shower rooms to 2, 3 and 4 bedroom homes
- Recessed led downlights to the hallway, landing, kitchen, utility, family room, sitting room, cloakroom and all bath and shower rooms to 5 bedroom homes
- Pendant light fittings to all other rooms
- Outside lighting to external doors with dusk-to-dawn sensor to front door
- Pendant light and double socket to garage where applicable*
- Rolec EVWP2020 fast charge units or Rolec RVWP0020 ev ready wall pod units to selected plots only. Please speak to your Sales Consultant for further details and charging specifications
- EV Car charging points are to all 3, 4 and 5 beds and selected 2 beds

Internal finishes

- Double-glazed PVCu windows
- Smooth ceilings finished in white paint
- All walls finished in white paint
- All woodwork and timber stairs finished in white paint
- Hardwood handrail stained dark
- Amtico flooring to kitchen, utility room^, cloakroom, bathroom, shower room and en suite(s)^

Environmental details

- Energy efficient and thermostatically controlled gas central heating and A-rated boiler to minimise gas usage
- Double glazed PVCu windows providing a high level of thermal insulation
- A-rated kitchen appliances to reduce water and energy use*
- Dual flush mechanisms to toilets to reduce water usage
- High levels of insulation and wall cavities to limit heat loss in the winter and reduce heat gain in the summer
- Low energy lighting throughout
- Significant amounts of recycling of waste materials and packaging during the construction of each home to reduce the environmental impact of the development

Security

- External bollard lighting, with dusk-to-dawn sensors
- External street lighting to development
- Multi-point locking system to front door

External details

- External double electric socket on rear of all properties
- Outside water tap
- Landscaped front garden
- Turf to the rear garden

Management services

Cala homes will appoint a professional managing agent who will be a member of the association of residential managing agents to provide on-going management services. Please refer to your sales consultant for further details

*Design subject to change, please ask your Sales Consultant for further information. ^Selected plots only. *Not all domestic appliances have an EU energy label. Please refer to Sales Consultant for further details. **Proportions may vary, please refer to Sales Consultant for further information. Specifications are correct at time of going to print. Any alterations to the specifications will be of equal or greater value and CALA reserves the right to implement changes to the specifications without warning. Whilst these particulars are prepared with all due care for the convenience of intending purchasers, the information is intended as a preliminary guide only. ** If oven is fitted directly under the hob, an upgrade to induction hobs is not possible. For more information please speak to a Sales Consultant.

2 bedroom homes: The Wey & The Enton. 3 bedroom homes: The Hankley, The Witley, The Busbridge, The Thursley, The Silkmill & The Munstead. 4 bedroom homes: The Winkworth, The Loseley, The broadwater, The phillips, The Oclandon & The Ramster. 5 bedroom homes: The Ockford & The Hatchland.



Photography from a previous Cala development



Desirable in every detail

The finishing touches, unexpected flourishes and innovative features. Designer kitchens with desirable technology built-in, for showing off your culinary flair. Sleek family bathrooms and en suites with high specification sanitaryware, for indulging in some well-deserved pampering.

With every home comfort considered for energy-efficient and low maintenance living, each aspect of your family home is beautifully designed and built to an exacting standard; because when you look for quality, it's the little things that make all the difference.

[Click here to view the full specification](#)





This image includes upgrades at an additional cost

What our customers say



“ Moving into a house that was already fully designed and decorated was such a huge relief and absolutely fantastic. It’s a beautiful home which the kids love. Space is what we were after and it’s exactly what we now have at Audley Chase. Our garden in particular is far more open than at our previous home.

exceptional. Looking back, having started the part exchange process quite anxious, I now can’t believe how easy it was. All of the people involved were as friendly, personable and in touch as much as possible, removing all of the negotiation. Nothing was too much of an ask, despite the pandemic looming over us all. ”

I can’t speak highly enough of the Cala team. The end-to-end management has been

Beau Steele,
Purchaser at Audley Chase



Photography of Audley Chase

See more customer stories, reviews and ratings >



Photography from a previous Cala development

Why buy new

There's nothing quite like moving into a brand-new home. From newly-installed kitchens and bathrooms to the peace of mind of knowing that your property is safe, energy efficient and low maintenance.

What's more, you're buying a complete blank canvas on which to stamp your own individual style.



Modern fixtures, fittings & technology



Hyper fast fibre optic broadband



Less maintenance



Energy efficient



A chain free move



A blank canvas



Stock photography



[Click here to find out more about the top reasons to buy new](#)



Cala Homes

Cala Homes' primary goals are to deliver design excellence in everything we do and ensure a first class customer experience for everyone who buys one of our homes.

To achieve this, we focus on investing in our most important asset – our people – and running an effective and sustainable business that makes a positive contribution in the areas where we operate.

Cala is built on the foundation values of passion, quality, delivery and respect.

Click on the arrows below to find out more about Cala Homes.



Our values >



Aspirational homes >



First class customer service >



Quality design and build >



Investment in our people >



Photography from a previous Cala development



Sustainability the Cala way

Cala has a rich heritage originally dating back to 1875. We started building homes in the 1970s and, for over 50 years, have been creating high quality, sustainable new homes and communities. However it is not just what we do, but the way we do it that matters to Cala.

Thinking sustainably is at the heart of everything we do; from identifying the right sites, through creating a safe, healthy and fulfilling working environment, to taking a sensitive approach to development and delivering communities that meet local requirements.

As part of our sustainability journey we are aiming to reduce our paper usage by 90% across the company, including the customer journey, which is why we are aiming for online only brochures at our developments.

Click on the icons below to find out more about our sustainability journey.

 Environment >

 Customers >

 Design >

 People >

 Land >

 Community consultation >





Welcome to your new home

Ockford Park,
Aarons Hill, Godalming,
Surrey, GU7 2LG

[Click here to arrange your viewing](#)



Stock photography

IMPORTANT NOTICE TO CUSTOMERS: The Consumer Protection from Unfair Trading Regulations 2008. Cala Homes (Chiltern) Limited operates a policy of continual product development and the specifications outlined in this brochure are indicative only. We reserve the right to implement minor changes to the sizes and specifications shown on any plans or drawings in this brochure without warning. Where alterations to the design, construction or materials to be used in the construction of the property would materially alter the internal floor space, appearance or market value of the property, we will ensure that these changes are communicated to potential purchasers. Whilst these particulars are prepared with all due care for the convenience of intending purchasers, the information is intended as a guide. The computer generated images and photographs do not necessarily represent the actual finishings/elevation or treatments, landscaping, furnishings and fittings at this development. Floor plans, dimensions and specifications are correct at the time of print. The illustrated location map is a general guide only. Please note that distances and timings referred to in this brochure are approximate and sourced from Google Maps and thatrainline.com. For information relating to weather in the area of this development, please refer to the Meteorological Office (www.metoffice.gov.uk). Nothing contained in this brochure shall constitute or form part of any contract. Information contained in this brochure is accurate at time of publication on 24.02.23. Cala (Chiltern) Limited, registered in England & Wales number 09088106. Registered office: Cala House, 54 The Causeway, Staines-Upon-Thames, Surrey TW18 3AX. Agent of Cala Management Limited.