



Stoneleigh Avenue, Worcester Park

Worcester Park

Guide Price **£600,000**

Stoneleigh Avenue

Worcester Park, Worcester Park

- Four Bedroom
- Beautifully Presented Family Home
- Attractive Kitchen - Dining Room
- Luxury kitchen/breakfast room
- Generous & Well Appointed Accommodation
- Pretty Rear Garden
- Front drive with O.S.P. for two cars.
- Easy Walk To Amenities & Station
- Access to Outstanding Schools

GUIDE PRICE £600,000-£625,000

An attractive and well presented four bedroom terrace family home situated in a popular residential location and just a short walk from Stoneleigh and Worcester Park station, with transport links to central London in under 30 minutes, and conveniently situated moments from the green open countryside of Nonsuch Park and Warren Farm.

This extended four bedroom home offers an abundance of natural light and flexible accommodation comprising a spacious entrance hallway leading through to a front reception with beautiful handmade shutter, to the rear is sizeable open plan living room/dining room and fully equipped modern kitchen/breakfast room which leads into westerly aspect rear garden.

On the first floor, there are two genuine double bedrooms and a single room all benefiting from a modern bathroom. Furthermore the loft has been extended to create spacious fourth bedroom with en-suite.





Stoneleigh Avenue

Worcester Park, Worcester Park

*****GUIDE PRICE £600,000-£625,000***** Worcester Park station provides access to Waterloo by rail in under thirty minutes and buses serve New Malden and Kingston with the A3 linking the area to London and the south of England by road. As you would expect from a busy and vibrant high street there are a good selection of shops, bars and restaurants including a Waitrose store. There are a number of well regarded schools locally and Cuddington and Nonsuch Park cater for those who enjoy the outdoors.

Council Tax band: D

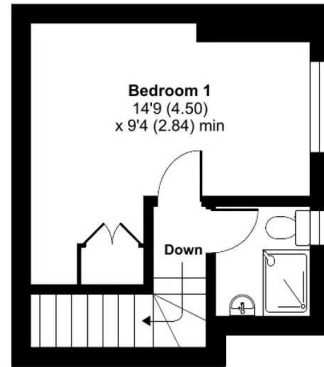
Tenure: Freehold



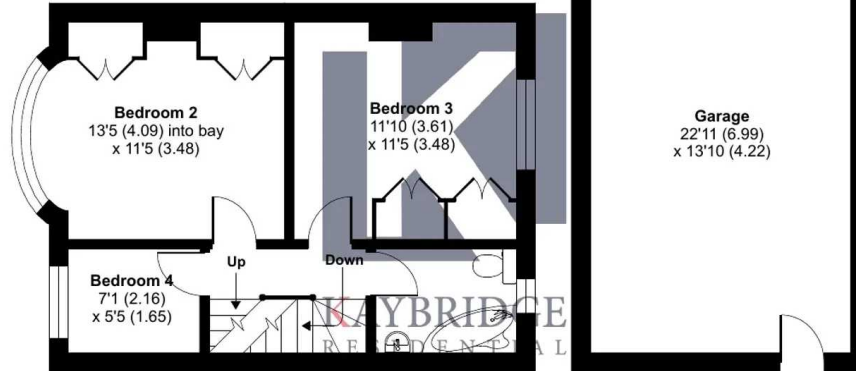
Stoneleigh Avenue, Worcester Park, KT4

Approximate Area = 1433 sq ft / 133.1 sq m (includes garage)

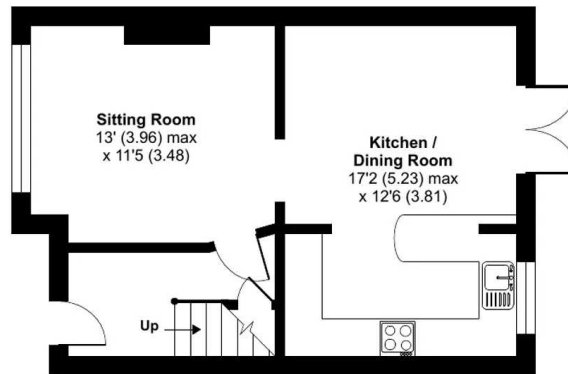
For identification only - Not to scale



SECOND FLOOR



FIRST FLOOR



GROUND FLOOR





Kaybridge Residential Epsom

Kaybridge Residential Estate Agents, 23 Stoneleigh Broadway - KT17 2JE

02080040474 • info@kbridge.co.uk • www.kaybridgeresidential.co.uk/