


Complete Property Services Property Brochure

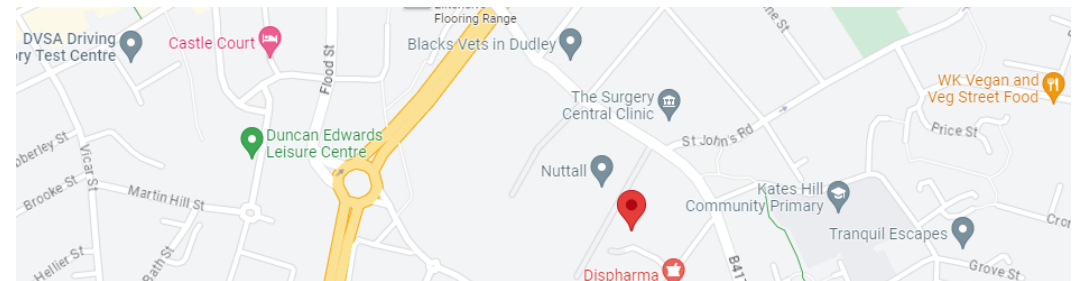
Key information for renters



Perry Close, Dudley

 DY2 8TJ

 £950.00pcm



Page 1: Overview

Pages 2-4: Photos

Page 5: Map & Nearby

Page 6: EPC

Key Facts



Property Type

Semi-Detached



Bedrooms

2



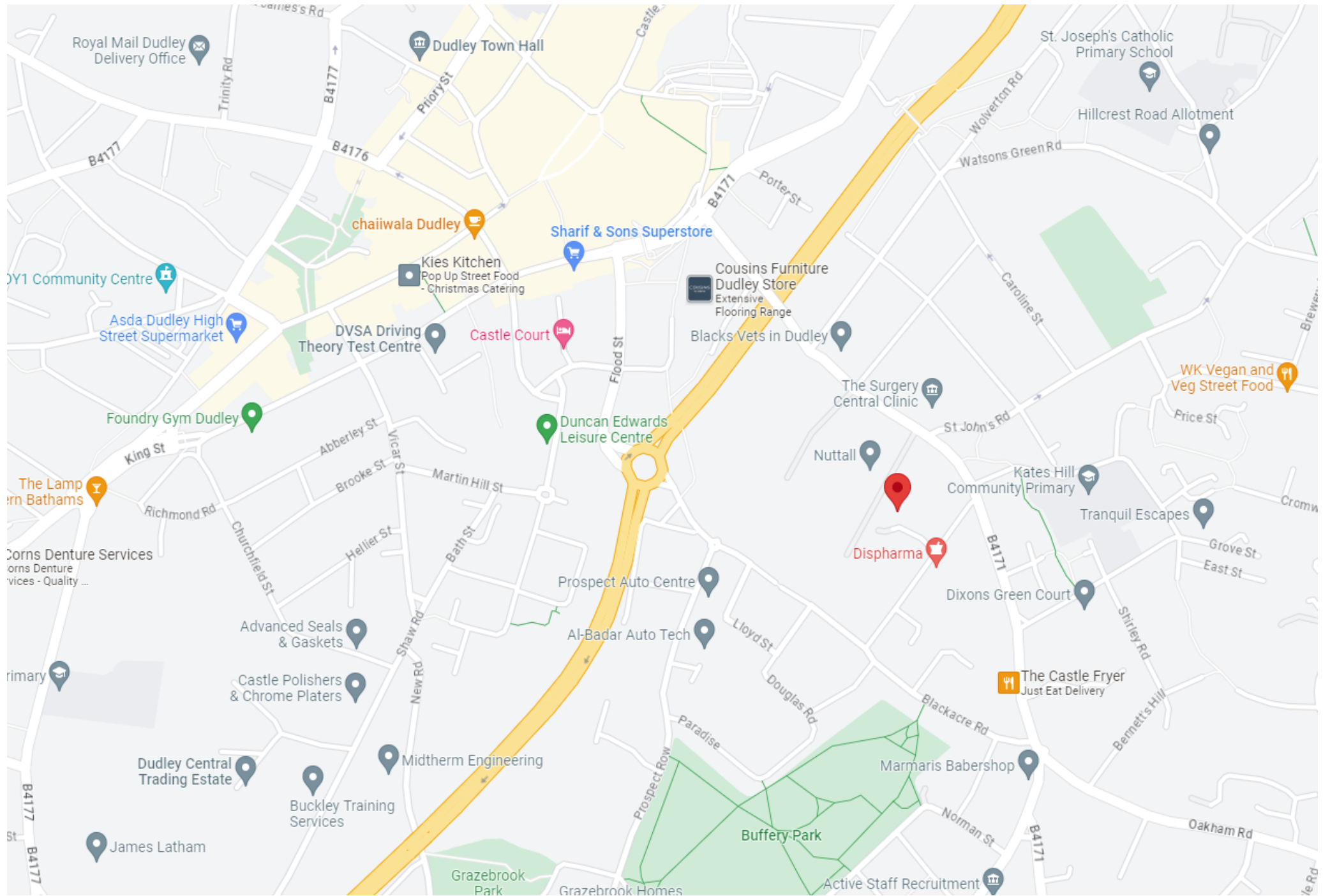
Bathrooms

1









Energy rating and score

This property's current energy rating is D. It has the potential to be B.

[See how to improve this property's energy efficiency.](#)

| Score | Energy rating | Current | Potential |
|-------|---------------|---------|-----------|
| 92+ | A | | |
| 81-91 | B | | 86 B |
| 69-80 | C | | |
| 55-68 | D | 59 D | |
| 39-54 | E | | |
| 21-38 | F | | |
| 1-20 | G | | |

The graph shows this property's current and potential energy rating.

Properties get a rating from A (best) to G (worst) and a score. The better the rating and score, the lower your energy bills are likely to be.