



207 Milton Road, Southsea

Offers in Region of £265,000

 chinneckshaw



207 Milton Road

Southsea

We are delighted to be selling this large family home in the heart of Milton. With easy access to the Eastern Road and M27, recreational facilities are good in this area including Milton Common and Priory Park, this house has everything for the family.

The front door opens and straight away you'll see a light, bright hallway with an understairs cupboard. Next, you'll find a large Lounge with an imposing bay window. It's a good size room and plenty big enough for today's modern furniture. From here there is a Dining Room that sits to the rear of the house and overlooks the rear garden. Like the Lounge it's a nice size and a good space to relax in. Our favourite part of the property comes next. The Extended Kitchen Breakfast room has a range of shaker style wall and base cabinets with plenty of both storage and worktop space. It's been designed well and provides access out into the east facing garden.

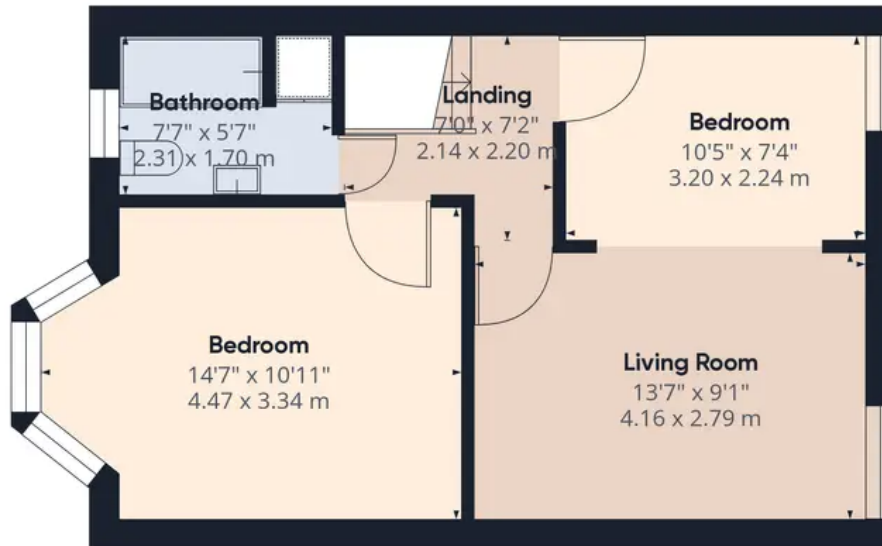
Upstairs, there is a good size landing with access to three bedrooms. Both double rooms are an excellent size and are ready to move straight into! The rear double bedroom has been knocked through into the third single room so is currently one large open plan space! It could easily be converted back into two separate rooms should you wish. A modern bathroom can also be found on this level and has been refitted in recent years to a good standard. Outside you'll find a lovely east facing garden. A great outside space for the little ones to play safely in and with the better weather a perfect place for entertaining in! There is a good size brick built storage shed to the rear of the garden too with a door leading to pedestrian access. This is a house that has a wonderful family feel to it and is waiting for a new family to make it their own.

Tenure: Freehold

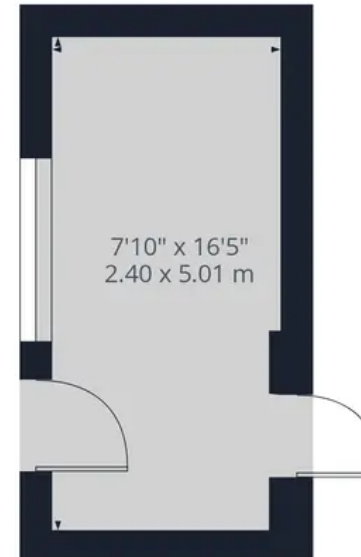




Ground Floor Building 1



Floor 1 Building 1



Ground Floor Building 2

Approximate total area¹⁾

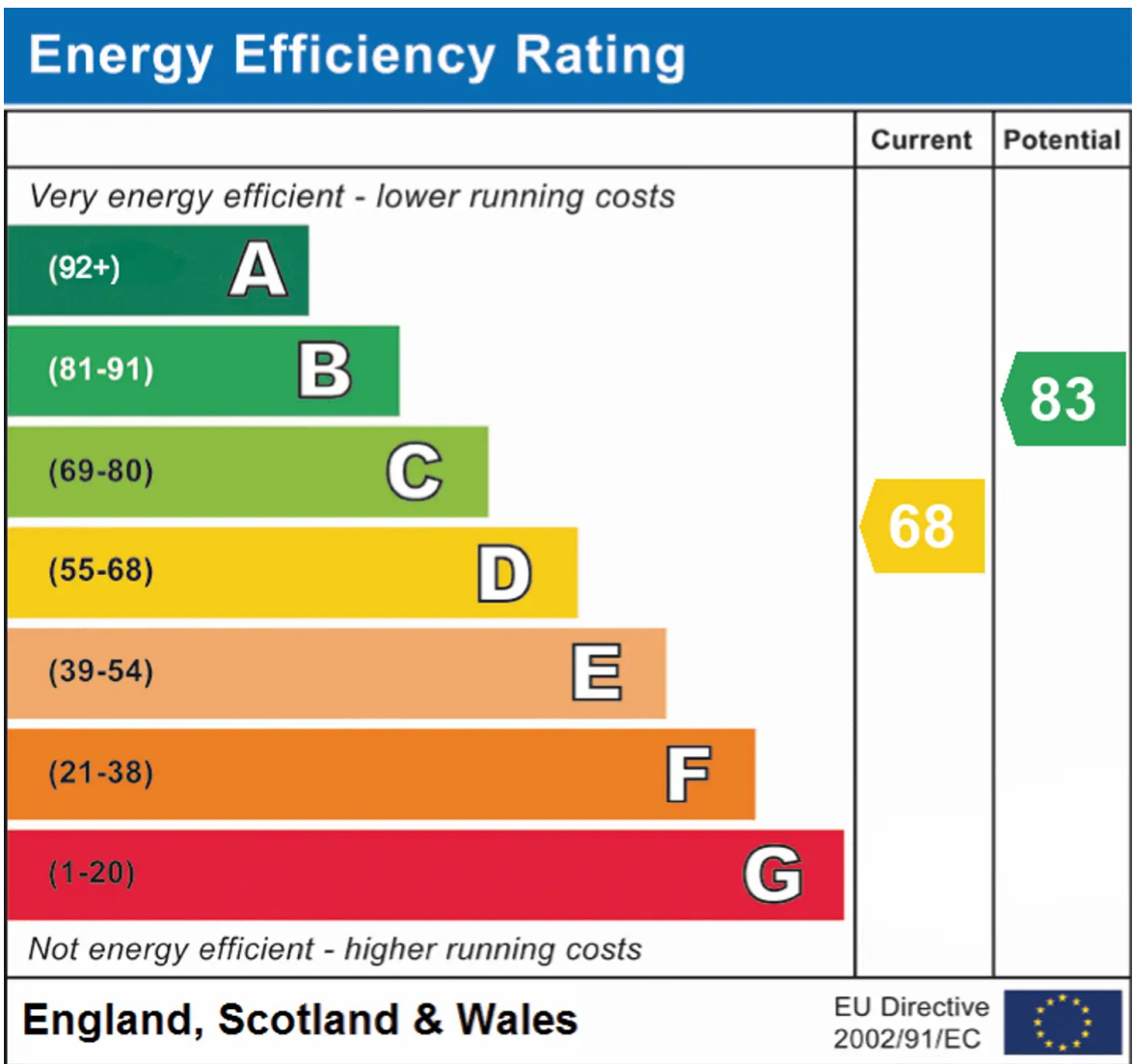
1108.89 ft²

103.02 m²

Excluding balconies and terraces

While every attempt has been made to ensure accuracy, all measurements are approximate, not to scale. This floor plan is for illustrative purposes only.

GIRAFFE360



Chinneck Shaw

Bridge House, Milton Road, Portsmouth – PO3 6AN

023 9282 6731

hello@chinneckshaw.co.uk

www.chinneckshaw.co.uk/

Chinneck Shaw, Bridge House, Milton Road, PO3 6AN Consumer Protection from Unfair Trading Regulations 2008: These details are for guidance only and complete accuracy cannot be guaranteed. If there is any point which is of particular importance, verification should be obtained. The do not constitute a contract or part of a contract. All measurements are approximate. No guarantee can be given with regard to planning permissions or fitness for purpose. No apparatus, equipment, fixture or fitting has been tested. Items shown in the photographs are NOT necessarily included. Interested Parties are advised to check availability and make an appointment to view before travelling to see a property.