

EDINBURGH WAY

HARLOW

Weston
Homes





Introducing **EDINBURGH WAY** HARLOW

A stunning collection of 1, 2 & 3 bedroom luxury apartments perfectly located for access to London and beyond...

Overlooking Harlow Town Park, a 3 minute walk from the Edinburgh Way development



Computer generated image of Edinburgh Way

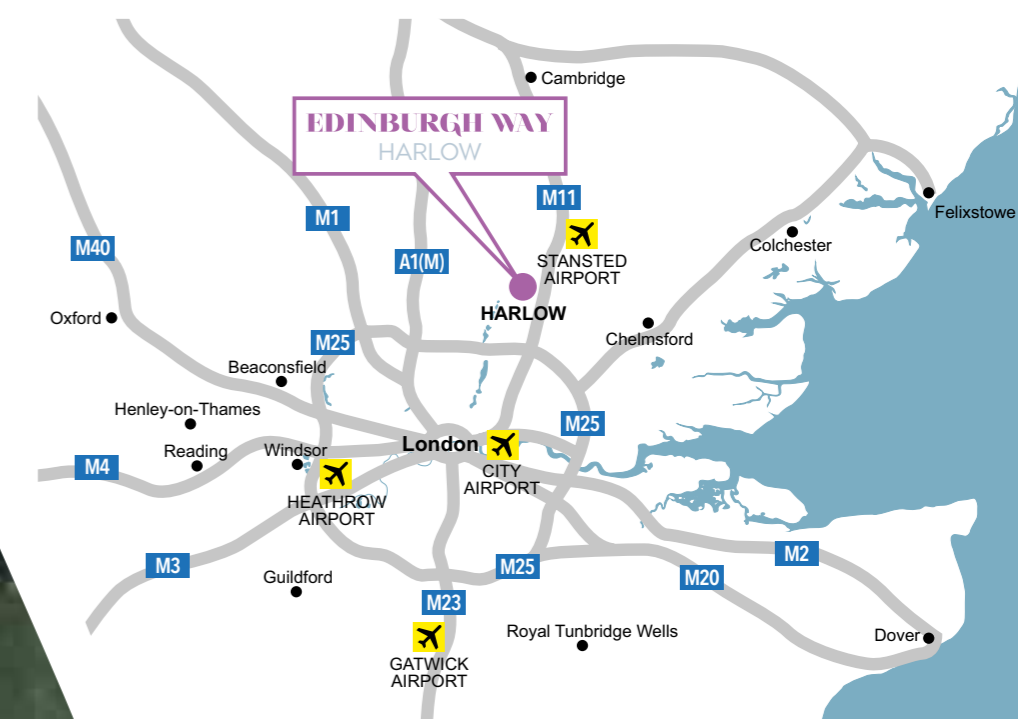
Cultured and connected

Harlow, situated in rolling countryside on the south bank of the upper Stort Valley and on the Essex and Hertfordshire border, is home to Edinburgh Way, a stunning new development of 1, 2 & 3 bedroom luxury apartments.

Prime location

With just a 2 minute stroll to Harlow Town Station, Edinburgh Way is a prime location for commuting into the City. London Liverpool Street can be reached in under 30 minutes and with over 80 trains running each day it makes Edinburgh Way the perfect home for city workers or those looking to enjoy leisure time in the capital.

Harlow is known for its green spaces and Edinburgh Way overlooks the River Stort to the north and Harlow Town Park to the south. Enjoy country walks and the convenience of the town's fantastic amenities all from your doorstep.









View from within Harlow Town Park adjacent to the Edinburgh Way development

Capital Connections

Edinburgh Way is the perfect base for commuters working in central London.

- Railway Operator: Abellio Greater Anglia.
- Station: Harlow Town, 2 minutes walk from the development.
- Time to Central London: 29 minutes direct to Liverpool Street Station.
- Trains per day: 80 on average.
- Alternate routes: Passengers heading to the West End can change at Tottenham Hale for the Victoria Line underground or drive 8 miles to Epping and take the Central Line.

TRAIN ROUTES

-  London Underground interchange
-  Dockland Light Railway interchange
-  Eurostar interchange
-  Abellio Greater Anglia routes
-  Abellio Greater Anglia limited service route
-  London Underground Victoria Line



London regeneration

Tottenham

- +£1billion public and private investment
- Set to be the new contemporary suburb of London
- 21 miles from Harlow
- Substantial investment into new Tottenham Hotspur stadium
- The NFL will play two games at Tottenham Hotspur's new stadium in 2019
- Home to award winning artisan food and drink producers

Kings Cross and St Pancras

The King's Cross St Pancras transport hub links six London Underground lines with two national mainline rail stations and international high speed rail. And with Euston Station just a five minute walk away, the UK's major cities are within easy reach.

- 11 minutes via Victoria Line from Tottenham Hale
- Eurostar to Brussels 2 hours, Paris 2 hours 19 minutes
- Google HQ at St Pancras Square
- Home to YouTube
- Buzzing street food markets and dozens of restaurants and bars



Computer generated image of Tottenham Hale Station



Eurostar, St Pancras International



Tottenham Hotspur's new stadium (©Tottenham Hotspur)



London Kings Cross and St Pancras International

Location Harlow

Harlow sits alongside the M11, linking Cambridge to the north and London to the south. The M25 London orbital motorway is only 8.5 miles away offering fantastic connectivity across the country.

Closer to home, Edinburgh Way offers exceptional convenience for residents with major supermarkets such as Sainsbury's and Tesco, all within walking distance.

North of Harlow is the historic city of Cambridge, less than an hour away by car or only a 39 minute train ride. For those travelling further afield on business or for pleasure, Stansted Airport is only 18 miles from Edinburgh Way with direct flights to major cities across Europe and beyond. For transatlantic travel, London Heathrow is under an hour away by car via the M11 and M25.



Train Travel



Cambridge
39 mins

Stansted Airport
21 mins



Harlow Town

Tottenham Hale
20 mins

London
Liverpool Street
29 mins

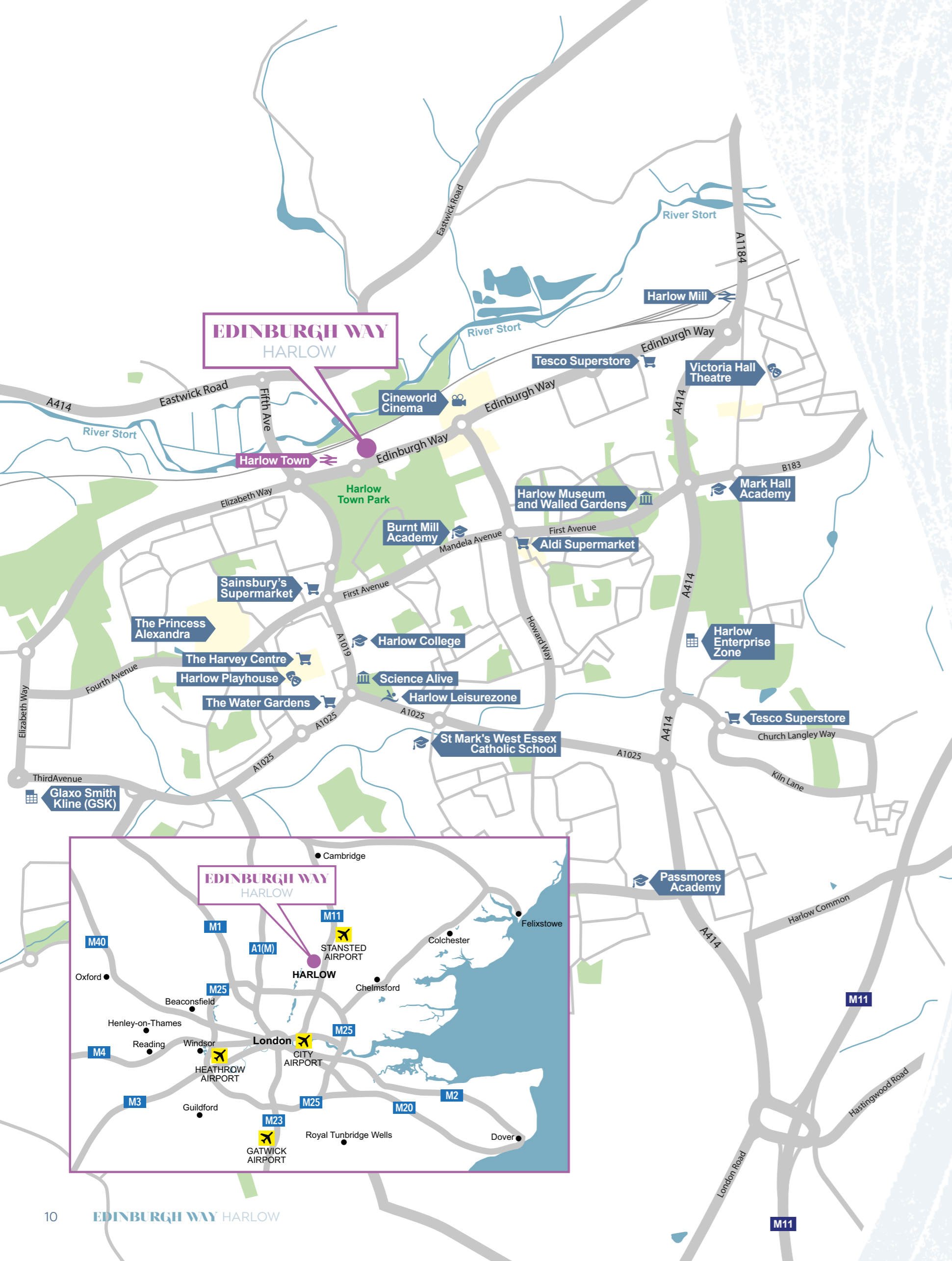
London Kings Cross
31 mins

Westfield Stratford City
Shopping Centre
30 mins

Heathrow Airport
1 hour 30 mins

From Edinburgh Way by foot and car:

Harlow Town Railway Station 2 mins	M11 3.9 miles
Harlow Town Park 3 mins	A10 5.8 miles
Cineworld Cinema 15 mins	M25 8.5 miles
Sainsbury's Supermarket (Allende Avenue) 17 mins	Stansted Airport 13.1 miles
Harlow Town Centre (The Harvey Shopping Centre) 25 mins	Westfield Stratford City Shopping Centre 21.9 miles
Harlow Leisurezone (Second Avenue) 27 mins	Central London 30.4 miles
Tesco Superstore (off Edinburgh Way) 28 mins	Cambridge Town Centre 35 miles
	London Heathrow Airport 50.6 miles



Idyllic surroundings

One of a group of mid 20th century new towns, Harlow was built on countryside north of London in 1947. Master-planned by architect Sir Frederick Gibberd, who lived nearby and whose famous Grade II listed garden is open to the public in summer; the town was designed with green space as a priority. Cycle lanes linked residential and commercial areas of the town, interspersed with open parkland and the same is still true today.

Green space

A stone's throw from Edinburgh Way is one of the largest and most spectacular of these green spaces, Harlow Town Park. Take a stroll through one of the five beautiful gardens including a water garden, a walled garden or the Stort Valley Meadows before enjoying refreshment in the park cafe. For the more energetic, there is a dedicated outdoor gym or take part in the free weekly 5k Park Run.

North of Edinburgh Way is the River Stort which winds its way through Harlow and beyond. Once a thriving commercial route for barges carrying grain to Bishop's Stortford, it's now a great route for country walks, cycle paths and heritage trails. Nearby Parndon Mill Lock is the start of the Stort Sculpture Trail, one of the largest public sculpture collections in the country. The very first work tells you the history of the canal and there are sculptures at each lock through Harlow.



The River Stort



Old Harlow



Parndon Mill



Stort Sculpture Trail



Harlow Town Park



Vibrant and thriving

Harlow offers everything from arts, culture and theatre to sport, parks and fantastic shopping centres and retail outlets.

Visit the Harlow Playhouse theatre, a leading creative hub providing enjoyable cultural experiences for everyone; stage shows, comedy, music and studio classes for those wanting to try their own hand at the arts.

Explore Harlow's history at one of the town's museums including the Time Machine, an amazing hands-on gallery for science and technology with over 50 interactive exhibits with links to history and inventions.

Shopping

Shoppers are spoilt with two complexes in central Harlow only a short walk from Edinburgh Way. Both The Harvey Centre and The Water Gardens are home to major high street brands. Located at The Water Gardens, Tessuti are purveyors of designer brands including Tommy Hilfiger, Vivienne Westwood and Ralph Lauren.

Further afield the shopping centres of Cambridge are within easy reach up the M11 offering an eclectic mix of shopping experiences from premium labels to independent boutiques along with high street brands.



The Water Gardens

The Water Gardens



Harlow Town Centre



Harlow Playhouse



PureGym Harlow



The Fox & Hounds



The Harvey Centre

When you're ready for refreshment, dine at one of many fine town centre restaurants such as Five Guys, Nando's, Frankie & Benny's or Pizza Express. Or take your pick of The Dusty Miller, The John Barleycorn or The Rainbow and Dove, just three of the many country pubs located on the outskirts of town. Located at the picturesque Marina Village at Roydon, Marco's Italian restaurant offers a range of authentic Italian cuisine to enjoy whilst The Fox and Hounds just 3 miles away in Hunsdon is listed in the Good Food Guide 2019.

Michelin dining

In Great Waltham, near Chelmsford The Galvin Green Man, dating back to 1314 is an award winning destination having two rosettes, a Michelin Bib Gourmand award and is also mentioned in the Good Food Guide 2019. To the north of Harlow, The Cricketers is a 16th century inn owned and run by Trevor and Sally Oliver, parents of celebrity chef Jamie, located in Clavering.

The Queensgate Centre retail park, only a 10-minute walk from Edinburgh Way, includes outlets such as B&Q, Wickes, Go Outdoors and Currys PC World as well as a Cineworld multiplex cinema.

Health & fitness

Harlow Leisurezone offers an all-around leisure experience for everyone including a 25m, 8 lane swimming pool, a Health & Fitness Club, fitness classes and a multitude of sports clubs and coaching sessions. Children can immerse themselves in Kidzz Kingdom, a medieval fairytale themed play centre. For those with a head for heights, try the very latest in indoor climbing challenges at VertiGO climbing experience.

PureGym Harlow offers a whole new approach to fitness. Whether you want to shape up as part of a fitness regime or reach physical perfection the UK's leading chain welcomes members 24/7.

Relax the body and soothe the soul with a visit to nearby Eden Spa at Down Hall Hotel. Dating back to 1322, this impressive Italianate mansion is a historic setting.



Victoria Hall Theatre



The Galvin Green Man



Down Hall Hotel & Spa



Hi-tech enterprise

At the heart of Harlow is the new Enterprise Zone, located 5 minutes from junction 7 of the M11. The Enterprise Zone, split across three sites including a new 27 acre Science Park, carries on the tradition for innovation through dynamic businesses creating new technologies and products.

The Zone is one of 45 locations across the country designated by the UK Government to provide incentives for investment. Core objectives include the provision of high quality, modern business spaces to meet the needs of businesses in the information and communications technology, advanced manufacturing and life science sectors.

Business base

Outside of the Enterprise Zone, Harlow has a strong business base and is a sub-regional employment centre. The town is home to businesses such as GlaxoSmithKline and Pitney Bowes providing around 25,000 jobs for the local economy.

Further afield and with Harlow's fantastic road and rail connections, additional employment opportunities can be found in the City of Cambridge and at Stansted Airport. Not only is Cambridge home to the renowned University of Cambridge, it is a centre of hi-tech and scientific excellence with over 100 companies located on the Science Park whilst at Stansted Airport over 12,000 people are employed across 200 companies.



Cambridge Science Park



Stansted Airport



Science Park



Enterprise Zone



Saint Nicholas School



Burnt Mill Academy



Harlow College

Education excellence

Harlow offers a wide range of educational institutions. As well as a proposed location for Anglia Ruskin University on the Enterprise Zone, the university already has a presence in the town in partnership with Harlow College. The Sir Charles Kao University Technical College provides science and technology programmes, complementing the target activities on the Enterprise Zone. The College is a major further educational centre, covering GCSE's, A-Levels, and many vocational subjects.

Outstanding options

Harlow contains many highly-rated schools including:

- **Burnt Mill Academy**
An 'outstanding' Ofsted rated school and one of the top achieving in the country.
- **St Mark's West Essex Catholic School**
A successful, well-ordered, caring, multi-cultural and multi-faith school for boys and girls.
- **Saint Nicholas School**
All-through independent co-ed day school with a reputation for outstanding academic standards.
- **Freshwaters Primary Academy**
Within the catchment of Edinburgh Way and rated "good" by Ofsted.

Other 'outstanding' rated local schools and colleges:

- Hertfordshire & Essex High School, Bishops Stortford
- Leventhorpe High School, Sawbridgeworth
- Hockerill Anglo European-College, Bishops Stortford
- The Leys, Cambridge

London colleges and universities:

- University College London
- City, University of London
- SOAS University of London
- Cass Business School
- London School of Economics



University College, London



Senate House, University of London



Kings College Cambridge

Highest specifications

General Specifications

- Forest oak doors with polished chrome ironmongery, matching wrapped door-lining, architraves and skirtings
- Choice of white oak or ebony oak strip wood flooring to entrance hall, living area, dining area, kitchen and cloakrooms/cupboards*
- Choice of carpets with underlay to bedrooms*
- Fitted wardrobes to master bedroom
- Television and telephone points to living area and master bedroom
- USB double power sockets to living room, kitchen and master bedroom
- Gas fired heating system via radiators
- Smoke alarm and CO detectors
- Double-glazed uPVC windows
- Audio/visual entry system
- Sprinkler system installed to all plots

Designer Kitchens

- Zanussi stainless steel electric fan oven
- Zanussi ceramic hob and Caple stainless steel chimney extractor
- Zanussi integrated fridge/freezer, washer/dryer and dishwasher
- Choice of designer units by Oakwood Kitchens*
- Choice of quartz stone worktops and upstands*
- Stainless steel splashback to hob
- Fascino stainless steel sink with oversized single bowl and integrated removable chopping board
- Fascino designer curved tap with clipped hose-spray extension
- Fascino instant boiling water tap
- Integrated stainless steel soap dispenser
- LED lighting under kitchen wall units

* Choices from developer's range and subject to stage of construction. Specifications are subject to change.

ZANUSSI

RAK
CERAMICS

OAKWOOD
KITCHEN DESIGN CONSULTANTS LTD

FASCINO

Images of existing Weston
Homes development





Images of existing Weston Homes development

Computer generated image



All in the detail

Luxury Bathrooms & En-Suites

- Fascino digitally controlled Smart Tap
- Smart Mirror with LED lighting, shaver socket, digital clock and de-mist pad
- Vanity units with integrated storage space in a choice of three distinct and refined colour sets*:

CAMPAGNA

FORESTA

URBANO

(Bespoke sets made up from the colours above are also available*)

- Sleek Arctic white sinks, beautifully finished with a silky matt feel available either freestanding or integrated
- Arctic white shower trays and baths in matt finish with sleek stainless steel waste cover. Built-in and freestanding baths are available
- RAK Ceramics Hygiene+ WC with RAKRimless™ pan and soft close ergonomic design seat
- Fascino Smart Shower and Smart Bath
- Heated chrome towel rails
- Choice of RAK Ceramics porcelain wall and floor tile colour with polished and matt finishes*
- Low-level LED strip lighting to bath

* Choices from developer's range and subject to stage of construction. Specifications are subject to change.

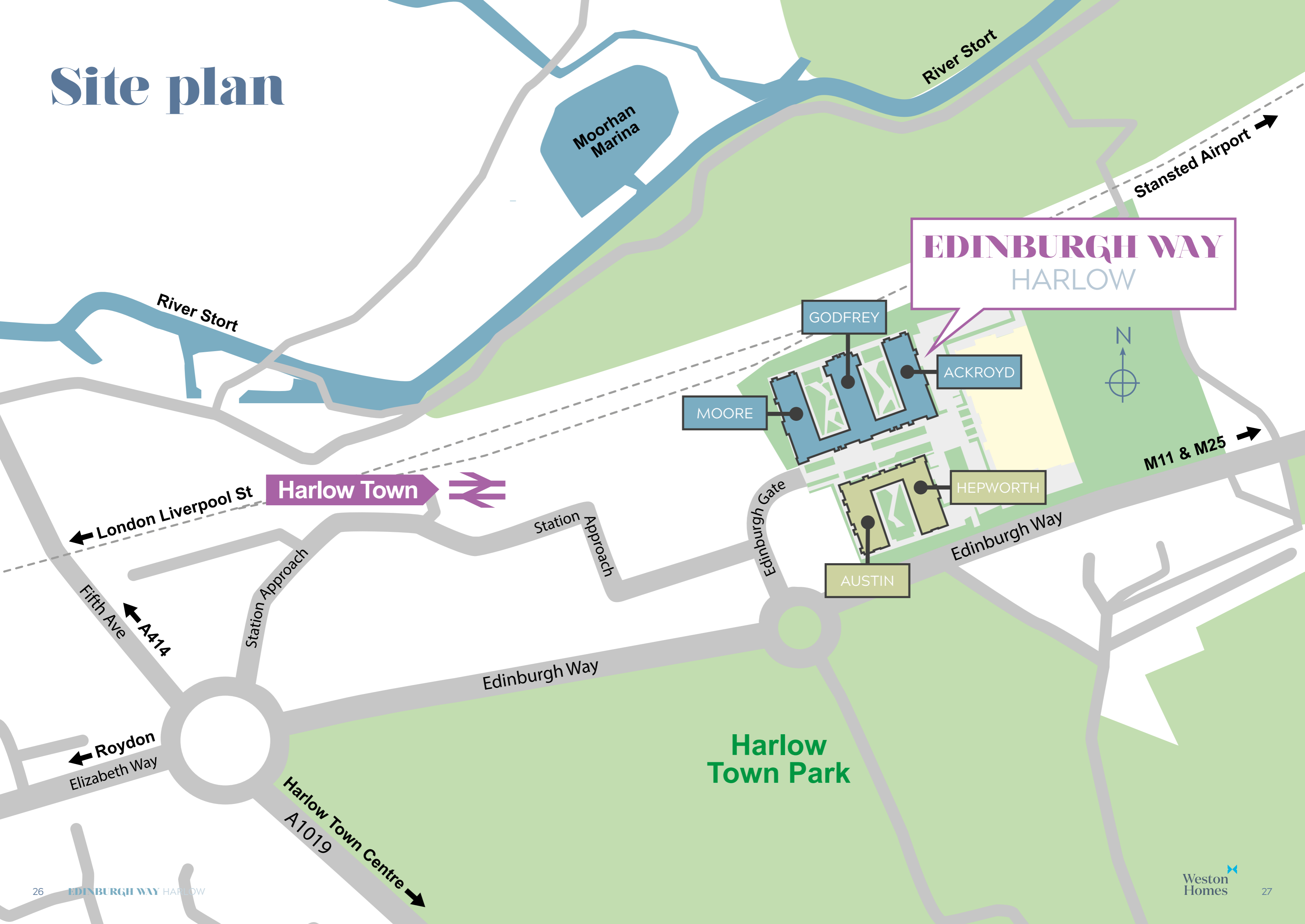
ZANUSSI

RAK
CERAMICS

OAKWOOD
KITCHEN DESIGN CONSULTANTS LTD

FASCINO

Site plan



Edinburgh Way Aerial View



MOORE

GODFREY

ACKROYD

HEPWORTH

EXISTING
PEARSON HOUSE

AUSTIN

Computer generated
image of Edinburgh Way

MOORE

GODFREY

ACKROYD



MOORE, GODFREY & ACKROYD

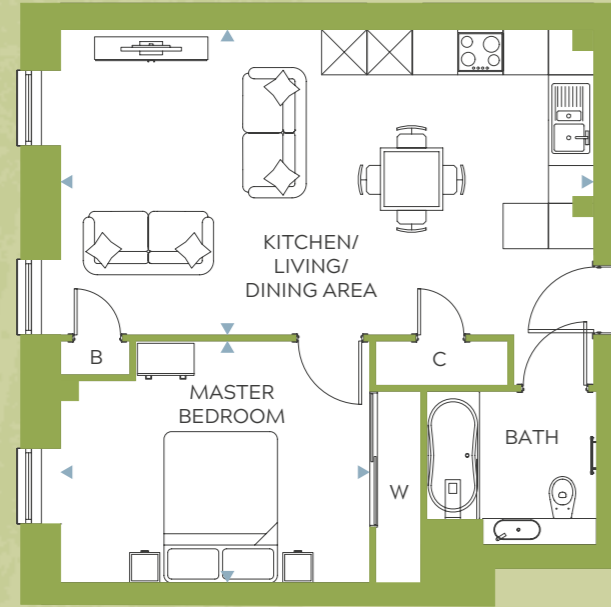
ONE BEDROOM APARTMENTS

Image of existing Weston
Homes development

Weston
Homes

Type 1, 1 Bedroom

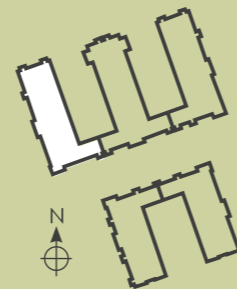
Overall Size - 50.58m² - 544ft²



Kitchen/Living/Dining Area	7.0m x 4.0m	22'11" x 13'3"
Master Bedroom	4.1m x 3.2m	13'5" x 10'6"

Floor plans, dimensions and configurations are included for guidance only, may be subject to revision during construction, please refer to current drawings with a Sales Consultant. Dimensions listed are not inclusive of Balcony and Terrace areas. C - Cupboard, B - Boiler, W - Wardrobe, E/S - En-suite. Dimensions taken from ▶

MASTERPLAN



MOORE PLOT

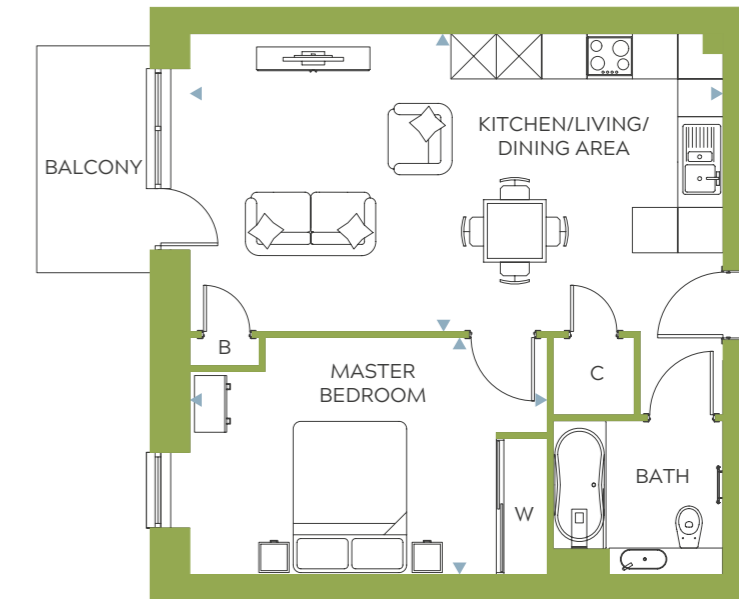
Floor 1 - 1



Illustration depicts Floor 1.
Please refer to Plot Locator A, B & C for exact plot locations.

Type 2, 1 Bedroom

Overall Size - 50.45m² - 543ft²

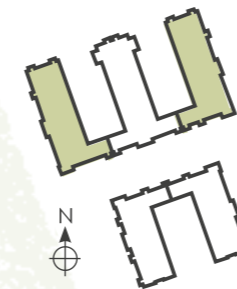


Kitchen/Living/Dining Area	7.0m x 3.9m	22'11" x 12'11"
Master Bedroom	4.7m x 3.1m	15'6" x 10'4"

Doors to Balcony are mirrored to plots 4, 11, 23, 34, 44, 54, 183, 195, 205, 215 & 225.
Master Bedroom window position differs to plots 4, 11, 23, 34, 44, 54, 183, 195, 205, 215 & 225.
Balcony is replaced by Terrace to plots 16 & 178.

Floor plans, dimensions and configurations are included for guidance only, may be subject to revision during construction, please refer to current drawings with a Sales Consultant. Dimensions listed are not inclusive of Balcony and Terrace areas. C - Cupboard, B - Boiler, W - Wardrobe, E/S - En-suite. Dimensions taken from ▶

MASTERPLAN



MOORE PLOTS

- Floor 1 - 2, 4
- Floor 2 - 9, 11, 16(h)
- Floor 3 - 21, 23, 28(h)
- Floor 4 - 32, 34, 39(h)
- Floor 5 - 42, 44, 49(h)
- Floor 6 - 52, 54, 59(h)
- Floor 7 - 62, 67(h)
- Floor 8 - 70, 73(h)

MOORE

GODFREY

ACKROYD

ACKROYD PLOTS



Illustration depicts Floor 2.
Please refer to Plot Locator A, B & C for exact plot locations.

- Floor 2 - 178, 183(h), 185(h)
- Floor 3 - 190, 195(h), 197(h)
- Floor 4 - 200, 205(h), 207(h)
- Floor 5 - 210, 215(h), 217(h)
- Floor 6 - 220, 225(h), 227(h)
- Floor 7 - 230, 235(h)
- Floor 8 - 238, 241(h)

Type 5, 1 Bedroom

Overall Size - 50.99m² - 548ft²

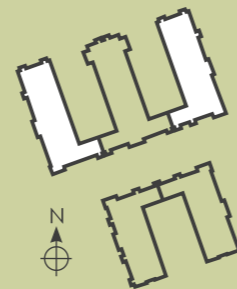


Kitchen/Living/Dining Area	7.3m x 3.4m	24'1" x 11'2"
Master Bedroom	4.8m x 3.2m	15'9" x 10'8"

No window above kitchen sink to plots 6 & 174.
No window to the entrance hallway to plots 6 & 174.

Floor plans, dimensions and configurations are included for guidance only, may be subject to revision during construction, please refer to current drawings with a Sales Consultant. Dimensions listed are not inclusive of Balcony and Terrace areas. C - Cupboard, B - Boiler, W - Wardrobe, E/S - En-suite. Dimensions taken from ▶

MASTERPLAN



MOORE PLOTS

Floor 1 - 6
Floor 2 - 18

MOORE ▼ GODFREY ▼ ACKROYD ▼



Illustration depicts Floor 1.
Please refer to Plot Locator A, B & C for exact plot locations.

ACKROYD PLOTS

Floor 1 - 174(h)
Floor 2 - 176(h)
Floor 3 - 188(h)

MASTERPLAN



MOORE PLOTS

Floor 2 - 17
Floor 3 - 29

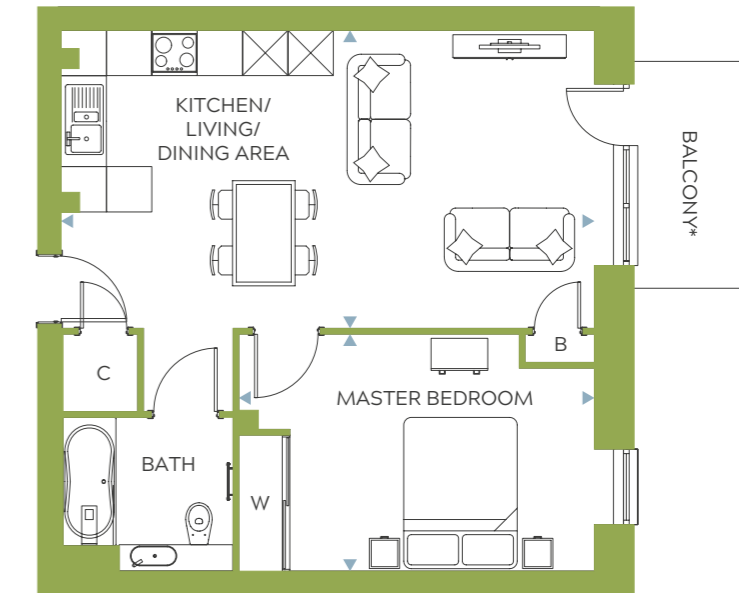
MOORE ▼ GODFREY ▼ ACKROYD ▼



Illustration depicts Floor 2.
Please refer to Plot Locator A, B & C for exact plot locations.

Type 12, 1 Bedroom

Overall Size - 50.48m² - 543ft²



Kitchen/Living/Dining Area	7.0m x 3.9m	22'11" x 12'11"
Master Bedroom	4.7m x 3.1m	15'6" x 10'4"

*Terrace replaces Balcony to plots 17 & 177.

Floor plans, dimensions and configurations are included for guidance only, may be subject to revision during construction, please refer to current drawings with a Sales Consultant. Dimensions listed are not inclusive of Balcony and Terrace areas. C - Cupboard, B - Boiler, W - Wardrobe, E/S - En-suite. Dimensions taken from ▶

ACKROYD PLOTS

Floor 2 - 177(h)
Floor 3 - 189(h)

Type 20, 1 Bedroom

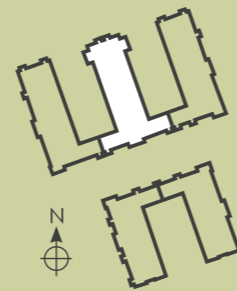
Overall Size - 56.3m² - 606ft²



Kitchen/Living/Dining Area	7.3m x 3.8m	24'1" x 12'7"
Master Bedroom	3.8m x 3.3m	12'4" x 10'10"

Floor plans, dimensions and configurations are included for guidance only, may be subject to revision during construction, please refer to current drawings with a Sales Consultant. Dimensions listed are not inclusive of Balcony and Terrace areas. C - Cupboard, B - Boiler, W - Wardrobe, E/S - En-suite. Dimensions taken from ▶

MASTERPLAN



GODFREY PLOT

Floor 1 - 76

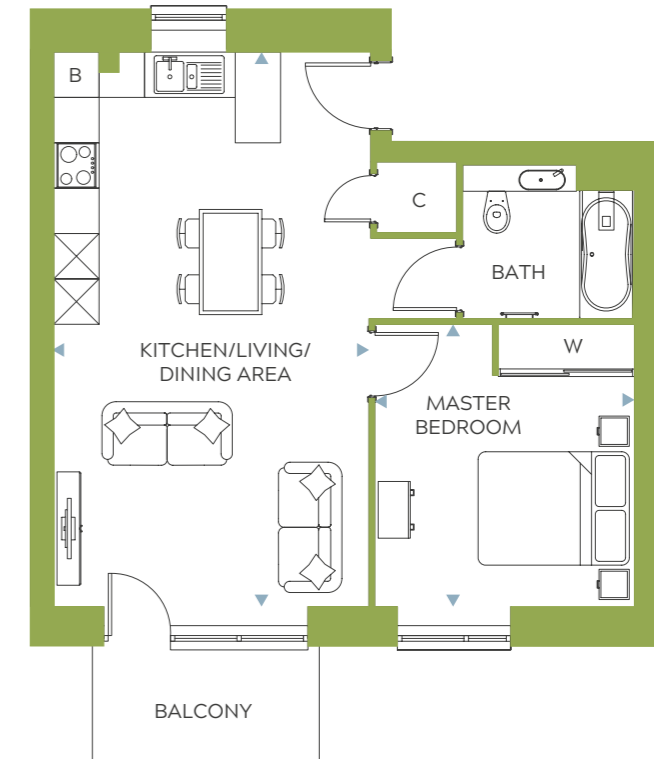
MOORE ▼ GODFREY ▼ ACKROYD ▼



Illustration depicts Floor 1.
Please refer to Plot Locator A, B & C for exact plot locations.

Type 22, 1 Bedroom

Overall Size - 51.12m² - 550ft²



Kitchen/Living/Dining Area	7.3m x 4.1m	24'1" x 13'5"
Master Bedroom	3.7m x 3.4m	12'3" x 11'3"

Floor plans, dimensions and configurations are included for guidance only, may be subject to revision during construction, please refer to current drawings with a Sales Consultant. Dimensions listed are not inclusive of Balcony and Terrace areas. C - Cupboard, B - Boiler, W - Wardrobe, E/S - En-suite. Dimensions taken from ▶

MASTERPLAN



MOORE ▼ GODFREY ▼ ACKROYD ▼

GODFREY PLOT

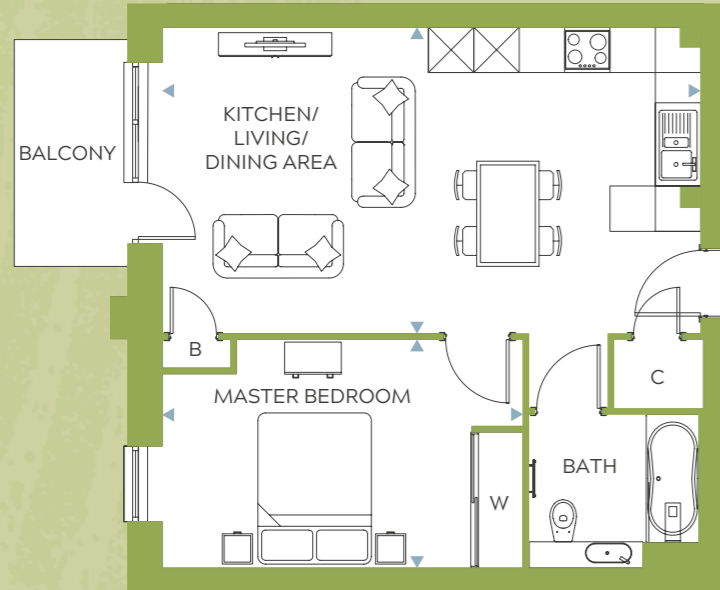
Floor 2 - 78



Illustration depicts Floor 2.
Please refer to Plot Locator A, B & C for exact plot locations.

Type 23, 1 Bedroom

Overall Size - 50.44m² - 542ft²

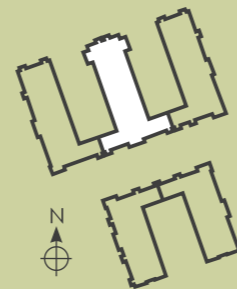


Kitchen/Living/Dining Area	7.1m x 4.0m	23'4" x 13'1"
Master Bedroom	4.7m x 3.0m	15'5" x 9'11"

Kitchen/Living/Dining door to Balcony/Terrace is mirrored to plots 93 & 103.

Floor plans, dimensions and configurations are included for guidance only, may be subject to revision during construction, please refer to current drawings with a Sales Consultant. Dimensions listed are not inclusive of Balcony and Terrace areas. C - Cupboard, B - Boiler, W - Wardrobe, E/S - En-suite. Dimensions taken from ▶

MASTERPLAN



GODFREY PLOTS

- Floor 3 - 93, 94, 102(h), 103(h)
- Floor 4 - 106, 114(h)
- Floor 5 - 117, 125(h)
- Floor 6 - 128, 136(h)
- Floor 7 - 139, 147(h)
- Floor 8 - 150, 157(h)
- Floor 9 - 160, 165(h)
- Floor 10 - 168, 171(h)

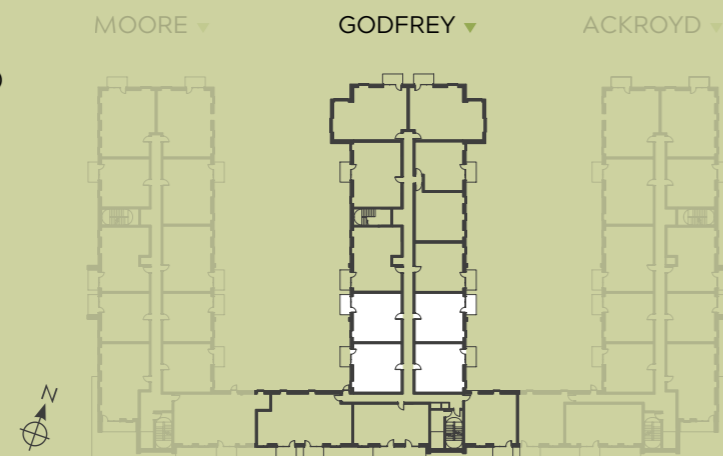
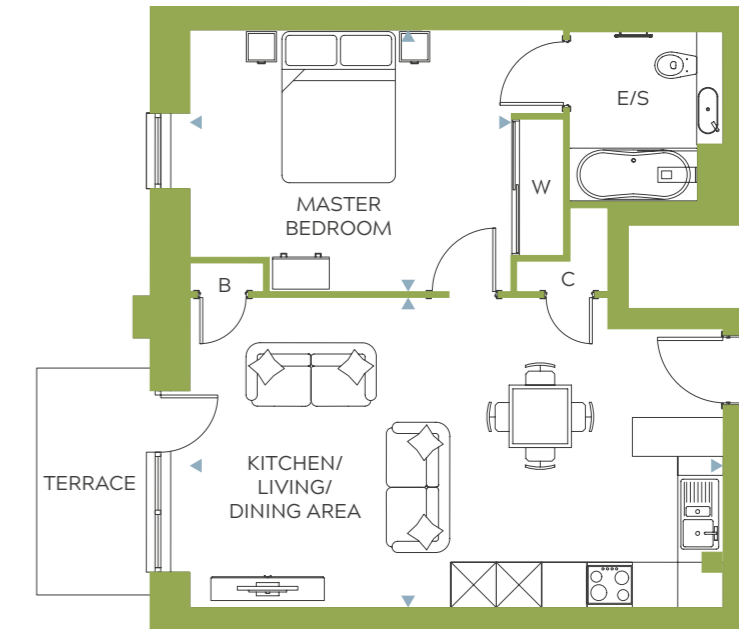


Illustration depicts Floor 3.
Please refer to Plot Locator A, B & C for exact plot locations.

Type 24, 1 Bedroom

Overall Size - 51.28m² - 552ft²



Kitchen/Living/Dining Area	7.0m x 3.9m	22'11" x 12'9"
Master Bedroom	4.2m x 3.6m	13'9" x 11'9"

Floor plans, dimensions and configurations are included for guidance only, may be subject to revision during construction, please refer to current drawings with a Sales Consultant. Dimensions listed are not inclusive of Balcony and Terrace areas. C - Cupboard, B - Boiler, W - Wardrobe, E/S - En-suite. Dimensions taken from ▶

MASTERPLAN



GODFREY PLOT

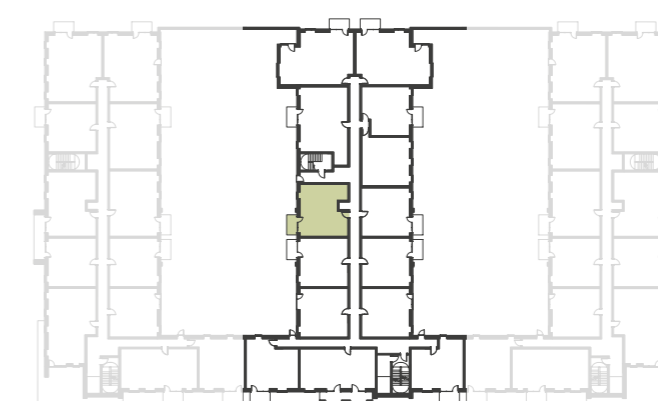
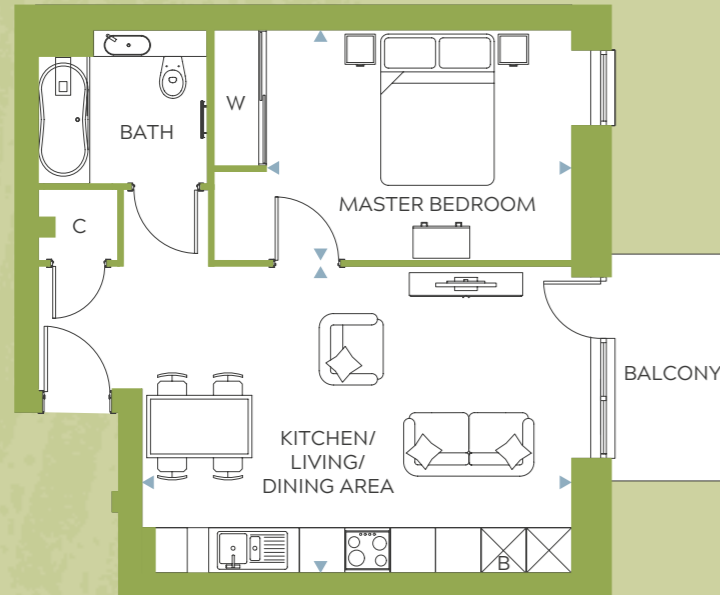


Illustration depicts Floor 2.
Please refer to Plot Locator A, B & C for exact plot locations.

Type 27, 1 Bedroom

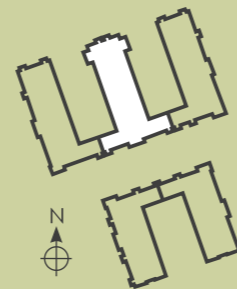
Overall Size - 47.32m² - 509ft²



Kitchen/Living/Dining Area	5.7m x 4.0m	18'8" x 13'1"
Master Bedroom	4.0m x 3.0m	13'1" x 9'10"

Floor plans, dimensions and configurations are included for guidance only, may be subject to revision during construction, please refer to current drawings with a Sales Consultant. Dimensions listed are not inclusive of Balcony and Terrace areas. C - Cupboard, B - Boiler, W - Wardrobe, E/S - En-suite. Dimensions taken from ▶

MASTERPLAN



GODFREY PLOTS

- Floor 3 - 99
- Floor 4 - 111
- Floor 5 - 122
- Floor 6 - 133
- Floor 7 - 144

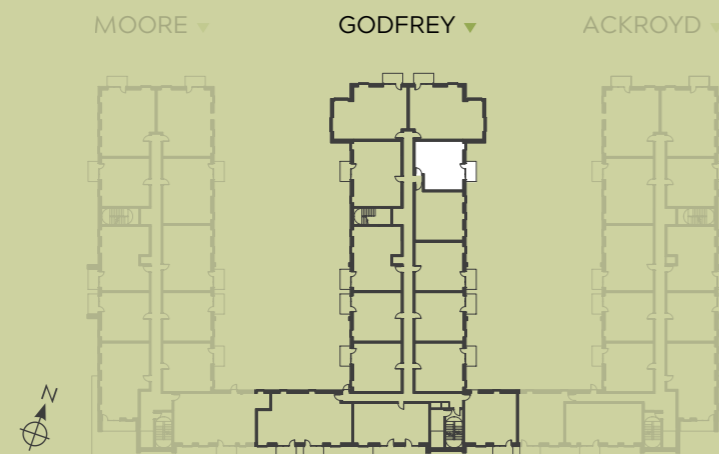
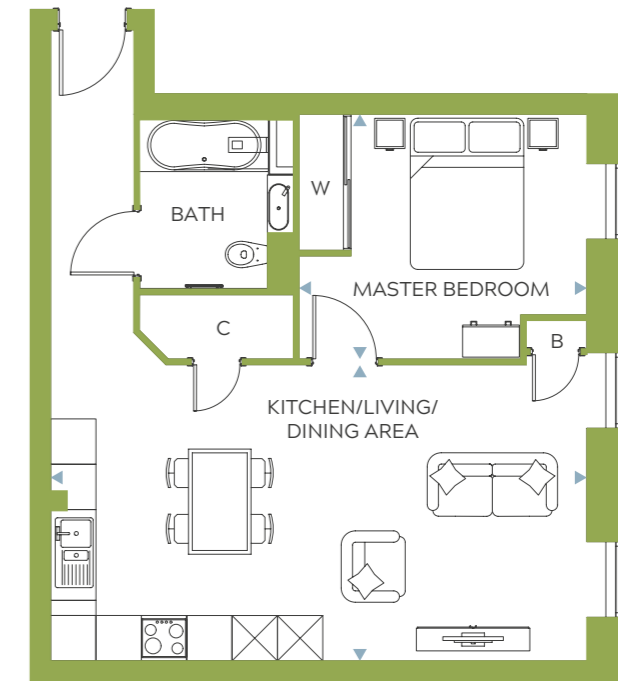


Illustration depicts Floor 3.
Please refer to Plot Locator A, B & C for exact plot locations.

Type 28, 1 Bedroom

Overall Size - 51.63m² - 556ft²



Kitchen/Living/Dining Area	7.0m x 3.9m	22'11" x 12'10"
Master Bedroom	3.8m x 3.2m	12'6" x 10'7"

Door onto terrace from kitchen/living/dining area to plot 86.
Bath is handed to plot 86.

Floor plans, dimensions and configurations are included for guidance only, may be subject to revision during construction, please refer to current drawings with a Sales Consultant. Dimensions listed are not inclusive of Balcony and Terrace areas. C - Cupboard, B - Boiler, W - Wardrobe, E/S - En-suite. Dimensions taken from ▶

MASTERPLAN



MOORE GODFREY ACKROYD

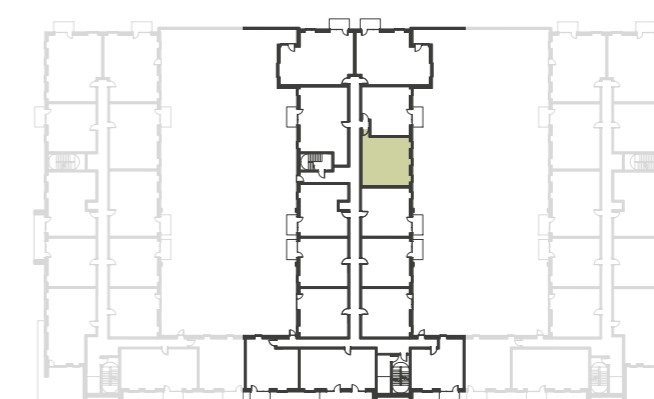


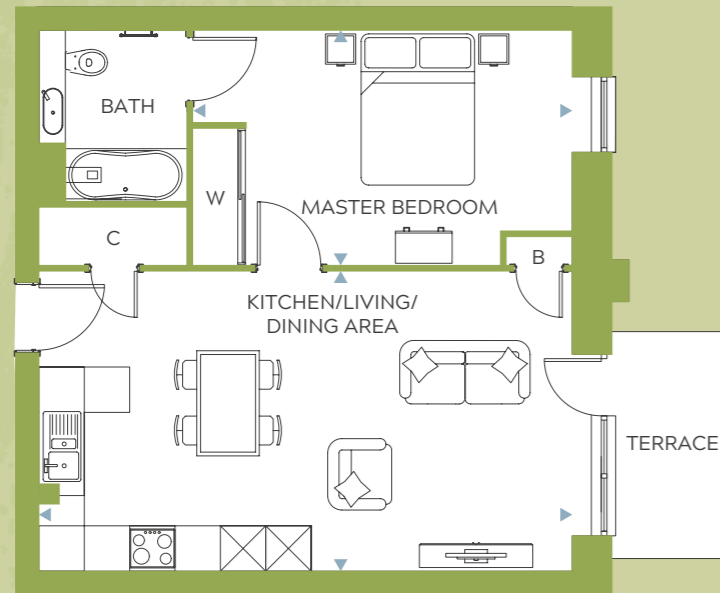
Illustration depicts Floor 2.
Please refer to Plot Locator A, B & C for exact plot locations.

GODFREY PLOTS

- Floor 2 - 86
- Floor 3 - 100
- Floor 4 - 112
- Floor 5 - 123
- Floor 6 - 134
- Floor 7 - 145

Type 29, 1 Bedroom

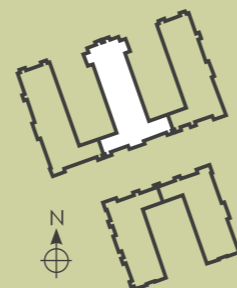
Overall Size - 50.44m² - 543ft²



Kitchen/Living/Dining Area	7.0m x 3.9m	22'11" x 12'9"
Master Bedroom	4.9m x 3.0m	16'1" x 9'10"

Floor plans, dimensions and configurations are included for guidance only, may be subject to revision during construction, please refer to current drawings with a Sales Consultant. Dimensions listed are not inclusive of Balcony and Terrace areas. C - Cupboard, B - Boiler, W - Wardrobe, E/S - En-suite. Dimensions taken from ▶

MASTERPLAN



GODFREY PLOT

Floor 2 - 87

MOORE ▼ GODFREY ▼ ACKROYD ▼

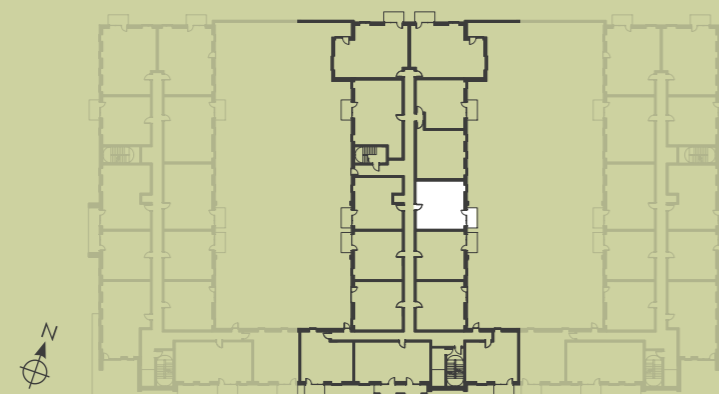


Illustration depicts Floor 2.
Please refer to Plot Locator A, B & C for exact plot locations.

Type 30, 1 Bedroom

Overall Size - 50.04m² - 539ft²



Kitchen/Living/Dining Area	7.3m x 3.8m	23'11" x 12'8"
Master Bedroom	3.7m x 3.3m	12'1" x 10'10"

Floor plans, dimensions and configurations are included for guidance only, may be subject to revision during construction, please refer to current drawings with a Sales Consultant. Dimensions listed are not inclusive of Balcony and Terrace areas. C - Cupboard, B - Boiler, W - Wardrobe, E/S - En-suite. Dimensions taken from ▶

MASTERPLAN



MOORE ▼ GODFREY ▼ ACKROYD ▼

GODFREY PLOT

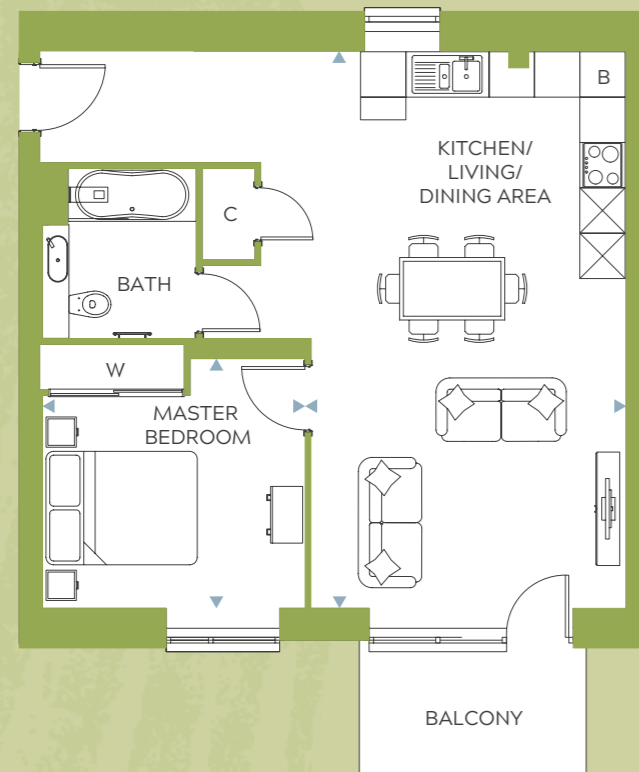
Floor 2 - 90



Illustration depicts Floor 2.
Please refer to Plot Locator A, B & C for exact plot locations.

Type 34, 1 Bedroom

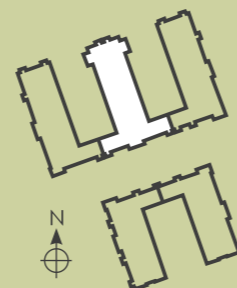
Overall Size - 56.48m² - 607ft²



Kitchen/Living/Dining Area	7.3m x 4.1m	23'11" x 13'5"
Master Bedroom	3.4m x 3.3m	11'1" x 10'10"

Floor plans, dimensions and configurations are included for guidance only, may be subject to revision during construction, please refer to current drawings with a Sales Consultant. Dimensions listed are not inclusive of Balcony and Terrace areas. C - Cupboard, B - Boiler, W - Wardrobe, E/S - En-suite. Dimensions taken from ▶

MASTERPLAN



GODFREY PLOT

Floor 3 - 104

MOORE ▼ GODFREY ▼ ACKROYD ▼

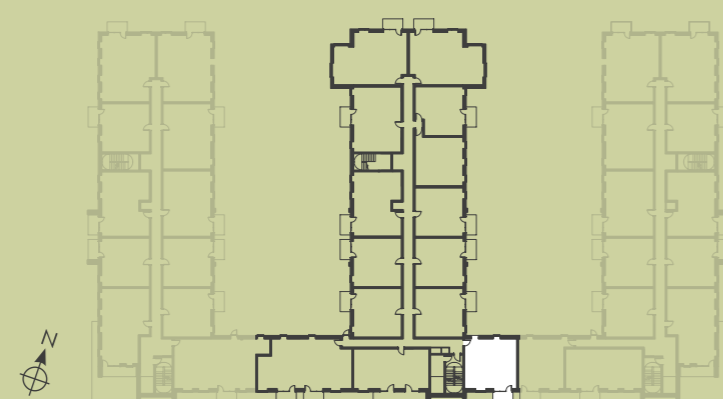
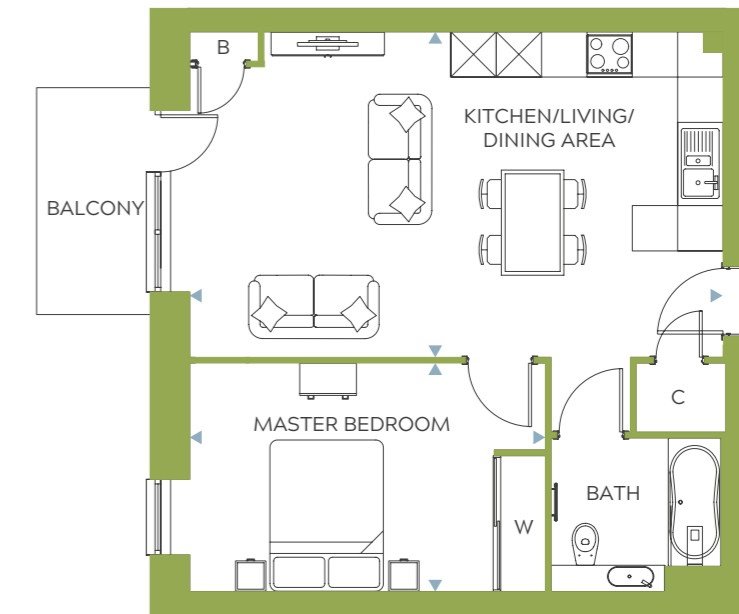


Illustration depicts Floor 3.
Please refer to Plot Locator A, B & C for exact plot locations.

Type 37, 1 Bedroom

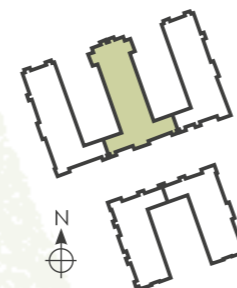
Overall Size - 52.23m² - 562ft²



Kitchen/Living/Dining Area	7.0m x 4.3m	23'2" x 14'2"
Master Bedroom	4.7m x 3.0m	15'6" x 9'12"

Floor plans, dimensions and configurations are included for guidance only, may be subject to revision during construction, please refer to current drawings with a Sales Consultant. Dimensions listed are not inclusive of Balcony and Terrace areas. C - Cupboard, B - Boiler, W - Wardrobe, E/S - En-suite. Dimensions taken from ▶

MASTERPLAN



MOORE ▼

GODFREY ▼

ACKROYD ▼

GODFREY PLOT

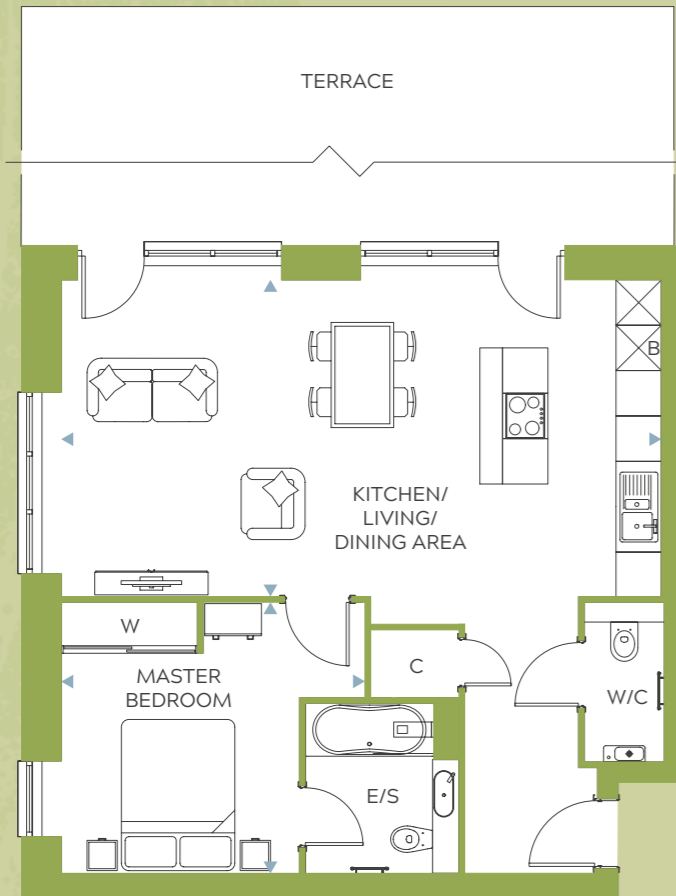
Floor 8 - 152



Illustration depicts Floor 8.
Please refer to Plot Locator A, B & C for exact plot locations.

Type 41, 1 Bedroom

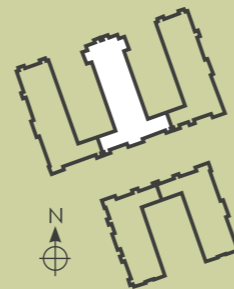
Overall Size - 61.01m² - 657ft²



Kitchen/Living/Dining Area	7.9m x 4.2m	26'1" x 13'9"
Master Bedroom	4.3m x 3.6m	14'1" x 11'10"

Floor plans, dimensions and configurations are included for guidance only, may be subject to revision during construction, please refer to current drawings with a Sales Consultant. Dimensions listed are not inclusive of Balcony and Terrace areas. C - Cupboard, B - Boiler, W - Wardrobe, E/S - En-suite. Dimensions taken from ▶

MASTERPLAN



GODFREY PLOT

Floor 9 - 162

GODFREY ▼

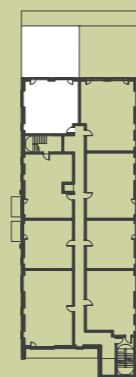
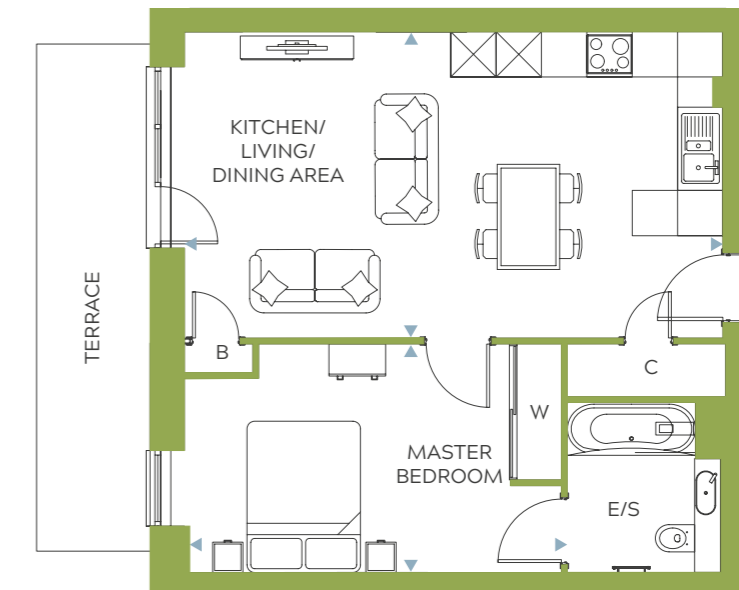


Illustration depicts Floor 9.
Please refer to Plot Locator A, B & C for exact plot locations.

Type 70, 1 Bedroom

Overall Size - 50.86m² - 547ft²



Kitchen/Living/Dining Area	7.1m x 4.0m	23'4" x 13'1"
Master Bedroom	5.0m x 3.0m	16'5" x 9'10"

Kitchen/Living/Dining door to Balcony/Terrace is mirrored to plots 79, 89(h).

Floor plans, dimensions and configurations are included for guidance only, may be subject to revision during construction, please refer to current drawings with a Sales Consultant. Dimensions listed are not inclusive of Balcony and Terrace areas. C - Cupboard, B - Boiler, W - Wardrobe, E/S - En-suite. Dimensions taken from ▶

MASTERPLAN



MOORE ▼

GODFREY ▼

ACKROYD ▼

GODFREY PLOTS

Floor 2 - 79, 80, 88(h), 89(h)

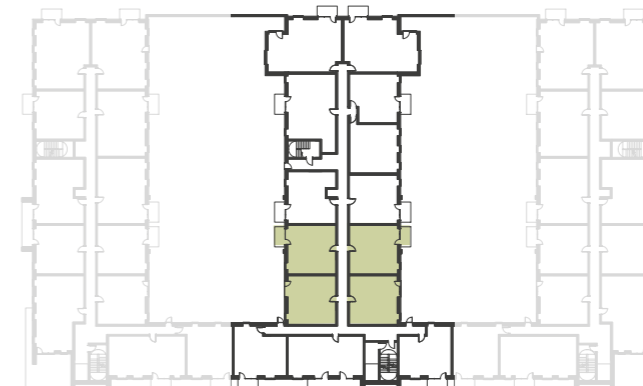
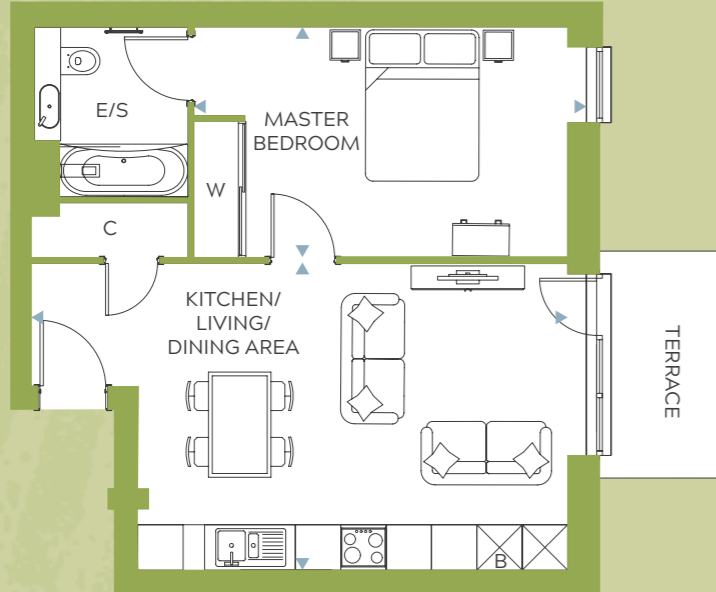


Illustration depicts Floor 2.
Please refer to Plot Locator A, B & C for exact plot locations.

Type 71, 1 Bedroom

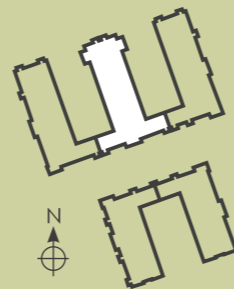
Overall Size - 47.91m² - 516ft²



Kitchen/Living/Dining Area	7.0m x 4.0m	22'0" x 13'2"
Master Bedroom	4.9m x 3.0m	16'1" x 9'10"

Floor plans, dimensions and configurations are included for guidance only, may be subject to revision during construction, please refer to current drawings with a Sales Consultant. Dimensions listed are not inclusive of Balcony and Terrace areas. C - Cupboard, B - Boiler, W - Wardrobe, E/S - En-suite. Dimensions taken from ▶

MASTERPLAN



GODFREY PLOT

Floor 2 - 85

MOORE ▼ GODFREY ▼ ACKROYD ▼

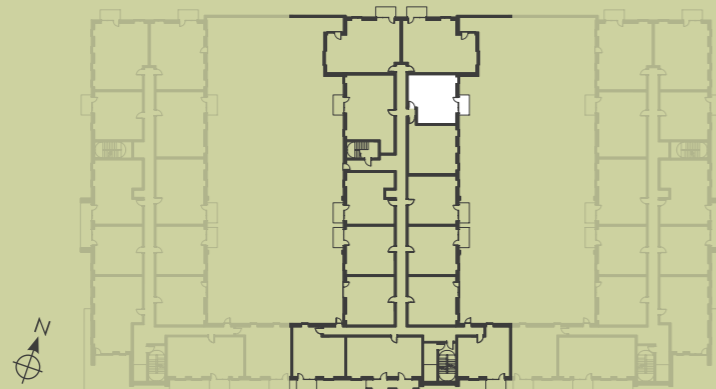


Illustration depicts Floor 2. Please refer to Plot Locator A, B & C for exact plot locations.

Type 72, 1 Bedroom

Overall Size - 50.50m² - 544ft²



Kitchen/Living/Dining Area	7.0m x 4.0m	23'0" x 13'2"
Master Bedroom	4.7m x 3.1m	15'5" x 10'2"

Floor plans, dimensions and configurations are included for guidance only, may be subject to revision during construction, please refer to current drawings with a Sales Consultant. Dimensions listed are not inclusive of Balcony and Terrace areas. C - Cupboard, B - Boiler, W - Wardrobe, E/S - En-suite. Dimensions taken from ▶

MASTERPLAN



MOORE ▼ GODFREY ▼ ACKROYD ▼

GODFREY PLOTS

- Floor 3 - 101
- Floor 4 - 113
- Floor 5 - 124
- Floor 6 - 135
- Floor 7 - 146

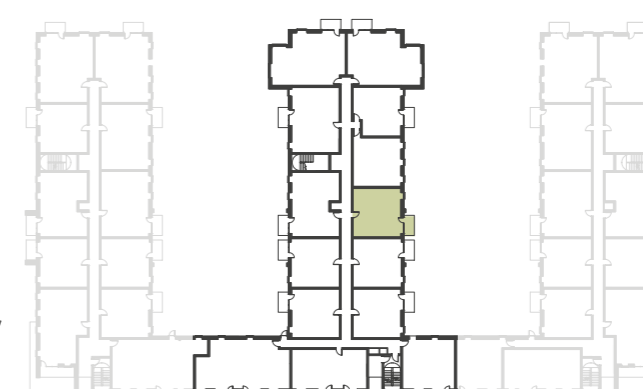


Illustration depicts Floor 3. Please refer to Plot Locator A, B & C for exact plot locations.



MOORE, GODFREY & ACKROYD

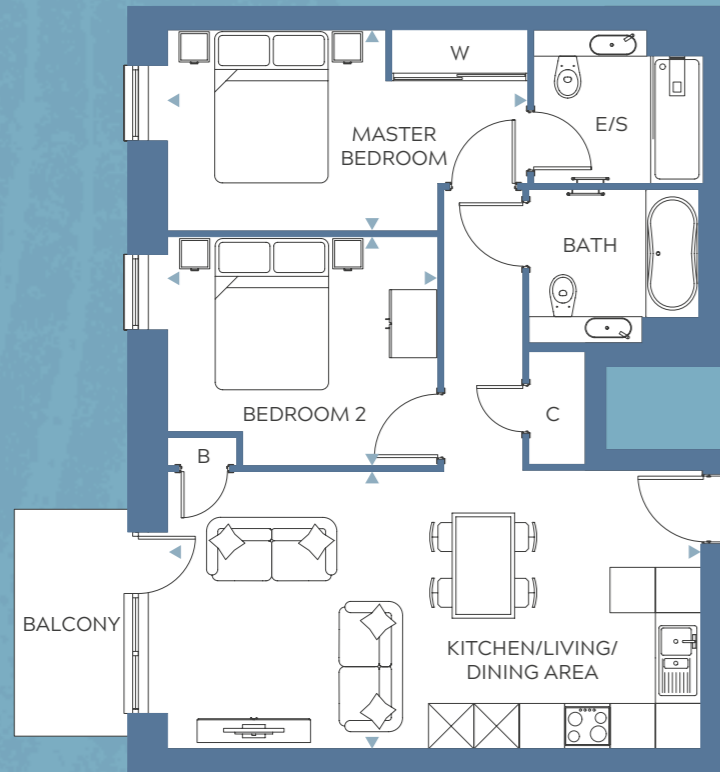
TWO BEDROOM APARTMENTS

Image of existing Weston
Homes development

Weston
Homes

Type 3, 2 Bedroom

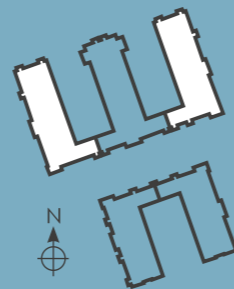
Overall Size - 64.60m² - 695ft²



Kitchen/Living/Dining Area	7.0m x 3.7m	22'11" x 12'1"
Master Bedroom	4.7m x 2.6m	15'5" x 8'6"
Bedroom 2	3.6m x 3.0m	11'9" x 9'11"

Floor plans, dimensions and configurations are included for guidance only, may be subject to revision during construction, please refer to current drawings with a Sales Consultant. Dimensions listed are not inclusive of Balcony and Terrace areas. C - Cupboard, B - Boiler, W - Wardrobe, E/S - En-suite. Dimensions taken from ▶

MASTERPLAN



MOORE PLOTS

- Floor 1 - 3
- Floor 2 - 10
- Floor 3 - 22
- Floor 4 - 33
- Floor 5 - 43
- Floor 6 - 53
- Floor 7 - 63

MOORE ▼ GODFREY ▼ ACKROYD ▼

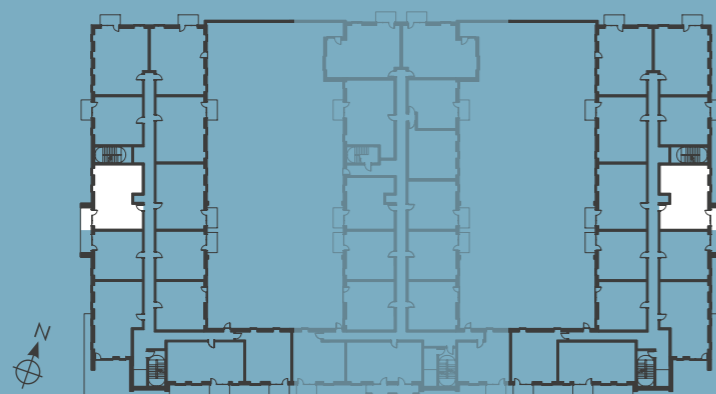


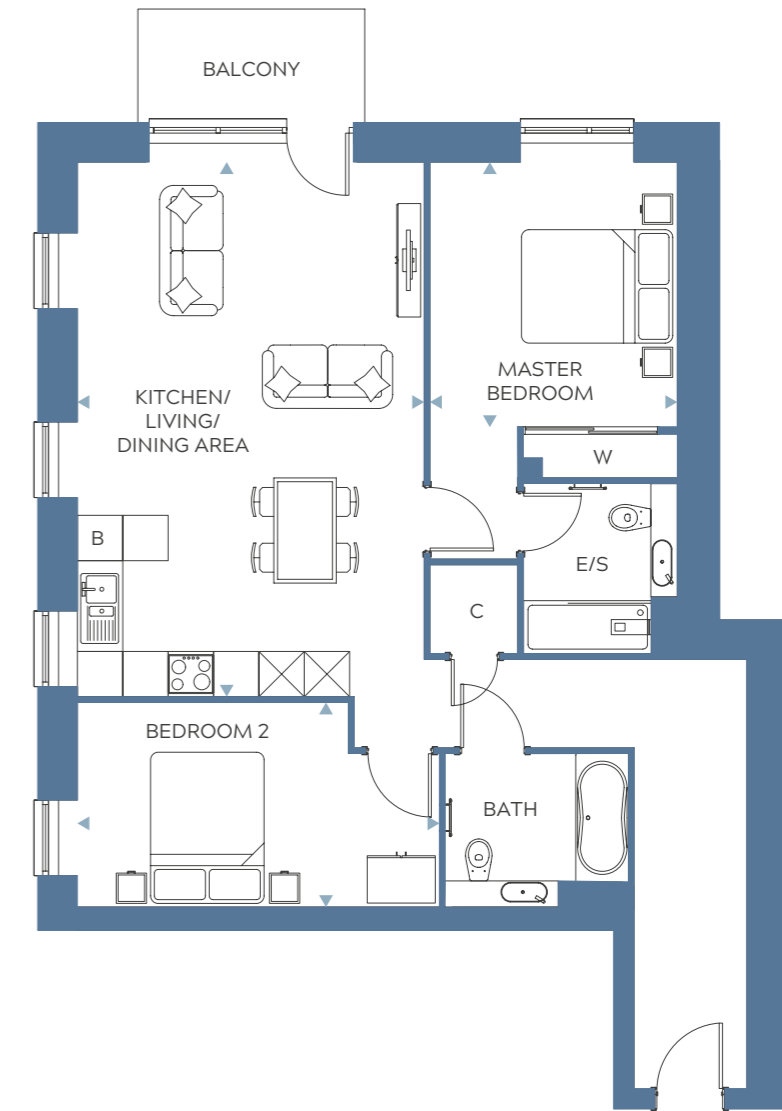
Illustration depicts Floor 2.
Please refer to Plot Locator A, B & C for exact plot locations.

ACKROYD PLOTS

- Floor 2 - 184(h)
- Floor 3 - 196(h)
- Floor 4 - 206(h)
- Floor 5 - 216(h)
- Floor 6 - 226(h)
- Floor 7 - 234(h)

Type 4, 2 Bedroom

Overall Size - 84.73m² - 912ft²



Kitchen/Living/Dining Area	7.0m x 4.6m	22'11" x 15'1"
Master Bedroom	3.5m x 3.2m	11'5" x 10'6"
Bedroom 2	4.8m x 2.7m	15'9" x 8'11"

Floor plans, dimensions and configurations are included for guidance only, may be subject to revision during construction, please refer to current drawings with a Sales Consultant. Dimensions listed are not inclusive of Balcony and Terrace areas. C - Cupboard, B - Boiler, W - Wardrobe, E/S - En-suite. Dimensions taken from ▶

MASTERPLAN



MOORE ▼ GODFREY ▼ ACKROYD ▼ MOORE PLOT

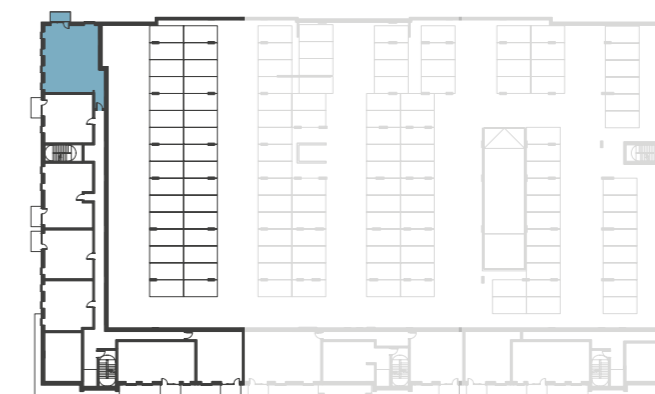
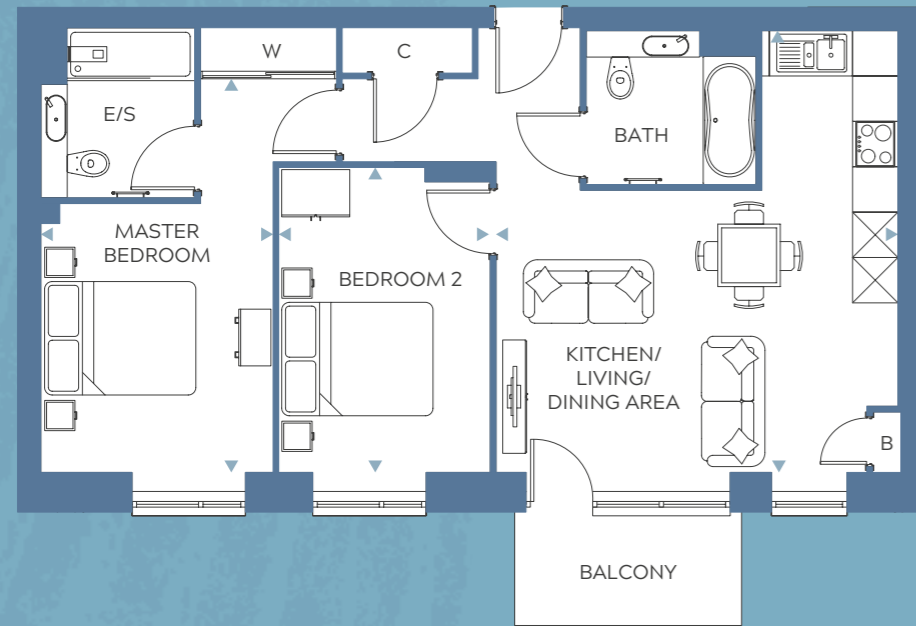


Illustration depicts Floor 1.
Please refer to Plot Locator A, B & C for exact plot locations.

Type 6, 2 Bedroom

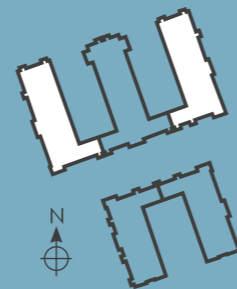
Overall Size - 66.53m² - 716ft²



Kitchen/Living/Dining Area	5.8m x 5.3m	19'2" x 17'5"
Master Bedroom	5.2m x 3.0m	17'1" x 9'10"
Bedroom 2	4.0m x 2.8m	13'3" x 9'1"

Floor plans, dimensions and configurations are included for guidance only, may be subject to revision during construction, please refer to current drawings with a Sales Consultant. Dimensions listed are not inclusive of Balcony and Terrace areas. C - Cupboard, B - Boiler, W - Wardrobe, E/S - En-suite. Dimensions taken from ▶

MASTERPLAN



MOORE PLOTS

Floor 1 - 7
Floor 2 - 19

MOORE ▼

GODFREY ▼

ACKROYD ▼

ACKROYD PLOTS

Floor 1 - 173(h)
Floor 2 - 175(h)
Floor 3 - 187(h)

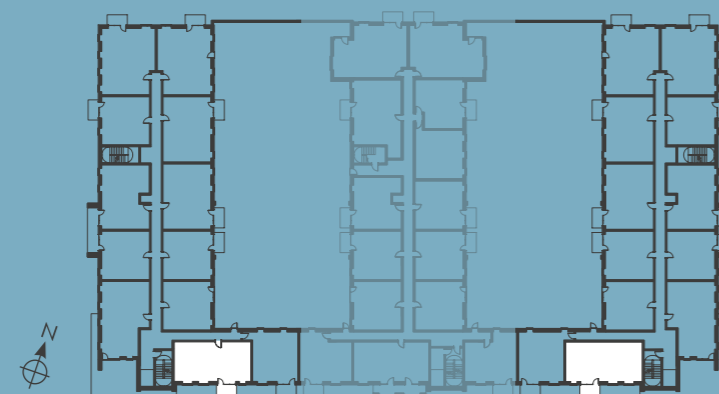
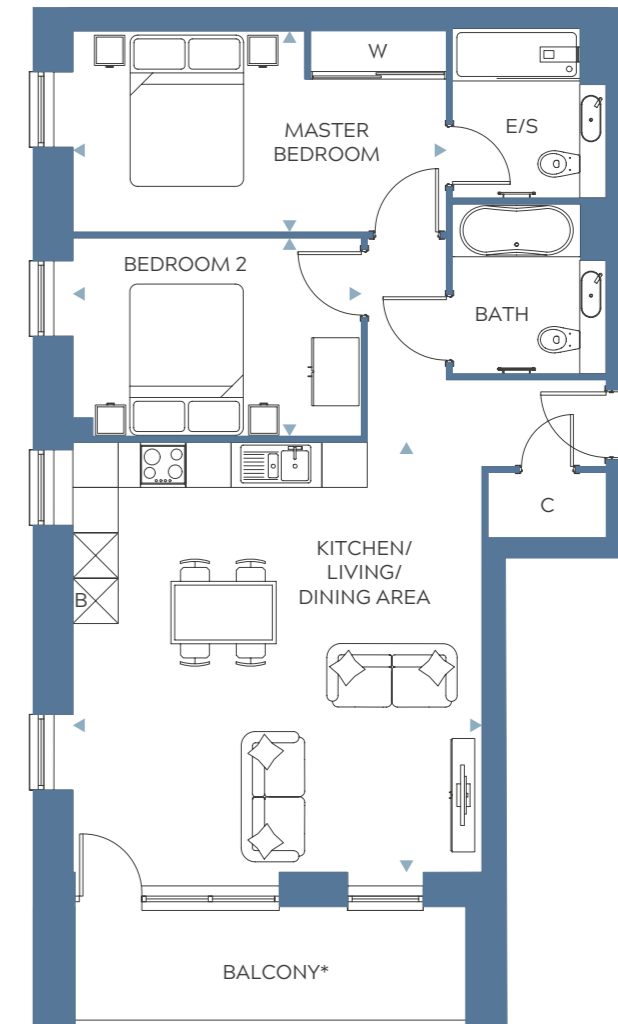


Illustration depicts Floor 2.
Please refer to Plot Locator A, B & C for exact plot locations.

Type 7, 1 Bedroom

Overall Size - 71.70m² - 771ft²



Kitchen/Living/Dining Area	5.6m x 5.4m	18'4" x 17'9"
Master Bedroom	4.9m x 2.6m	16'3" x 8'6"
Bedroom 2	3.8m x 2.7m	12'6" x 8'7"

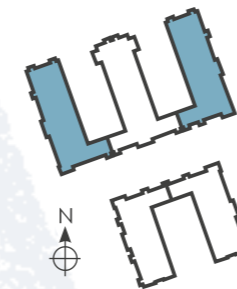
*Kitchen/Living/Dining Balcony replaced by a significantly larger terrace to plots 8 & 199.

No single window to Kitchen/Living/Dining to plots 61 & 229.

Kitchen/Living/Dining double window is replaced by a triple window and is positioned centrally to plot 229.

Floor plans, dimensions and configurations are included for guidance only, may be subject to revision during construction, please refer to current drawings with a Sales Consultant. Dimensions listed are not inclusive of Balcony and Terrace areas. C - Cupboard, B - Boiler, W - Wardrobe, E/S - En-suite. Dimensions taken from ▶

MASTERPLAN



MOORE PLOTS

Floor 2 - 8
Floor 3 - 20
Floor 4 - 31
Floor 5 - 41
Floor 6 - 51
Floor 7 - 61

MOORE ▼

GODFREY ▼

ACKROYD ▼

ACKROYD PLOTS

Floor 4 - 199
Floor 5 - 209
Floor 6 - 219
Floor 7 - 229



Illustration depicts Floor 5.
Please refer to Plot Locator A, B & C for exact plot locations.

Type 8, 2 Bedroom

Overall Size - 72.43m² - 779ft²



Kitchen/Living/Dining Area	5.6m x 5.4m	18'4" x 17'9"
Master Bedroom	4.9m x 2.6m	16'3" x 8'6"
Bedroom 2	3.8m x 2.6m	12'6" x 8'7"

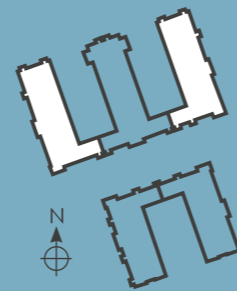
*Kitchen/Living/Dining Balcony replaced by a significantly larger terrace to plots 40 & 186.

No single window to Kitchen/Living/Dining to plots 68 & 236.

Kitchen/Living/Dining double window is replaced by a triple window and is positioned centrally to plots 68 & 236.

Floor plans, dimensions and configurations are included for guidance only, may be subject to revision during construction, please refer to current drawings with a Sales Consultant. Dimensions listed are not inclusive of Balcony and Terrace areas. C - Cupboard, B - Boiler, W - Wardrobe, E/S - En-suite. Dimensions taken from ▶

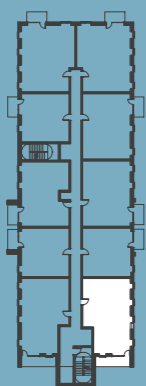
MASTERPLAN



MOORE PLOTS

- Floor 4 - 40
- Floor 5 - 50
- Floor 6 - 60
- Floor 7 - 68

MOORE ▼



GODFREY ▼



ACKROYD ▼

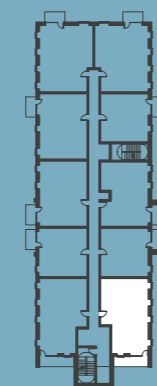


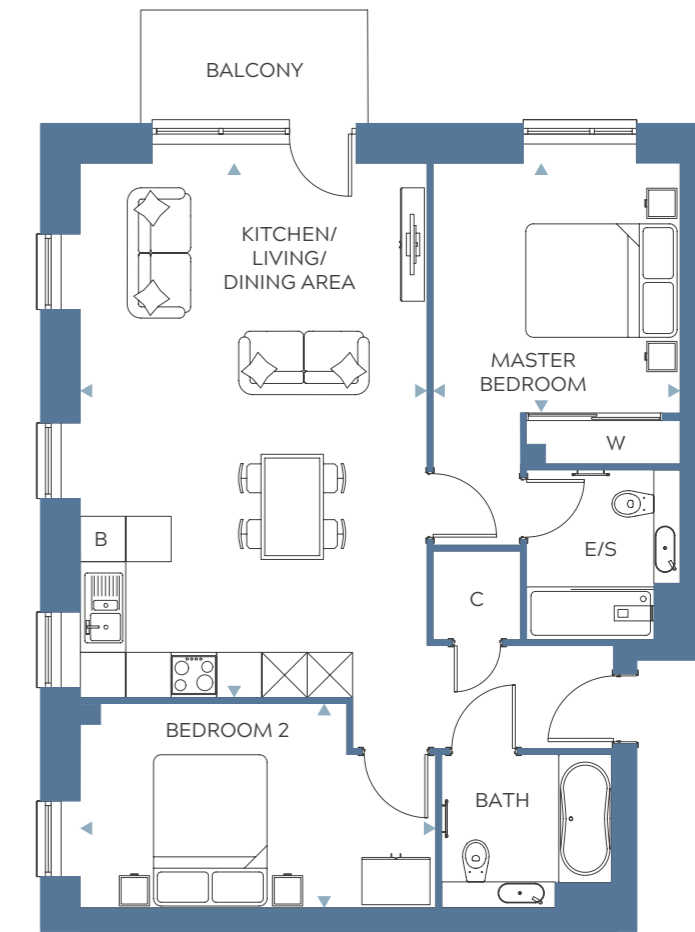
Illustration depicts Floor 5.
Please refer to Plot Locator A, B & C for exact plot locations.

ACKROYD PLOTS

- Floor 2 - 186
- Floor 3 - 198
- Floor 4 - 208
- Floor 5 - 218
- Floor 6 - 228
- Floor 7 - 236

Type 9, 2 Bedroom

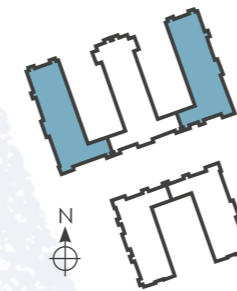
Overall Size - 75.06m² - 807ft²



Kitchen/Living/Dining Area	7.0m x 4.6m	22'11" x 15'11"
Master Bedroom	3.3m x 3.2m	10'9" x 10'5"
Bedroom 2	4.7m x 2.7m	15'5" x 8'11"

Floor plans, dimensions and configurations are included for guidance only, may be subject to revision during construction, please refer to current drawings with a Sales Consultant. Dimensions listed are not inclusive of Balcony and Terrace areas. C - Cupboard, B - Boiler, W - Wardrobe, E/S - En-suite. Dimensions taken from ▶

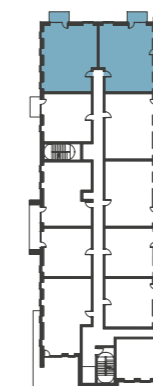
MASTERPLAN



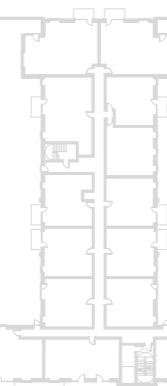
MOORE PLOTS

- Floor 2 - 12, 13(h)
- Floor 3 - 24, 25(h)
- Floor 4 - 35, 36(h)
- Floor 5 - 45, 46(h)
- Floor 6 - 55, 56(h)

MOORE ▼



GODFREY ▼



ACKROYD ▼

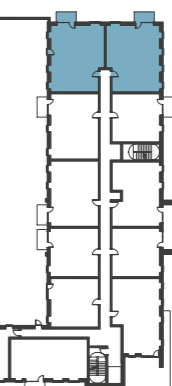


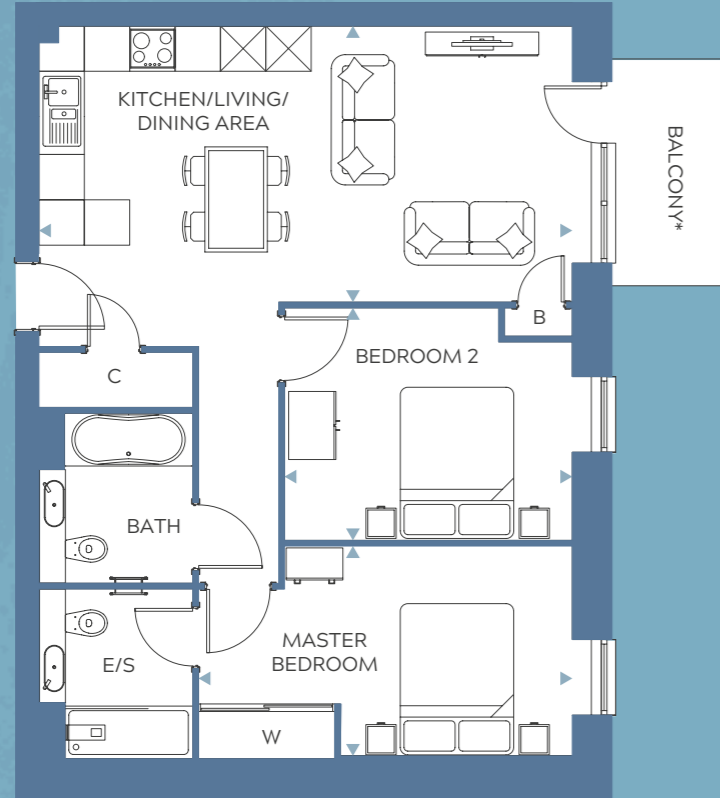
Illustration depicts Floor 2.
Please refer to Plot Locator A, B & C for exact plot locations.

ACKROYD PLOTS

- Floor 2 - 181, 182(h)
- Floor 3 - 193, 194(h)
- Floor 4 - 203, 204(h)
- Floor 5 - 213, 214(h)
- Floor 6 - 223, 224(h)

Type 10, 2 Bedroom

Overall Size - 68.27m² - 734ft²

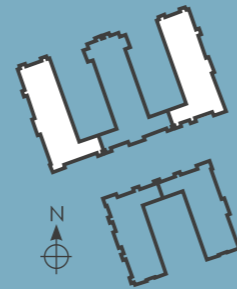


Kitchen/Living/Dining Area	7.0m x 3.6m	22'11" x 11'9"
Master Bedroom	4.9m x 2.7m	16'3" x 8'10"
Bedroom 2	3.8m x 3.0m	15'6" x 9'10"

*Terrace replaces Balcony to plot 14.

Floor plans, dimensions and configurations are included for guidance only, may be subject to revision during construction, please refer to current drawings with a Sales Consultant. Dimensions listed are not inclusive of Balcony and Terrace areas. C - Cupboard, B - Boiler, W - Wardrobe, E/S - En-suite. Dimensions taken from ▶

MASTERPLAN



MOORE PLOTS

- Floor 2 - 14
- Floor 3 - 26
- Floor 4 - 37
- Floor 5 - 47
- Floor 6 - 57

MOORE ▼ GODFREY ▼ ACKROYD ▼

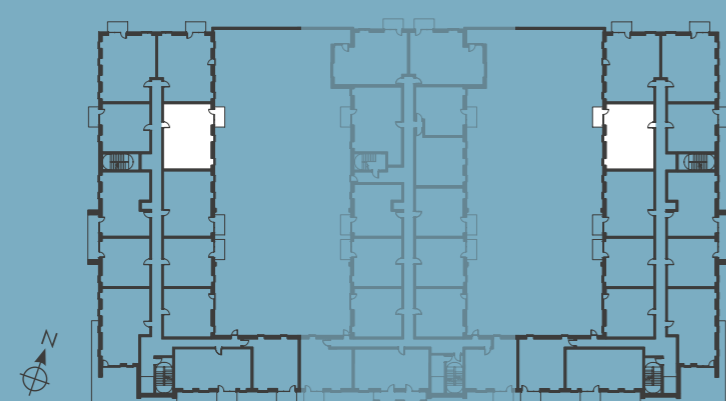


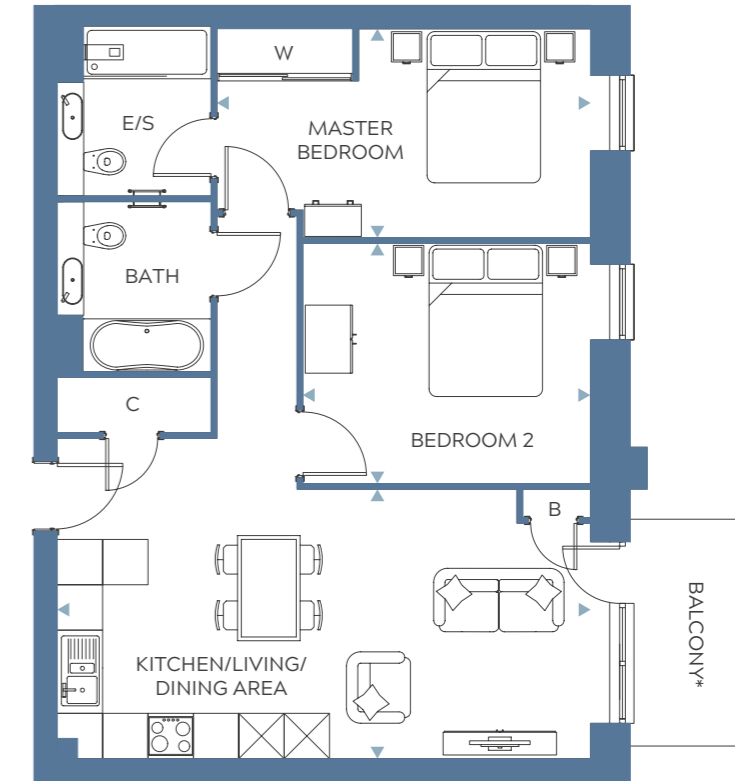
Illustration depicts Floor 2.
Please refer to Plot Locator A, B & C for exact plot locations.

ACKROYD PLOTS

- Floor 2 - 180(h)
- Floor 3 - 192(h)
- Floor 4 - 202(h)
- Floor 5 - 212(h)
- Floor 6 - 222(h)

Type 11, 2 Bedroom

Overall Size - 68.27m² - 734ft²

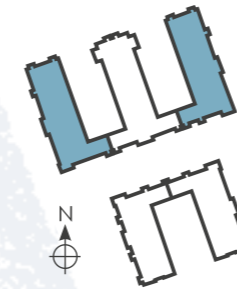


Kitchen/Living/Dining Area	7.0m x 3.5m	22'11" x 11'6"
Master Bedroom	4.9m x 2.7m	16'3" x 8'10"
Bedroom 2	3.8m x 3.1m	15'6" x 10'1"

*Terrace replaces Balcony to plot 15.

Floor plans, dimensions and configurations are included for guidance only, may be subject to revision during construction, please refer to current drawings with a Sales Consultant. Dimensions listed are not inclusive of Balcony and Terrace areas. C - Cupboard, B - Boiler, W - Wardrobe, E/S - En-suite. Dimensions taken from ▶

MASTERPLAN



MOORE PLOTS

- Floor 2 - 15
- Floor 3 - 27
- Floor 4 - 38
- Floor 5 - 48
- Floor 6 - 58
- Floor 7 - 66

MOORE ▼ GODFREY ▼ ACKROYD ▼



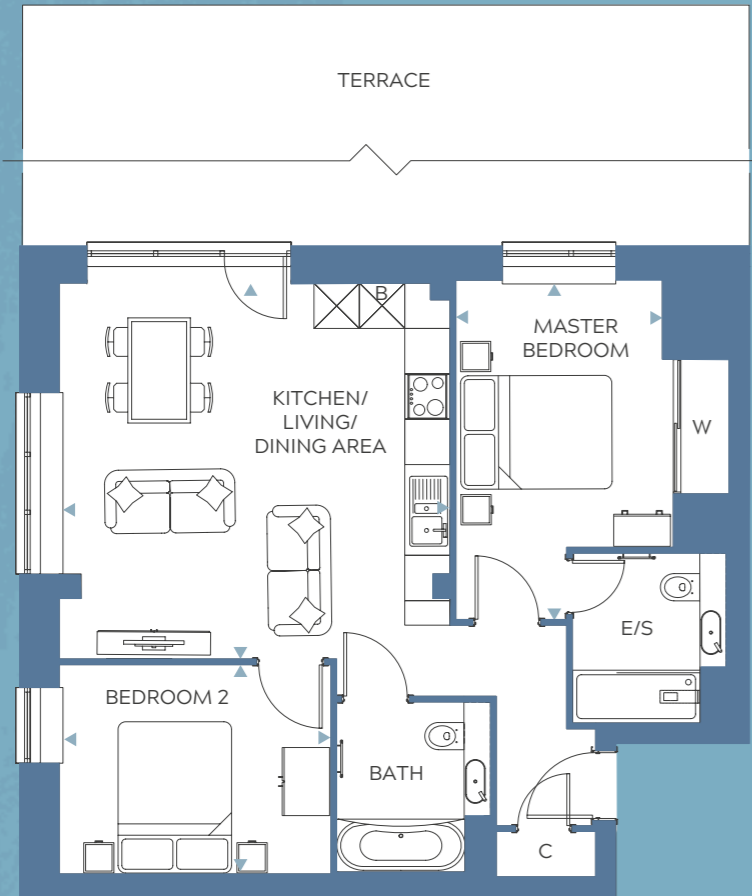
Illustration depicts Floor 2.
Please refer to Plot Locator A, B & C for exact plot locations.

ACKROYD PLOTS

- Floor 2 - 179(h)
- Floor 3 - 191(h)
- Floor 4 - 201(h)
- Floor 5 - 211(h)
- Floor 6 - 221(h)
- Floor 7 - 231(h)

Type 14, 2 Bedroom

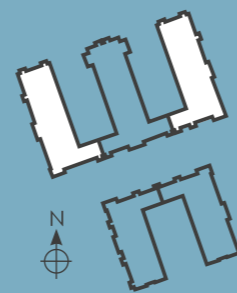
Overall Size - 66.36m² - 714ft²



Kitchen/Living/Dining Area	5.1m x 5.0m	16'9" x 16'5"
Master Bedroom	4.5m x 2.7m	14'9" x 8'10"
Bedroom 2	3.6m x 2.7m	11'10" x 8'10"

Floor plans, dimensions and configurations are included for guidance only, may be subject to revision during construction, please refer to current drawings with a Sales Consultant. Dimensions listed are not inclusive of Balcony and Terrace areas. C - Cupboard, B - Boiler, W - Wardrobe, E/S - En-suite. Dimensions taken from ▶

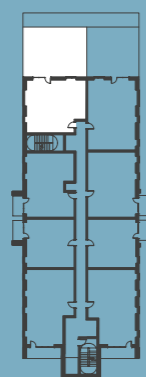
MASTERPLAN



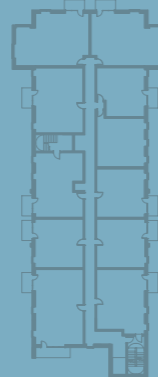
MOORE PLOT

Floor 7 - 64

MOORE ▼



GODFREY ▼



ACKROYD ▼

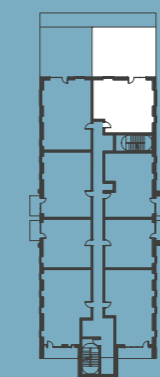
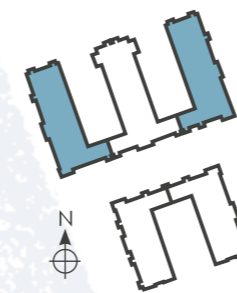


Illustration depicts Floor 7.
Please refer to Plot Locator A, B & C for exact plot locations.

ACKROYD PLOT

Floor 7 - 233(h)

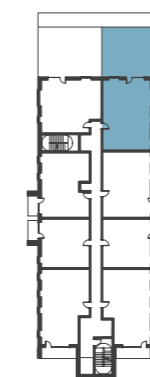
MASTERPLAN



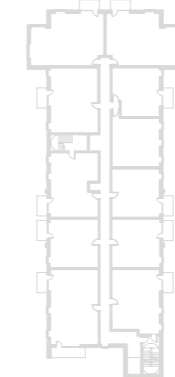
MOORE PLOT

Floor 7 - 65

MOORE ▼



GODFREY ▼



ACKROYD ▼

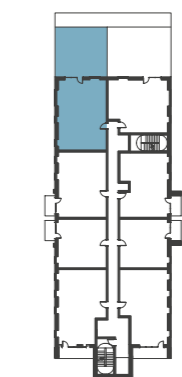


Illustration depicts Floor 7.
Please refer to Plot Locator A, B & C for exact plot locations.

Type 15, 2 Bedroom

Overall Size - 73.60m² - 792ft²

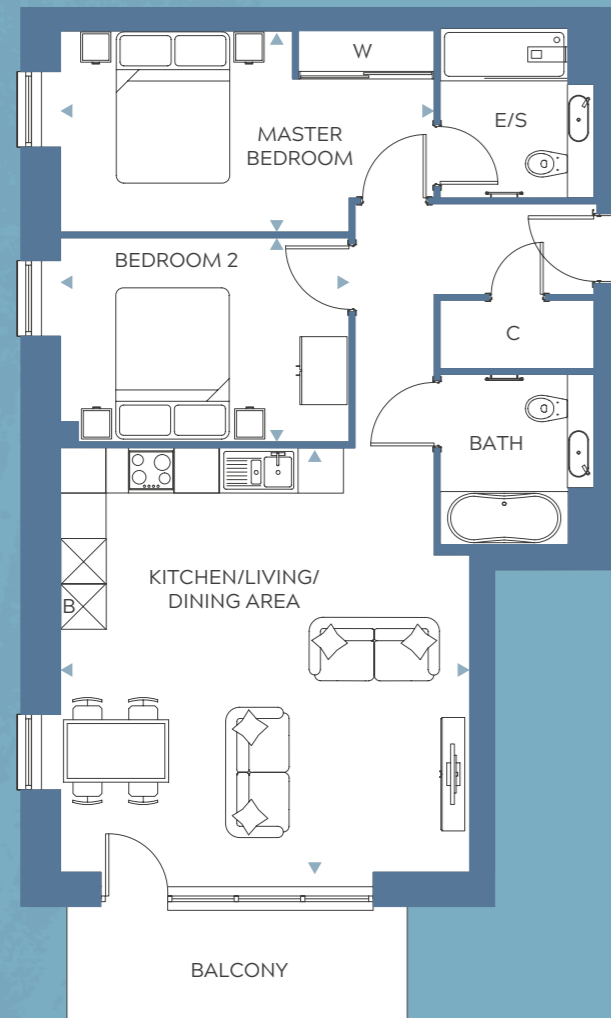


Kitchen/Living/Dining Area	7.0m x 4.2m	22'11" x 13'10"
Master Bedroom	4.9m x 2.9m	16'3" x 9'6"
Bedroom 2	3.8m x 3.1m	12'5" x 10'2"

Floor plans, dimensions and configurations are included for guidance only, may be subject to revision during construction, please refer to current drawings with a Sales Consultant. Dimensions listed are not inclusive of Balcony and Terrace areas. C - Cupboard, B - Boiler, W - Wardrobe, E/S - En-suite. Dimensions taken from ▶

Type 16, 2 Bedroom

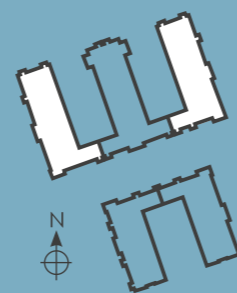
Overall Size - 71.60m² - 770ft²



Kitchen/Living/Dining Area	5.6m x 5.4m	18'5" x 17'9"
Master Bedroom	4.9m x 2.6m	16'3" x 8'6"
Bedroom 2	3.8m x 2.7m	12'6" x 8'10"

Floor plans, dimensions and configurations are included for guidance only, may be subject to revision during construction, please refer to current drawings with a Sales Consultant. Dimensions listed are not inclusive of Balcony and Terrace areas. C - Cupboard, B - Boiler, W - Wardrobe, E/S - En-suite. Dimensions taken from ▶

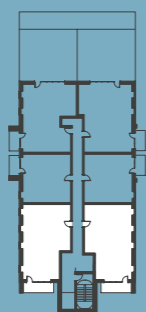
MASTERPLAN



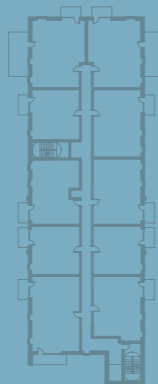
MOORE PLOTS

Floor 8 - Plots 69, 74(h)

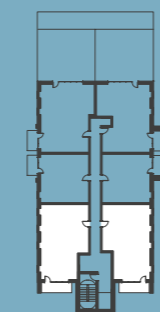
MOORE ▼



GODFREY ▼



ACKROYD ▼



ACKROYD PLOTS

Floor 8 - 237, 242(h)

Illustration depicts Floor 8. Please refer to Plot Locator A, B & C for exact plot locations.



Image of existing Weston Homes development

Type 17, 2 Bedroom

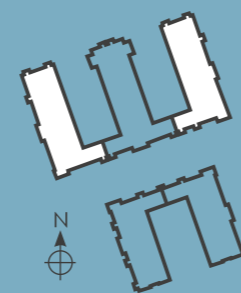
Overall Size - 73.05m² - 786ft²



Kitchen/Living/Dining Area	7.9m x 4.7m	26'0" x 15'7"
Master Bedroom	4.4m x 3.8m	14'5" x 12'6"
Bedroom 2	4.4m x 2.7m	14'5" x 9'0"

Floor plans, dimensions and configurations are included for guidance only, may be subject to revision during construction, please refer to current drawings with a Sales Consultant. Dimensions listed are not inclusive of Balcony and Terrace areas. C - Cupboard, B - Boiler, W - Wardrobe, E/S - En-suite. Dimensions taken from ▶

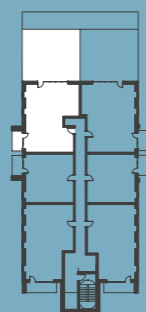
MASTERPLAN



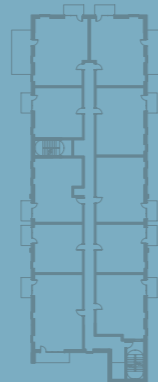
MOORE PLOT

Floor 8 - 71

MOORE ▼



GODFREY ▼



ACKROYD ▼

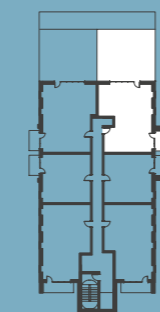


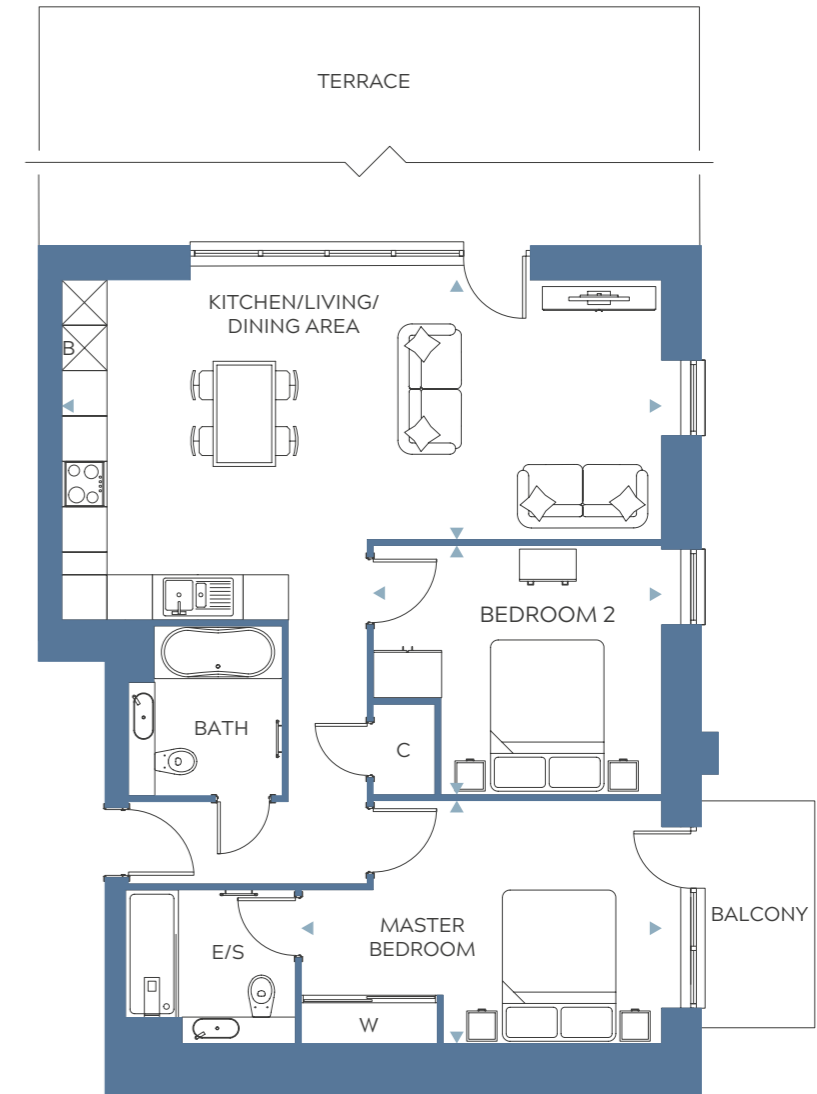
Illustration depicts Floor 8. Please refer to Plot Locator A, B & C for exact plot locations.

ACKROYD PLOT

Floor 8 - 240(h)

Type 18, 2 Bedroom

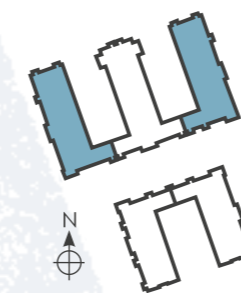
Overall Size - 73.4m² - 811ft²



Kitchen/Living/Dining Area	7.9m x 3.4m	26'0" x 11'3"
Master Bedroom	4.7m x 3.2m	15'5" x 10'7"
Bedroom 2	3.8m x 3.3m	12'6" x 10'10"

Floor plans, dimensions and configurations are included for guidance only, may be subject to revision during construction, please refer to current drawings with a Sales Consultant. Dimensions listed are not inclusive of Balcony and Terrace areas. C - Cupboard, B - Boiler, W - Wardrobe, E/S - En-suite. Dimensions taken from ▶

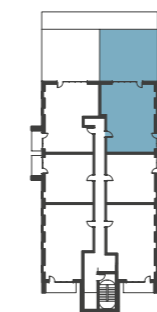
MASTERPLAN



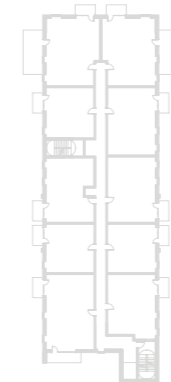
MOORE PLOT

Floor 8 - 72

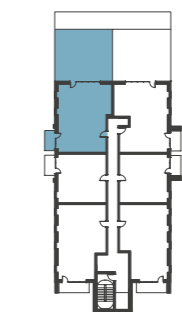
MOORE ▼



GODFREY ▼



ACKROYD ▼



ACKROYD PLOT

Floor 8 - 239(h)

Illustration depicts Floor 8. Please refer to Plot Locator A, B & C for exact plot locations.

Type 19, 2 Bedroom

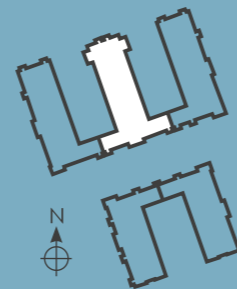
Overall Size - 82.31m² - 886ft²



Kitchen/Living/Dining Area	7.3m x 4.8m	24'1" x 15'9"
Master Bedroom	4.8m x 3.8m	15'11" x 12'7"
Bedroom 2	4.0m x 2.7m	13'3" x 8'10"

Floor plans, dimensions and configurations are included for guidance only, may be subject to revision during construction, please refer to current drawings with a Sales Consultant. Dimensions listed are not inclusive of Balcony and Terrace areas. C - Cupboard, B - Boiler, W - Wardrobe, E/S - En-suite. Dimensions taken from ▶

MASTERPLAN



GODFREY PLOT

Floor 1 - 75

MOORE ▼ GODFREY ▼ ACKROYD ▼

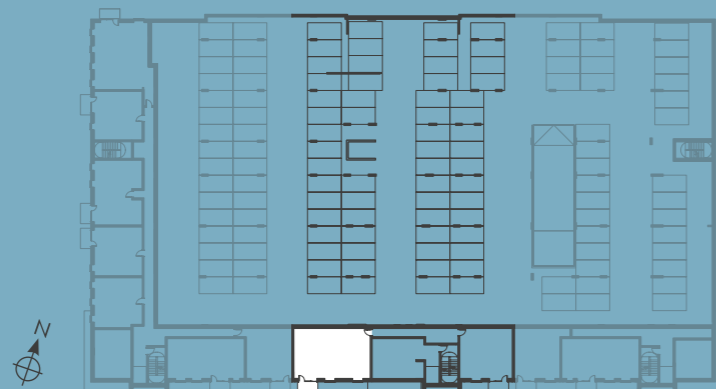
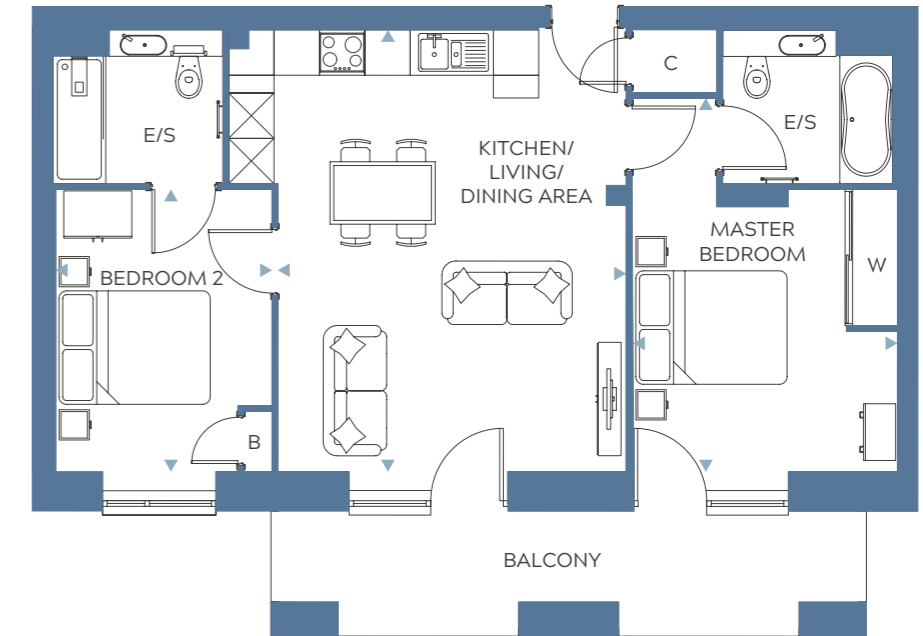


Illustration depicts Floor 1.
Please refer to Plot Locator A, B & C for exact plot locations.

Type 21, 2 Bedroom

Overall Size - 64.99m² - 699ft²



Kitchen/Living/Dining Area	5.8m x 4.6m	19'2" x 15'1"
Master Bedroom	4.9m x 3.5m	16'3" x 11'6"
Bedroom 2	3.7m x 2.8m	12'3" x 9'2"

Floor plans, dimensions and configurations are included for guidance only, may be subject to revision during construction, please refer to current drawings with a Sales Consultant. Dimensions listed are not inclusive of Balcony and Terrace areas. C - Cupboard, B - Boiler, W - Wardrobe, E/S - En-suite. Dimensions taken from ▶

MASTERPLAN



MOORE ▼ GODFREY ▼ ACKROYD ▼

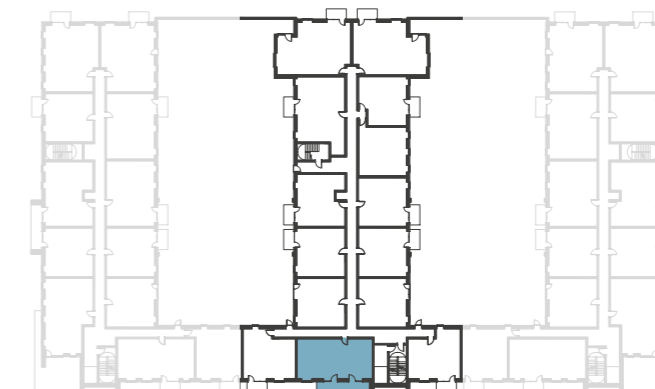


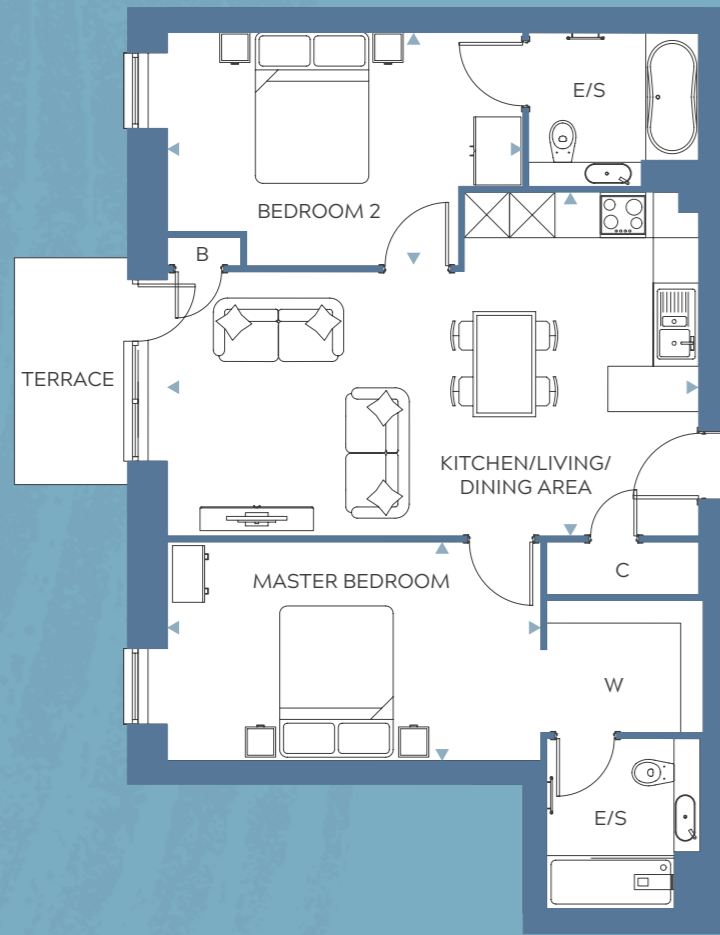
Illustration depicts Floor 2.
Please refer to Plot Locator A, B & C for exact plot locations.

GODFREY PLOTS

Floor 2 - 77
Floor 3 - 91

Type 25, 2 Bedroom

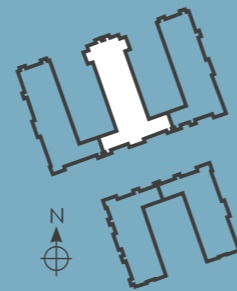
Overall Size - 71.83m² - 773ft²



Kitchen/Living/Dining Area	7.0m x 4.5m	22'11" x 14'11"
Master Bedroom	4.9m x 2.9m	16'3" x 9'6"
Bedroom 2	4.7m x 3.0m	15'5" x 9'10"

Floor plans, dimensions and configurations are included for guidance only, may be subject to revision during construction, please refer to current drawings with a Sales Consultant. Dimensions listed are not inclusive of Balcony and Terrace areas. C - Cupboard, B - Boiler, W - Wardrobe, E/S - En-suite. Dimensions taken from ▶

MASTERPLAN



GODFREY PLOT

Floor 2 - 82

MOORE ▼ GODFREY ▼ ACKROYD ▼

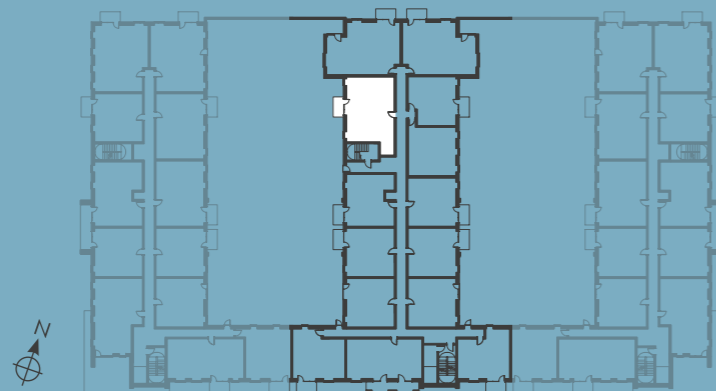
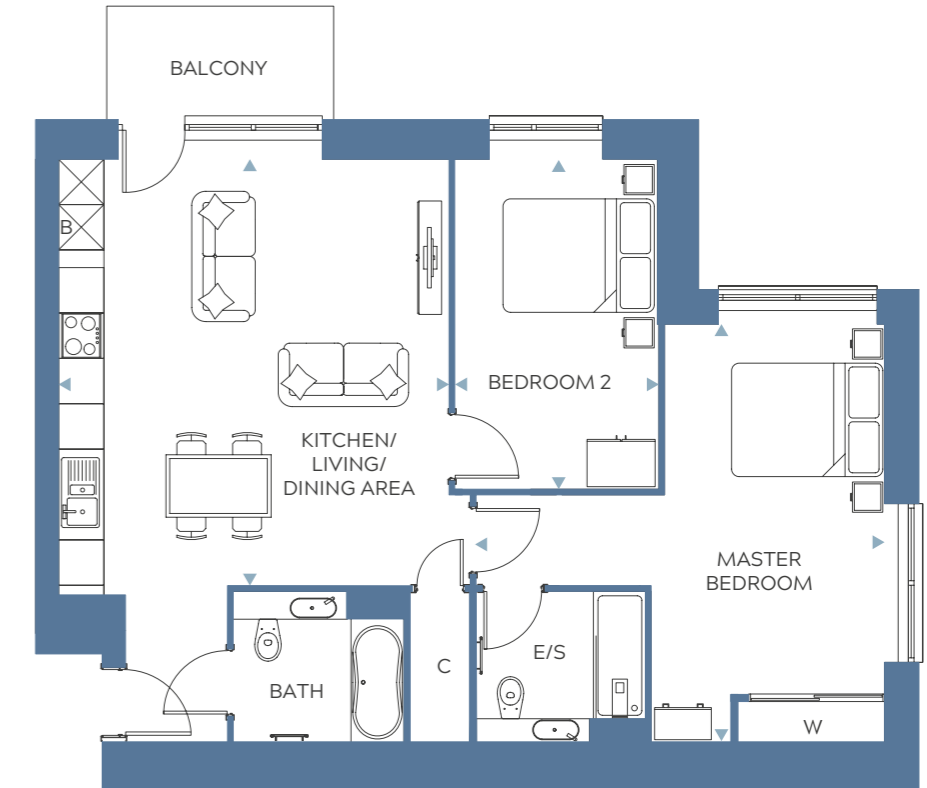


Illustration depicts Floor 2.
Please refer to Plot Locator A, B & C for exact plot locations.

Type 26, 2 Bedroom

Overall Size - 76.81m² - 827ft²

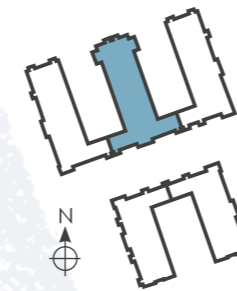


Kitchen/Living/Dining Area	5.6m x 5.2m	18'6" x 16'11"
Master Bedroom	5.6m x 4.3m	18'3" x 14'0"
Bedroom 2	4.4m x 2.7m	14'3" x 8'10"

Double window to Master Bedroom is replaced by a single window and a door leading out to a Terrace to plot 84.

Floor plans, dimensions and configurations are included for guidance only, may be subject to revision during construction, please refer to current drawings with a Sales Consultant. Dimensions listed are not inclusive of Balcony and Terrace areas. C - Cupboard, B - Boiler, W - Wardrobe, E/S - En-suite. Dimensions taken from ▶

MASTERPLAN



MOORE ▼ GODFREY ▼ ACKROYD ▼



Illustration depicts Floor 2.
Please refer to Plot Locator A, B & C for exact plot locations.

GODFREY PLOTS

- Floor 2 - 84
- Floor 3 - 98
- Floor 4 - 110
- Floor 5 - 121
- Floor 6 - 132
- Floor 7 - 143

Type 32, 2 Bedroom

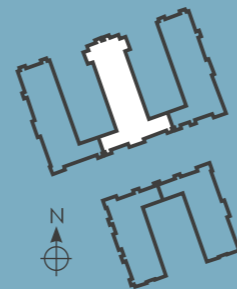
Overall Size - 64.49m² - 694ft²



Kitchen/Living/Dining Area	7.0m x 3.6m	22'11" x 11'12"
Master Bedroom	4.7m x 2.6m	15'5" x 8'6"
Bedroom 2	3.5m x 3.0m	11'5" x 9'10"

Floor plans, dimensions and configurations are included for guidance only, may be subject to revision during construction, please refer to current drawings with a Sales Consultant. Dimensions listed are not inclusive of Balcony and Terrace areas. C - Cupboard, B - Boiler, W - Wardrobe, E/S - En-suite. Dimensions taken from ▶

MASTERPLAN



GODFREY PLOTS

- Floor 3 - 95
- Floor 4 - 107
- Floor 5 - 118
- Floor 6 - 129
- Floor 7 - 140
- Floor 8 - 151
- Floor 9 - 161

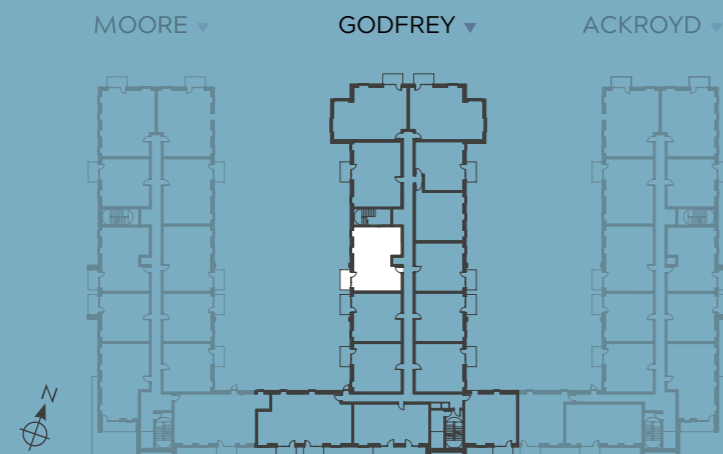
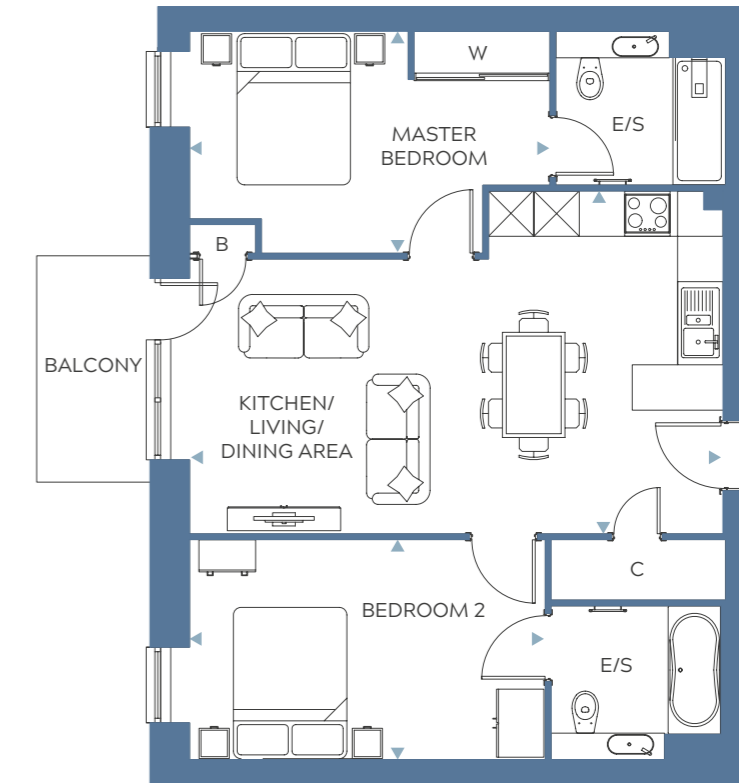


Illustration depicts Floor 3.
Please refer to Plot Locator A, B & C for exact plot locations.

Type 33, 2 Bedroom

Overall Size - 67.68m² - 729ft²



Kitchen/Living/Dining Area	7.0m x 4.5m	22'12" x 14'10"
Master Bedroom	4.7m x 2.9m	15'5" x 9'8"
Bedroom 2	4.7m x 2.9m	15'4" x 9'8"

Floor plans, dimensions and configurations are included for guidance only, may be subject to revision during construction, please refer to current drawings with a Sales Consultant. Dimensions listed are not inclusive of Balcony and Terrace areas. C - Cupboard, B - Boiler, W - Wardrobe, E/S - En-suite. Dimensions taken from ▶

MASTERPLAN



GODFREY PLOTS

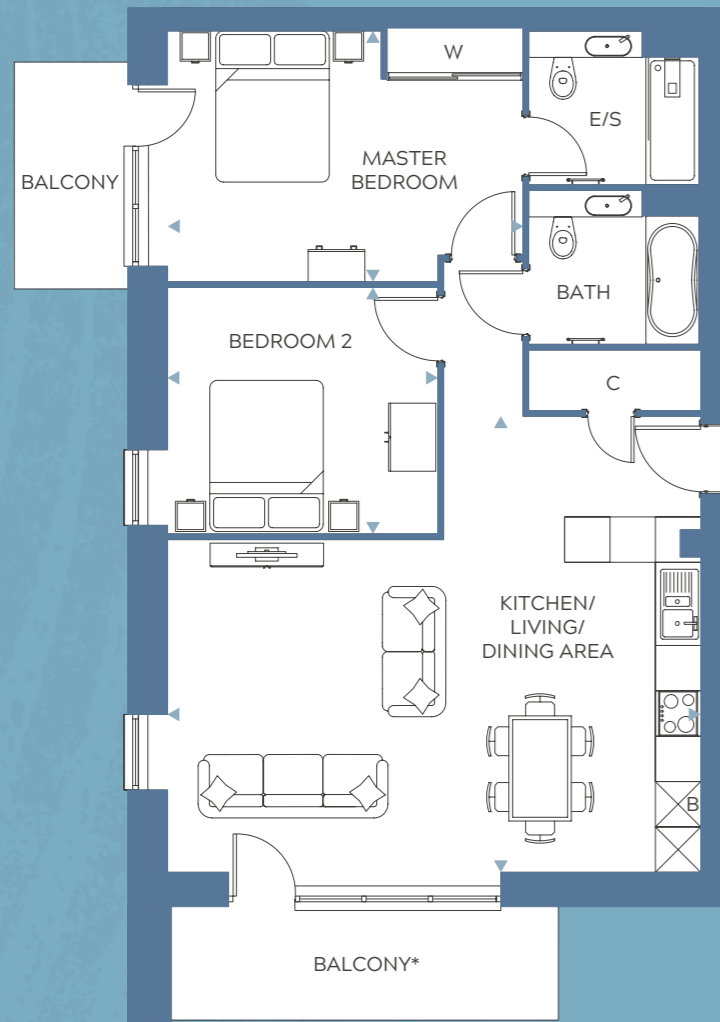
- Floor 3 - 96
- Floor 4 - 108
- Floor 5 - 119
- Floor 6 - 130
- Floor 7 - 141



Illustration depicts Floor 3.
Please refer to Plot Locator A, B & C for exact plot locations.

Type 35, 2 Bedroom

Overall Size - 78.6m² - 846ft²



Kitchen/Living/Dining Area	7.0m x 6.0m	22'11" x 19'8"
Master Bedroom	4.7m x 3.3m	15'6" x 10'11"
Bedroom 2	3.5m x 3.2m	11'5" x 10'7"

No Master Bedroom Balcony to plots 159 & 167.
 *Kitchen/Living/Dining Balcony replaced by a significantly larger terrace to plot 105 only.
 Balcony runs the entire width of Kitchen/Living/Dining area to plot 159 only.
 Balcony is smaller (622mm) and has no adjacent wall to plot 167 only.

Floor plans, dimensions and configurations are included for guidance only, may be subject to revision during construction, please refer to current drawings with a Sales Consultant. Dimensions listed are not inclusive of Balcony and Terrace areas. C - Cupboard, B - Boiler, W - Wardrobe, E/S - En-suite. Dimensions taken from ▶

GODFREY PLOTS

- Floor 4 - 105
- Floor 5 - 116
- Floor 6 - 127
- Floor 7 - 138
- Floor 8 - 149
- Floor 9 - 159
- Floor 10 - 167

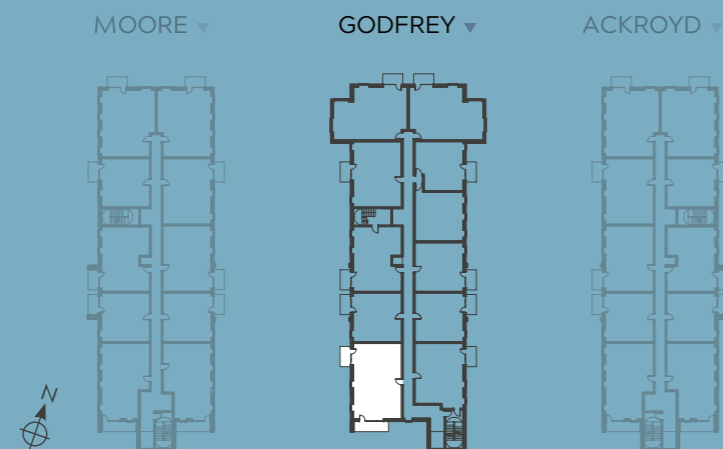
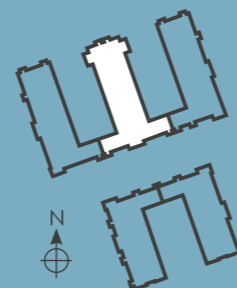


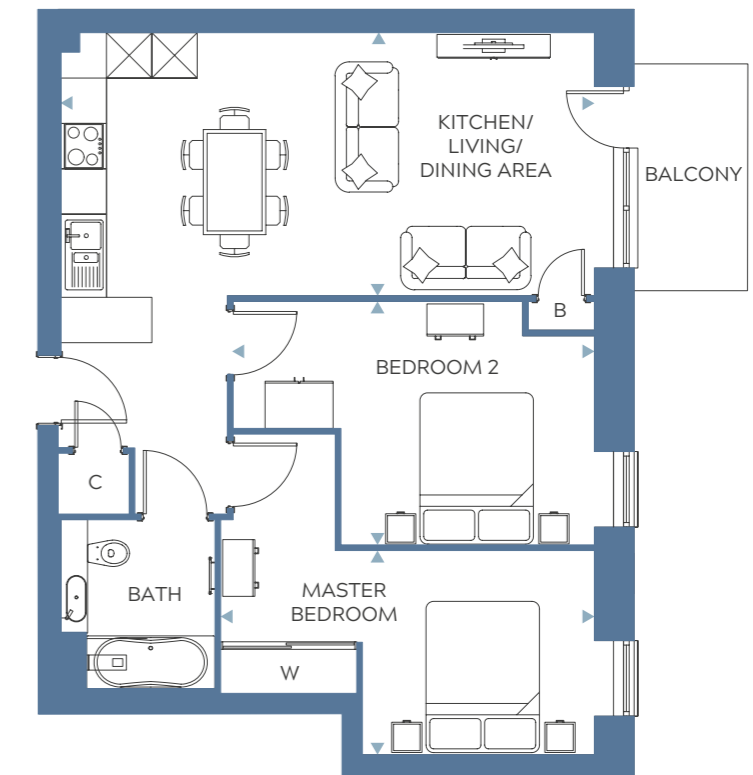
Illustration depicts Floor 5.
 Please refer to Plot Locator A, B & C for exact plot locations.

MASTERPLAN



Type 36, 2 Bedroom

Overall Size - 64.04m² - 689ft²



Kitchen/Living/Dining Area	7.0m x 3.4m	22'11" x 11'2"
Master Bedroom	4.9m x 2.7m	16'3" x 8'11"
Bedroom 2	4.7m x 3.2m	15'6" x 10'7"

Floor plans, dimensions and configurations are included for guidance only, may be subject to revision during construction, please refer to current drawings with a Sales Consultant. Dimensions listed are not inclusive of Balcony and Terrace areas. C - Cupboard, B - Boiler, W - Wardrobe, E/S - En-suite. Dimensions taken from ▶

MOORE

GODFREY

ACKROYD

GODFREY PLOTS

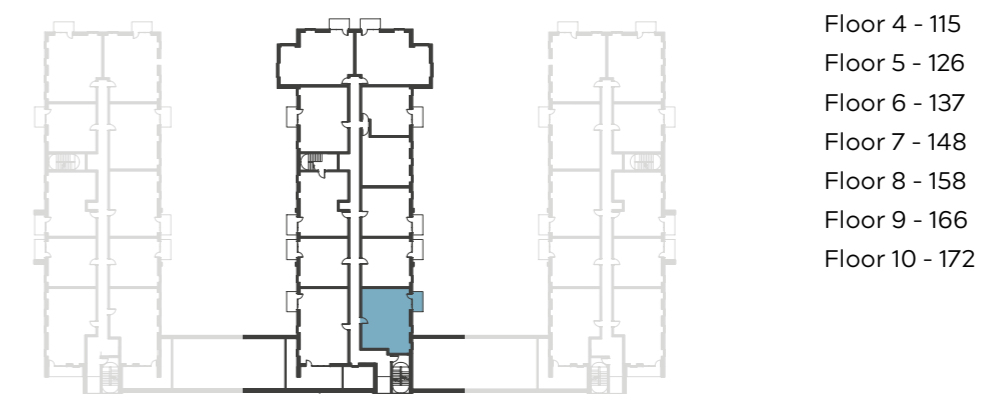


Illustration depicts Floor 4.
 Please refer to Plot Locator A, B & C for exact plot locations.

Type 38, 2 Bedroom

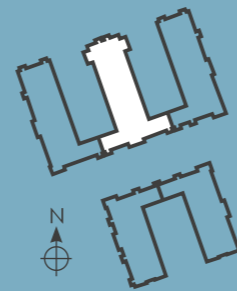
Overall Size - 76.02m² - 818ft²



Kitchen/Living/Dining Area	7.2m x 4.3m	23'7" x 14'1"
Master Bedroom	5.4m x 3.5m	17'9" x 11'8"
Bedroom 2	4.7m x 2.6m	15'5" x 8'6"

Floor plans, dimensions and configurations are included for guidance only, may be subject to revision during construction, please refer to current drawings with a Sales Consultant. Dimensions listed are not inclusive of Balcony and Terrace areas. C - Cupboard, B - Boiler, W - Wardrobe, E/S - En-suite. Dimensions taken from ▶

MASTERPLAN



GODFREY PLOTS

Floor 8 - 153, 154(h)

MOORE ▼

GODFREY ▼

ACKROYD ▼

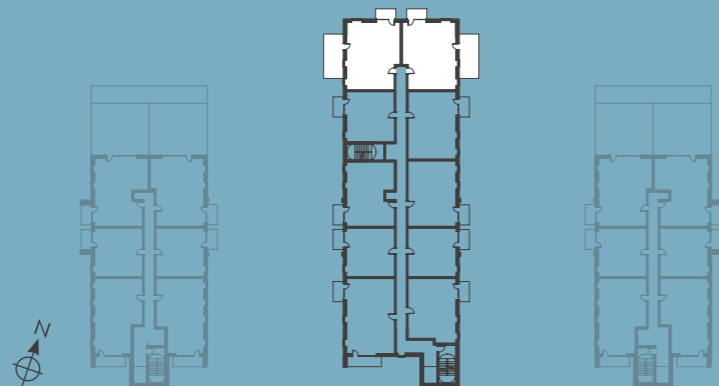
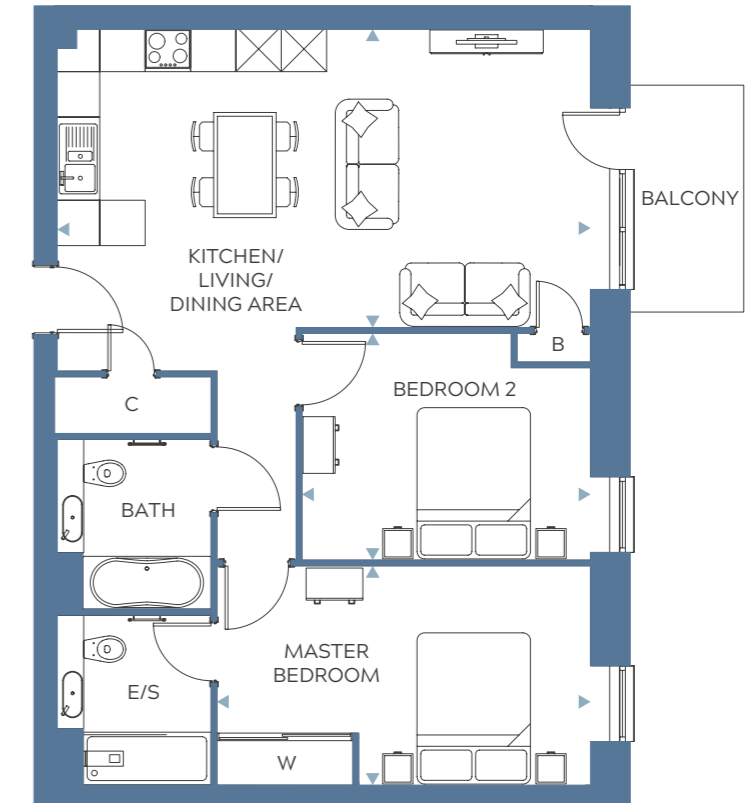


Illustration depicts Floor 8. Please refer to Plot Locator A, B & C for exact plot locations.

Type 39, 2 Bedroom

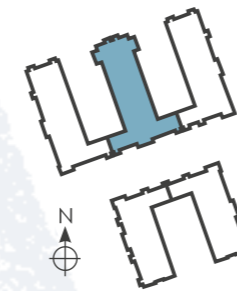
Overall Size - 70.42m² - 758ft²



Kitchen/Living/Dining Area	7.0m x 3.9m	22'11" x 12'12"
Master Bedroom	4.9m x 2.8m	16'3" x 9'2"
Bedroom 2	3.8m x 3.0m	12'7" x 9'11"

Floor plans, dimensions and configurations are included for guidance only, may be subject to revision during construction, please refer to current drawings with a Sales Consultant. Dimensions listed are not inclusive of Balcony and Terrace areas. C - Cupboard, B - Boiler, W - Wardrobe, E/S - En-suite. Dimensions taken from ▶

MASTERPLAN



MOORE ▼

GODFREY ▼

ACKROYD ▼

GODFREY PLOT

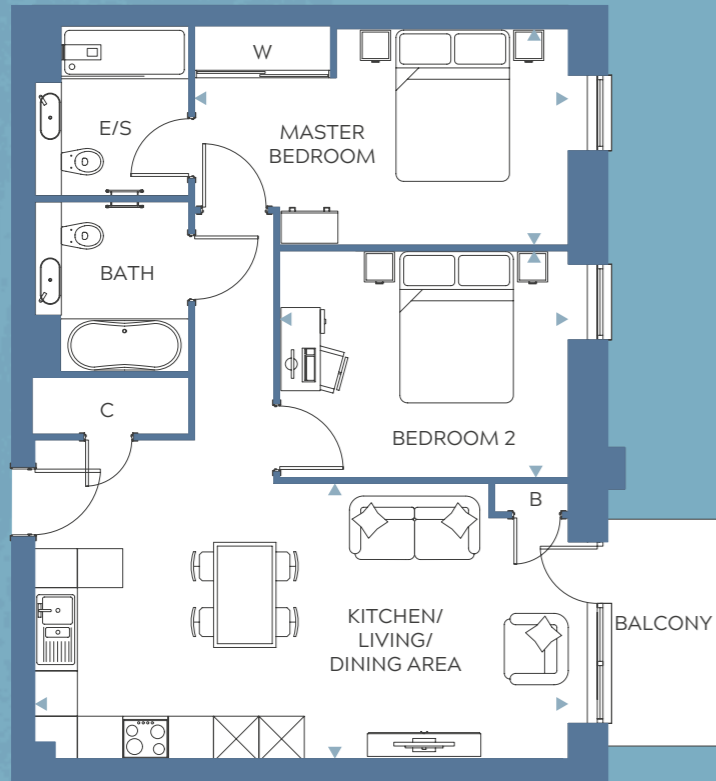
Floor 8 - 155



Illustration depicts Floor 8. Please refer to Plot Locator A, B & C for exact plot locations.

Type 40, 2 Bedroom

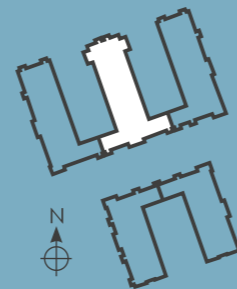
Overall Size - 68.27m² - 734ft²



Kitchen/Living/Dining Area	7.0m x 3.6m	22'11" x 11'4"
Master Bedroom	4.9m x 2.8m	16'1" x 9'2"
Bedroom 2	3.8m x 3.0m	12'7" x 9'11"

Floor plans, dimensions and configurations are included for guidance only, may be subject to revision during construction, please refer to current drawings with a Sales Consultant. Dimensions listed are not inclusive of Balcony and Terrace areas. C - Cupboard, B - Boiler, W - Wardrobe, E/S - En-suite. Dimensions taken from ▶

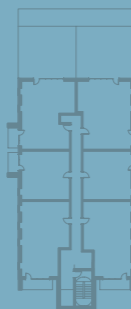
MASTERPLAN



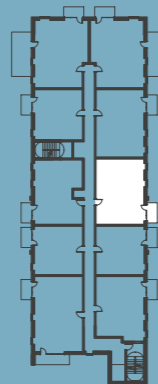
GODFREY PLOTS

Floor 8 - 156
Floor 9 - 164

MOORE ▼



GODFREY ▼



ACKROYD ▼

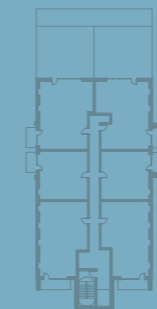
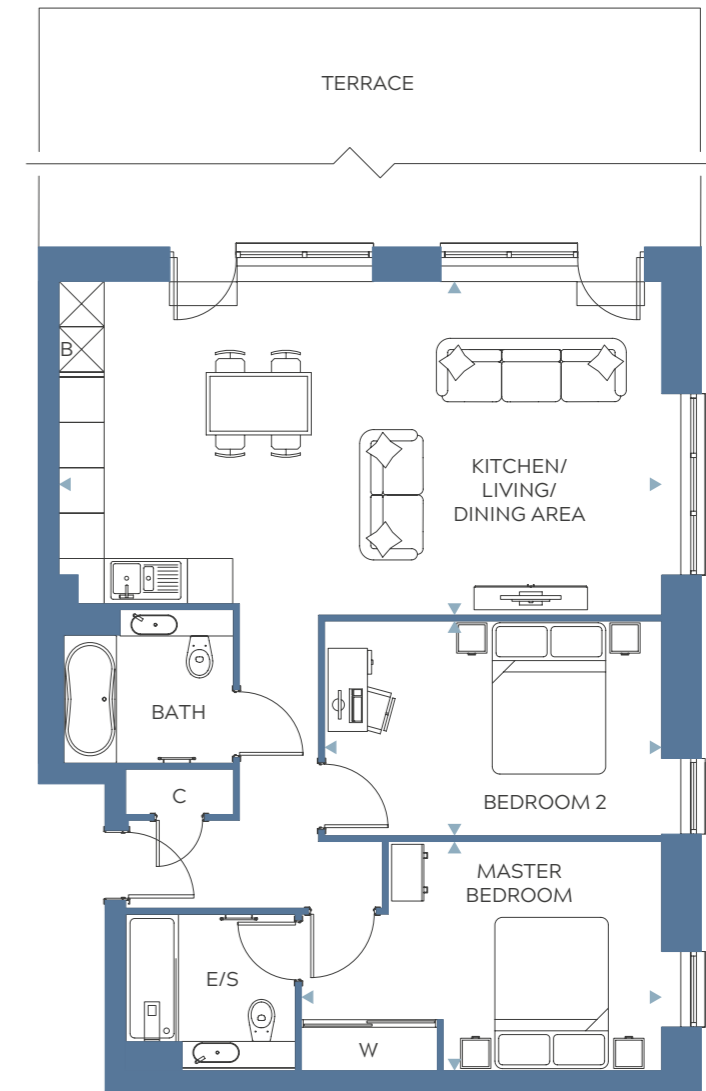


Illustration depicts Floor 8.
Please refer to Plot Locator A, B & C for exact plot locations.

Type 42, 2 Bedroom

Overall Size - 79.28m² - 853ft²



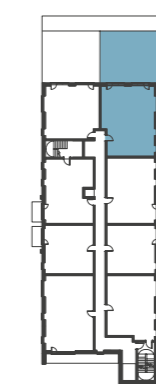
Kitchen/Living/Dining Area	7.9m x 4.4m	25'11" x 14'6"
Master Bedroom	4.7m x 3.0m	15'5" x 9'11"
Bedroom 2	4.4m x 2.8m	14'5" x 9'4"

Floor plans, dimensions and configurations are included for guidance only, may be subject to revision during construction, please refer to current drawings with a Sales Consultant. Dimensions listed are not inclusive of Balcony and Terrace areas. C - Cupboard, B - Boiler, W - Wardrobe, E/S - En-suite. Dimensions taken from ▶

MASTERPLAN



GODFREY ▼



GODFREY PLOT

Floor 9 - 163

Illustration depicts Floor 9.
Please refer to Plot Locator A, B & C for exact plot locations.

Type 43, 2 Bedroom

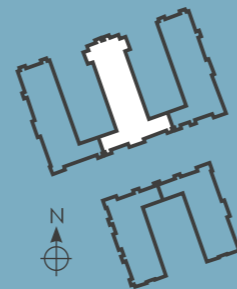
Overall Size - 72.89m² - 784ft²



Kitchen/Living/Dining Area	7.9m x 4.7m	25'11" x 15'8"
Master Bedroom	4.4m x 3.8m	14'5" x 12'6"
Bedroom 2	3.7m x 2.7m	12'2" x 9'1"

Floor plans, dimensions and configurations are included for guidance only, may be subject to revision during construction, please refer to current drawings with a Sales Consultant. Dimensions listed are not inclusive of Balcony and Terrace areas. C - Cupboard, B - Boiler, W - Wardrobe, E/S - En-suite. Dimensions taken from ▶

MASTERPLAN



GODFREY PLOT

Floor 10 - 169

GODFREY ▼

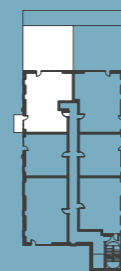
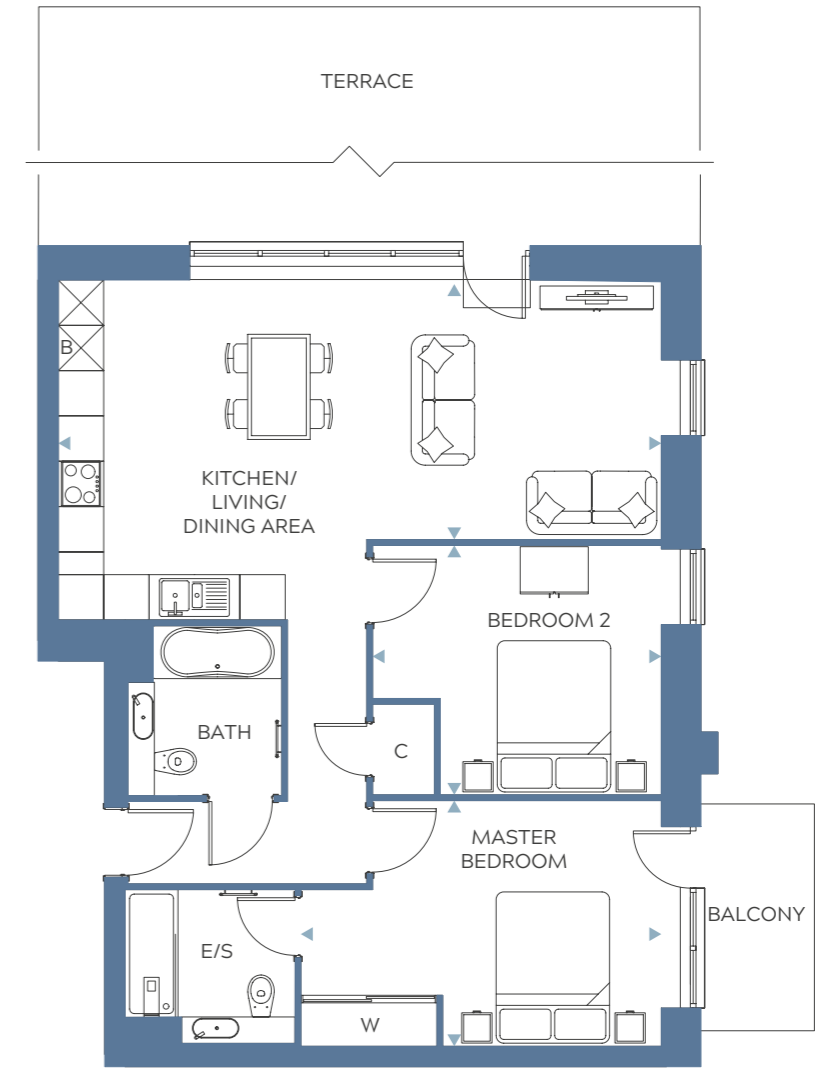


Illustration depicts Floor 10.
Please refer to Plot Locator A, B & C for exact plot locations.

Type 44, 2 Bedroom

Overall Size - 75.08m² - 808ft²



Kitchen/Living/Dining Area	7.9m x 3.4m	25'11" x 11'1"
Master Bedroom	4.7m x 3.2m	15'8" x 10'8"
Bedroom 2	3.8m x 3.3m	12'6" x 10'10"

Floor plans, dimensions and configurations are included for guidance only, may be subject to revision during construction, please refer to current drawings with a Sales Consultant. Dimensions listed are not inclusive of Balcony and Terrace areas. C - Cupboard, B - Boiler, W - Wardrobe, E/S - En-suite. Dimensions taken from ▶

MASTERPLAN



GODFREY ▼

GODFREY PLOT

Floor 10 - 170

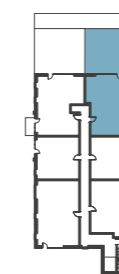


Illustration depicts Floor 10.
Please refer to Plot Locator A, B & C for exact plot locations.

Type 73, 2 Bedroom

Overall Size - 80.53m² - 867ft²

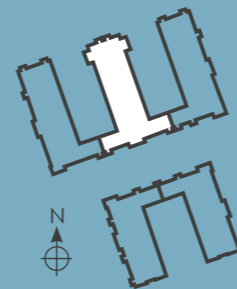


Kitchen/Living/Dining Area	8.0m x 6.6m	26'3" x 21'8"
Master Bedroom	5.7m x 4.2m	18'8" x 13'9"
Bedroom 2	4.3m x 2.7m	14'1" x 8'10"

Double window to Master Bedroom is replaced by a single window and a door leading out to a terrace to plot 83 only.

Floor plans, dimensions and configurations are included for guidance only, may be subject to revision during construction, please refer to current drawings with a Sales Consultant. Dimensions listed are not inclusive of Balcony and Terrace areas. C - Cupboard, B - Boiler, W - Wardrobe, E/S - En-suite. Dimensions taken from ▶

MASTERPLAN



GODFREY PLOTS

- Floor 2 - 83
- Floor 3 - 97
- Floor 4 - 109
- Floor 5 - 120
- Floor 6 - 131
- Floor 7 - 142

MOORE ▼ GODFREY ▼ ACKROYD ▼

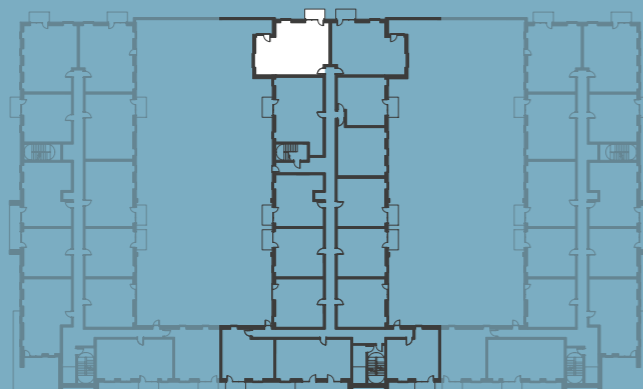


Illustration depicts Floor 2. Please refer to Plot Locator A, B & C for exact plot locations.

MOORE, GODFREY & ACKROYD THREE BEDROOM APARTMENTS



Type 13, 3 Bedroom

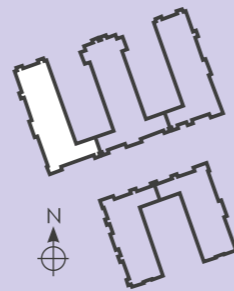
Overall Size - 93.39m² - 1005ft²



Kitchen/Living/Dining Area	7.3m x 5.4m	24'1" x 17'10"
Master Bedroom	5.0m x 2.5m	16'5" x 8'2"
Bedroom 2	4.0m x 3.5m	13'3" x 11'7"
Bedroom 3	4.0m x 2.3m	13'3" x 7'6"

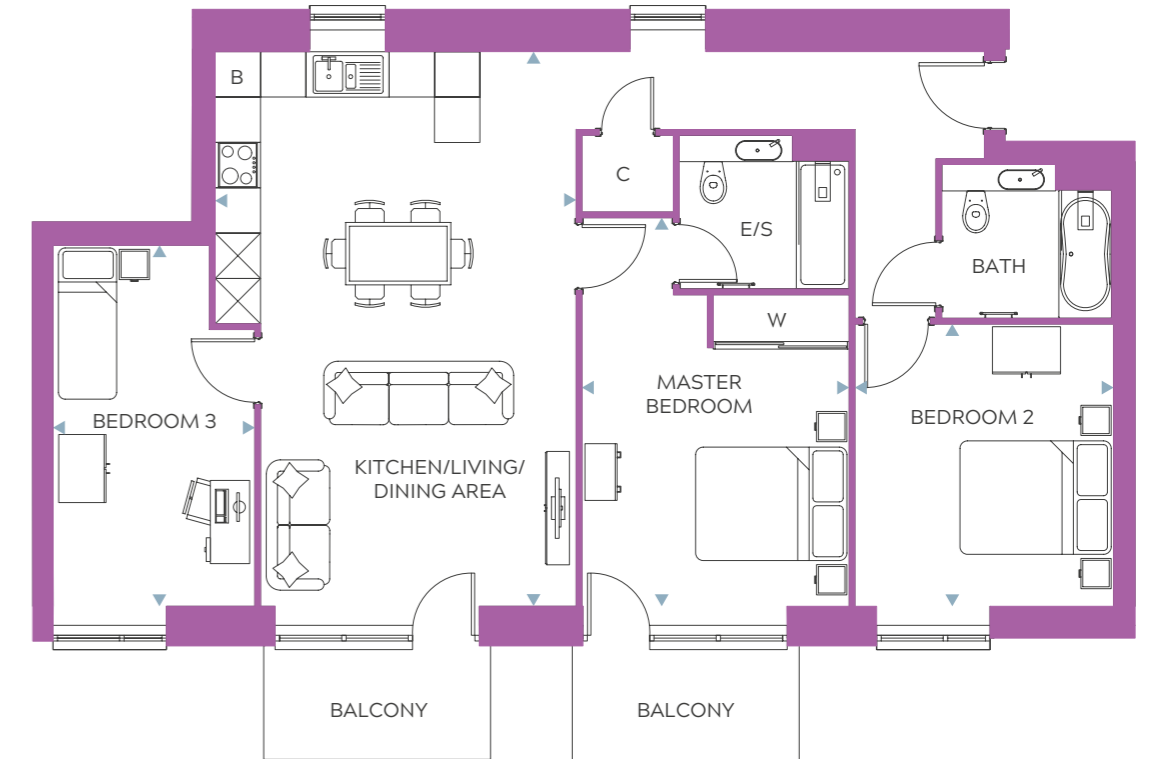
Floor plans, dimensions and configurations are included for guidance only, may be subject to revision during construction, please refer to current drawings with a Sales Consultant. Dimensions listed are not inclusive of Balcony and Terrace areas. C - Cupboard, B - Boiler, W - Wardrobe, E/S - En-suite. Dimensions taken from ▶

MASTERPLAN



Type 31, 3 Bedroom

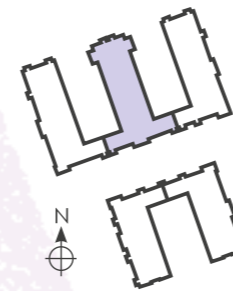
Overall Size - 94.79m² - 1020ft²



Kitchen/Living/Dining Area	7.3m x 4.7m	24'1" x 15'5"
Master Bedroom	5.1m x 3.5m	16'10" x 11'7"
Bedroom 2	3.7m x 3.4m	12'3" x 11'3"
Bedroom 3	4.7m x 2.6m	15'5" x 8'6"

Floor plans, dimensions and configurations are included for guidance only, may be subject to revision during construction, please refer to current drawings with a Sales Consultant. Dimensions listed are not inclusive of Balcony and Terrace areas. C - Cupboard, B - Boiler, W - Wardrobe, E/S - En-suite. Dimensions taken from ▶

MASTERPLAN



MOORE PLOT

Floor 3 - 30

MOORE ▼

GODFREY ▼

ACKROYD ▼

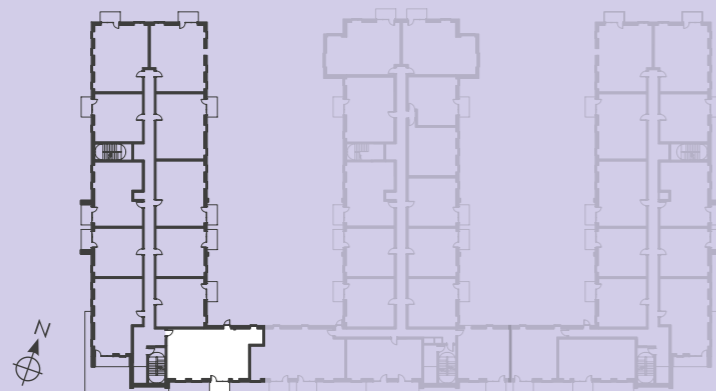


Illustration depicts Floor 3. Please refer to Plot Locator A, B & C for exact plot locations.

MOORE ▼

GODFREY ▼

ACKROYD ▼

GODFREY PLOT

Floor 3 - 92



Illustration depicts Floor 3. Please refer to Plot Locator A, B & C for exact plot locations.



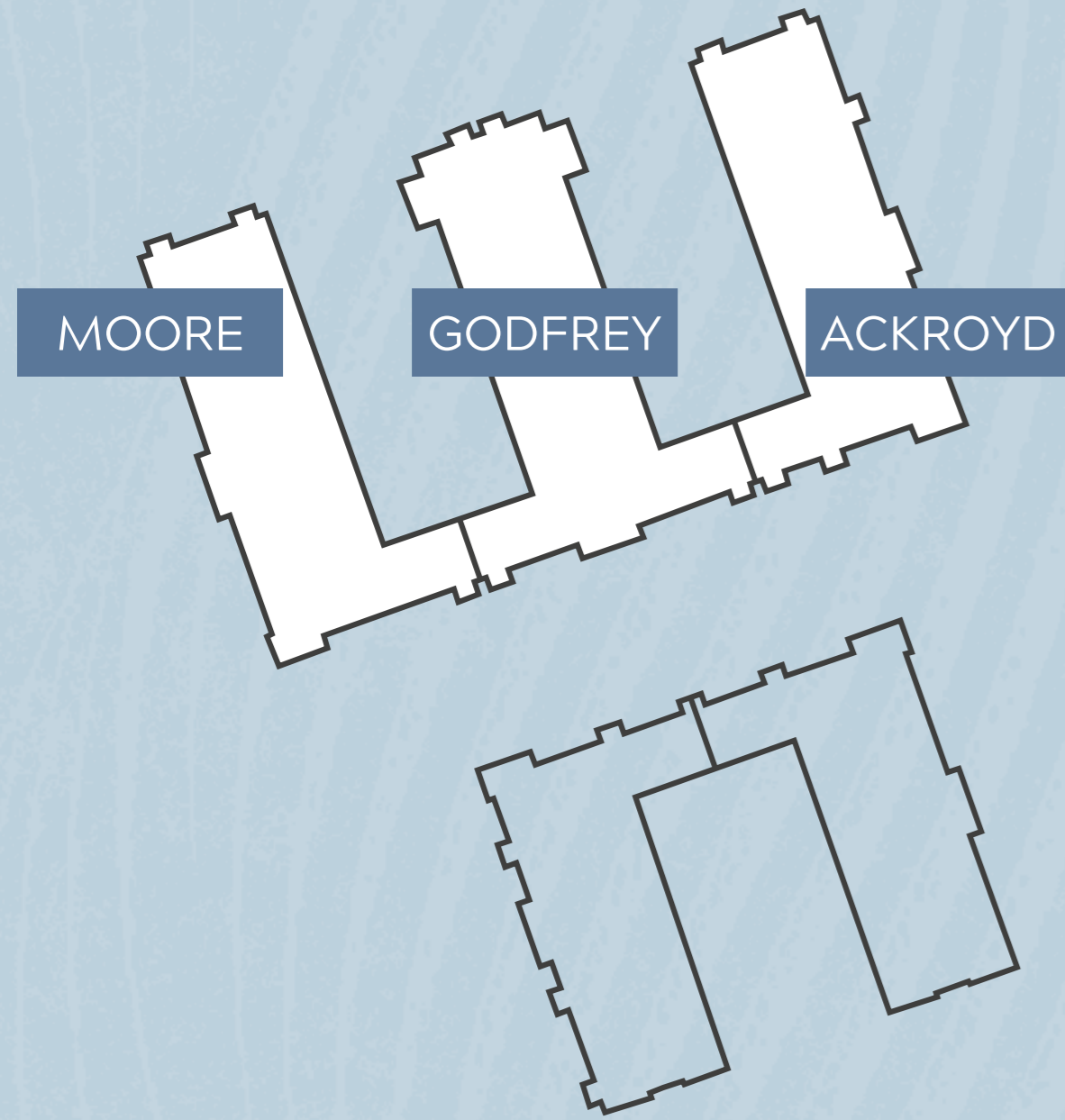
Computer generated image of Edinburgh Way

MOORE, GODFREY & ACKROYD

Plot Locators



Plot Locators



Please see overleaf



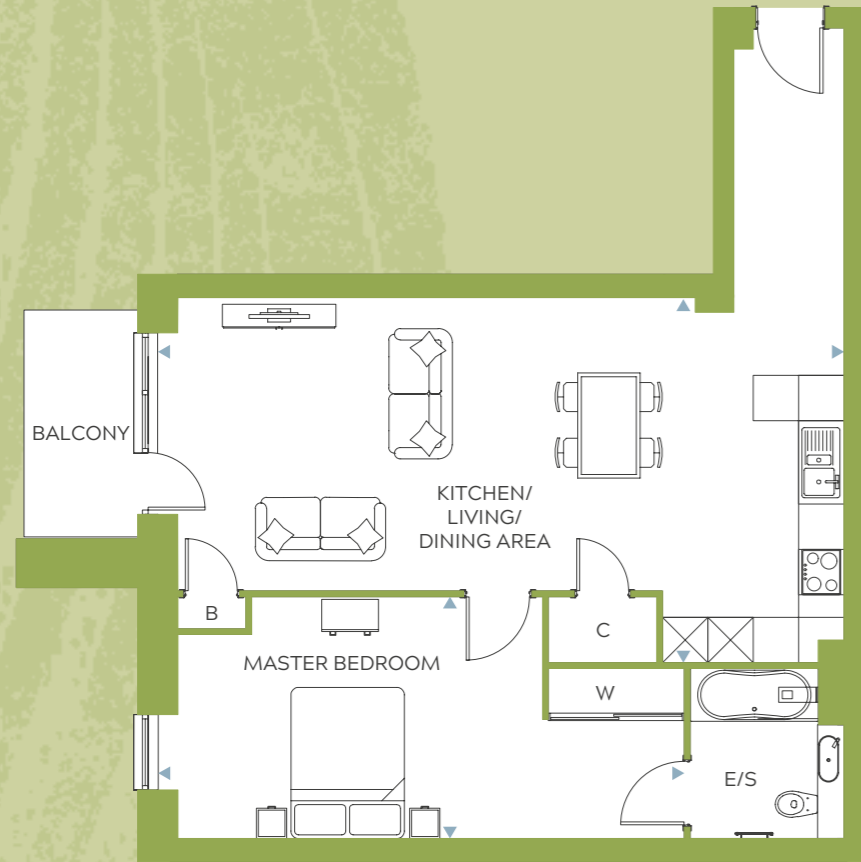
Computer generated image of Edinburgh Way

AUSTIN & HEPWORTH

ONE BEDROOM APARTMENTS

Type 52, 1 Bedroom

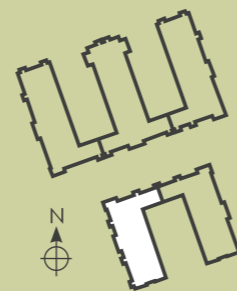
Overall Size - 68.14m² - 733ft²



Kitchen/Living/Dining Area	8.8m x 4.8m	28'10" x 15'9"
Master Bedroom	6.7m x 3.2m	22'0" x 10'6"

Floor plans, dimensions and configurations are included for guidance only, may be subject to revision during construction, please refer to current drawings with a Sales Consultant. Dimensions listed are not inclusive of Balcony and Terrace areas. C - Cupboard, B - Boiler, W - Wardrobe, E/S - En-suite. Dimensions taken from ▶

MASTERPLAN



AUSTIN PLOT

Floor 6 - 293



Illustration depicts Floor 6.
Please refer to Plot Locator D & E for exact plot locations.

Type 53, 1 Bedroom

Overall Size - 50.63m² - 545ft²



Kitchen/Living/Dining Area	7.0m x 3.6m	22'11" x 11'10"
Master Bedroom	4.9m x 3.4m	16'1" x 11'2"

Floor plans, dimensions and configurations are included for guidance only, may be subject to revision during construction, please refer to current drawings with a Sales Consultant. Dimensions listed are not inclusive of Balcony and Terrace areas. C - Cupboard, B - Boiler, W - Wardrobe, E/S - En-suite. Dimensions taken from ▶

MASTERPLAN



AUSTIN PLOT

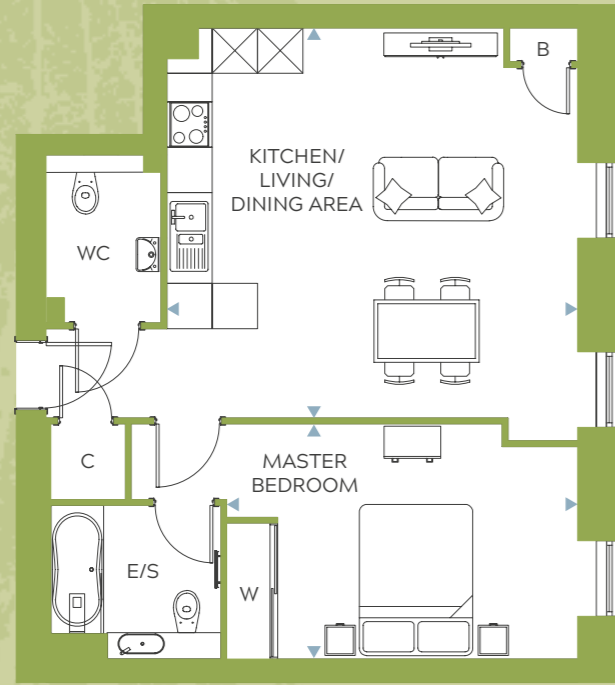
Floor 6 - 294



Illustration depicts Floor 6.
Please refer to Plot Locator D & E for exact plot locations.

Type 57, 1 Bedroom

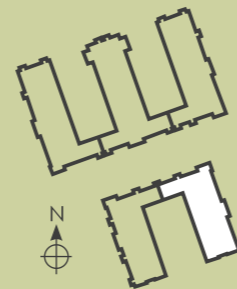
Overall Size - 55.36m² - 598ft²



Kitchen/Living/Dining Area	5.4m x 5.0m	17'8" x 16'5"
Master Bedroom	4.6m x 3.1m	15'1" x 10'2"

Floor plans, dimensions and configurations are included for guidance only, may be subject to revision during construction, please refer to current drawings with a Sales Consultant. Dimensions listed are not inclusive of Balcony and Terrace areas. C - Cupboard, B - Boiler, W - Wardrobe, E/S - En-suite. Dimensions taken from ▶

MASTERPLAN



HEPWORTH PLOT

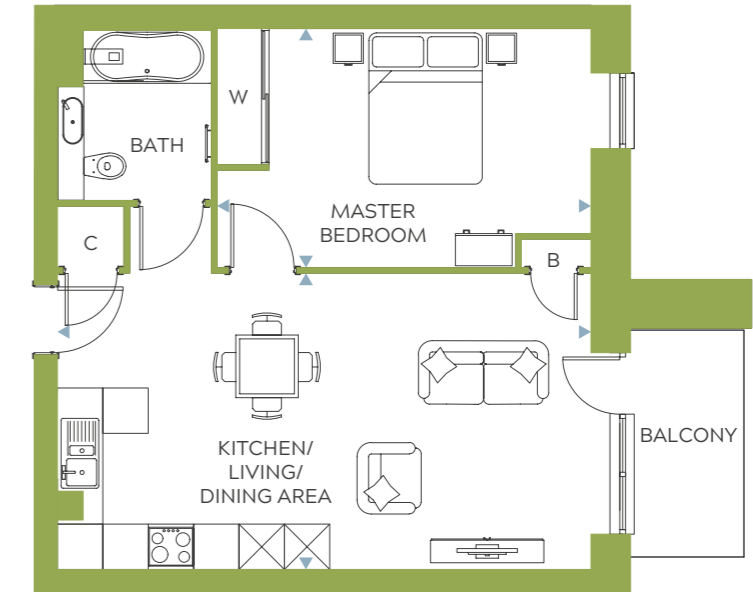
Floor 1 - 300



Illustration depicts Floor 1.
Please refer to Plot Locator D & E for exact plot locations.

Type 58, 1 Bedroom

Overall Size - 50.47m² - 539ft²



Kitchen/Living/Dining Area	7.0m x 3.9m	22'11" x 12'10"
Master Bedroom	4.9m x 3.1m	16'1" x 10'2"

Boxing to right of hob to plot 301.
Overall size is 50.02m² - 538ft² to plot 301.

Floor plans, dimensions and configurations are included for guidance only, may be subject to revision during construction, please refer to current drawings with a Sales Consultant. Dimensions listed are not inclusive of Balcony and Terrace areas. C - Cupboard, B - Boiler, W - Wardrobe, E/S - En-suite. Dimensions taken from ▶

MASTERPLAN



AUSTIN HEPWORTH



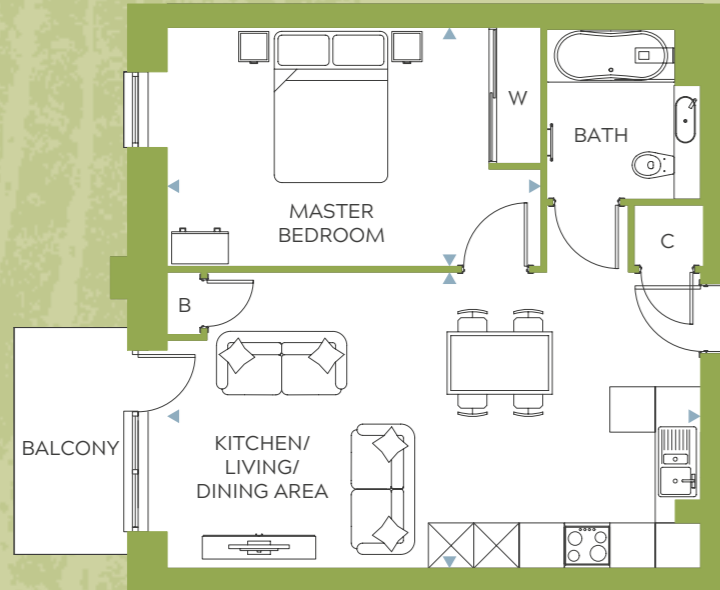
Illustration depicts Floor 2.
Please refer to Plot Locator D & E for exact plot locations.

HEPWORTH PLOTS

- Floor 1 - 301
- Floor 2 - 306
- Floor 3 - 316
- Floor 4 - 326
- Floor 5 - 334
- Floor 6 - 342
- Floor 7 - 350
- Floor 8 - 357

Type 65.1 Bedroom

Overall Size - 50.47² - 543ft²

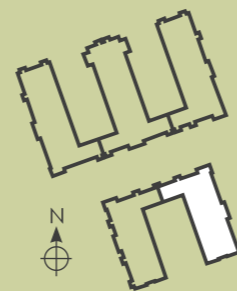


Kitchen/Living/Dining Area	7.0m x 3.9m	23'11" x 12'10"
Master Bedroom	4.9m x 3.1m	16'1" x 10'2"

Terrace replaces Balcony to plot 311.

Floor plans, dimensions and configurations are included for guidance only, may be subject to revision during construction, please refer to current drawings with a Sales Consultant. Dimensions listed are not inclusive of Balcony and Terrace areas. C - Cupboard, B - Boiler, W - Wardrobe, E/S - En-suite. Dimensions taken from ▶

MASTERPLAN



HEPWORTH PLOTS

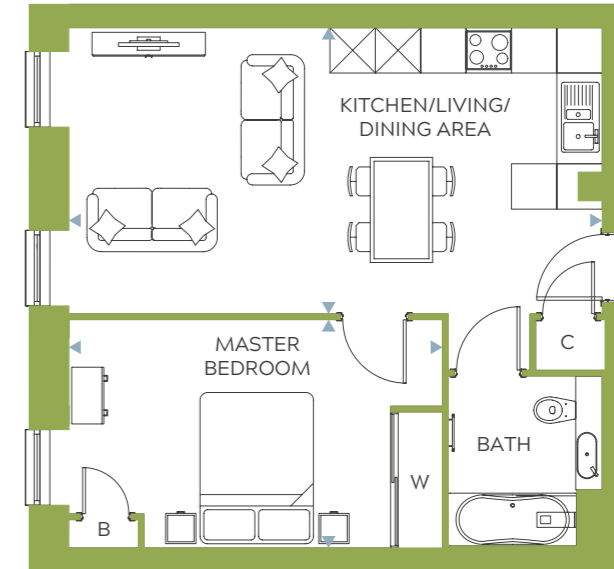
- Floor 2 - 311
- Floor 3 - 321
- Floor 4 - 331
- Floor 5 - 339
- Floor 6 - 347
- Floor 7 - 354
- Floor 8 - 360



Illustration depicts Floor 2.
Please refer to Plot Locator D & E for exact plot locations.

Type 66.1 Bedroom

Overall Size - 48.54m² - 522ft²



Kitchen/Living/Dining Area	7.0m x 3.8m	22'11" x 12'6"
Master Bedroom	4.9m x 3.0m	16'1" x 9'10"

Middle window in Living Area is replaced by door to Terrace to plot 312.

Floor plans, dimensions and configurations are included for guidance only, may be subject to revision during construction, please refer to current drawings with a Sales Consultant. Dimensions listed are not inclusive of Balcony and Terrace areas. C - Cupboard, B - Boiler, W - Wardrobe, E/S - En-suite. Dimensions taken from ▶

MASTERPLAN



HEPWORTH PLOTS

HEPWORTH PLOTS

- Floor 2 - 312
- Floor 3 - 322



Illustration depicts Floor 2.
Please refer to Plot Locator D & E for exact plot locations.

Image of existing Weston
Homes development



AUSTIN & HEPWORTH

TWO BEDROOM APARTMENTS

Weston
Homes

Type 45, 2 Bedrooms

Overall Size - 80.79m² - 869ft²

Type 46, 2 Bedrooms

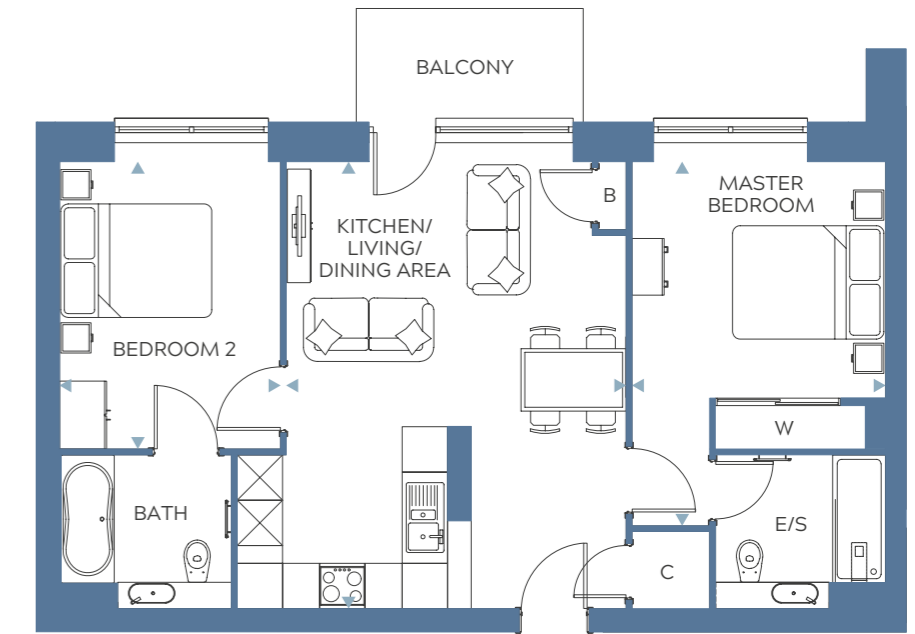
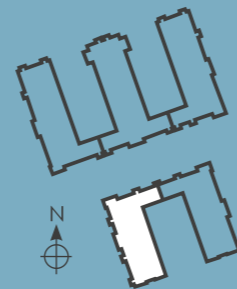
Overall Size - 64.45m² - 694ft²



Kitchen/Living/Dining Area	7.3m x 4.7m	23'11" x 15'5"
Master Bedroom	5.1m x 2.9m	16'9" x 9'6"
Bedroom 2	3.6m x 3.1m	11'10" x 10'2"

Floor plans, dimensions and configurations are included for guidance only, may be subject to revision during construction, please refer to current drawings with a Sales Consultant. Dimensions listed are not inclusive of Balcony and Terrace areas. C - Cupboard, B - Boiler, W - Wardrobe, E/S - En-suite. Dimensions taken from ▶

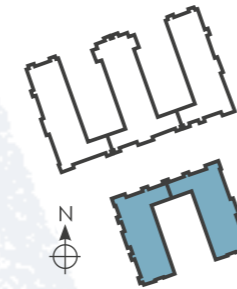
MASTERPLAN



Kitchen/Living/Dining Area	5.9m x 4.4m	19'4" x 14'5"
Master Bedroom	4.8m x 3.3m	15'9" x 10'10"
Bedroom 2	3.8m x 2.9m	12'6" x 9'6"

Floor plans, dimensions and configurations are included for guidance only, may be subject to revision during construction, please refer to current drawings with a Sales Consultant. Dimensions listed are not inclusive of Balcony and Terrace areas. C - Cupboard, B - Boiler, W - Wardrobe, E/S - En-suite. Dimensions taken from ▶

MASTERPLAN



AUSTIN PLOT

Floor 1 - 269

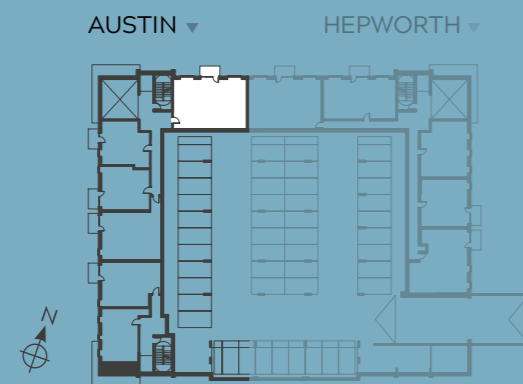


Illustration depicts Floor 1.
Please refer to Plot Locator D & E for exact plot locations.

AUSTIN PLOT

Floor 2 - 273(h)

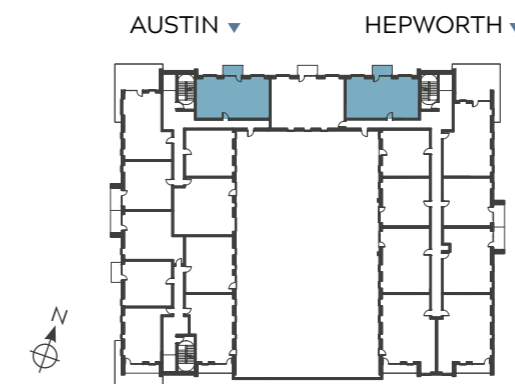


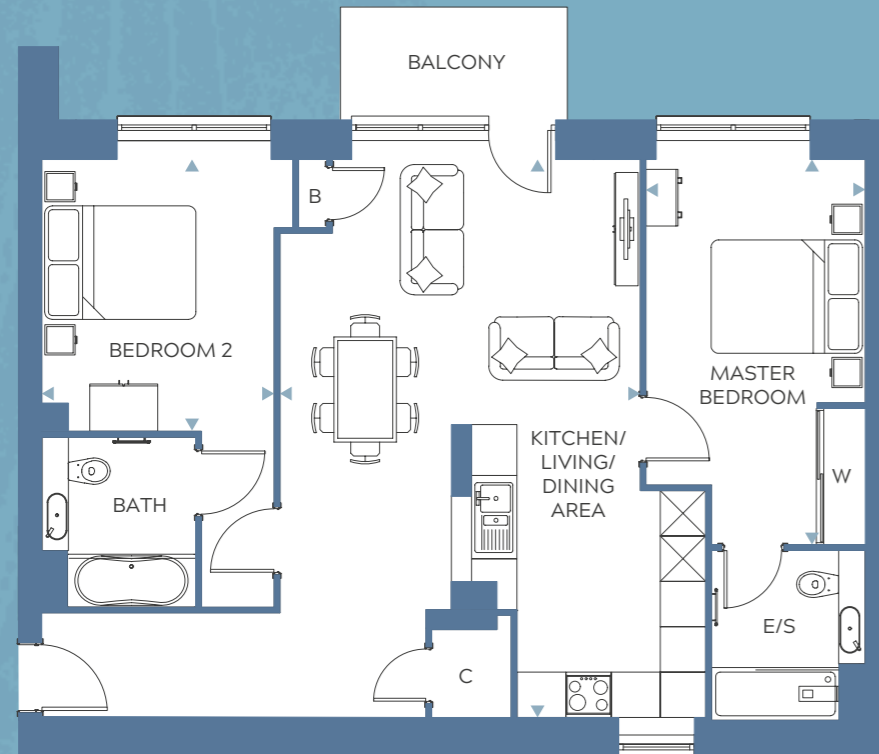
Illustration depicts Floor 2.
Please refer to Plot Locator D & E for exact plot locations.

HEPWORTH PLOTS

- Floor 1 - 304
- Floor 2 - 314
- Floor 3 - 324

Type 47, 2 Bedrooms

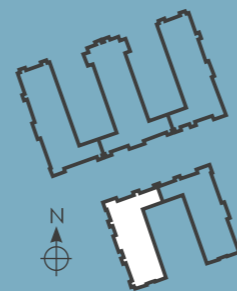
Overall Size - 80.79m² - 870ft²



Kitchen/Living/Dining Area	7.4m x 4.7m	24'3" x 15'5"
Master Bedroom	5.1m x 2.9m	16'9" x 9'6"
Bedroom 2	3.6m x 3.1m	11'10" x 10'2"

Floor plans, dimensions and configurations are included for guidance only, may be subject to revision during construction, please refer to current drawings with a Sales Consultant. Dimensions listed are not inclusive of Balcony and Terrace areas. C - Cupboard, B - Boiler, W - Wardrobe, E/S - En-suite. Dimensions taken from ▶

MASTERPLAN



AUSTIN PLOT

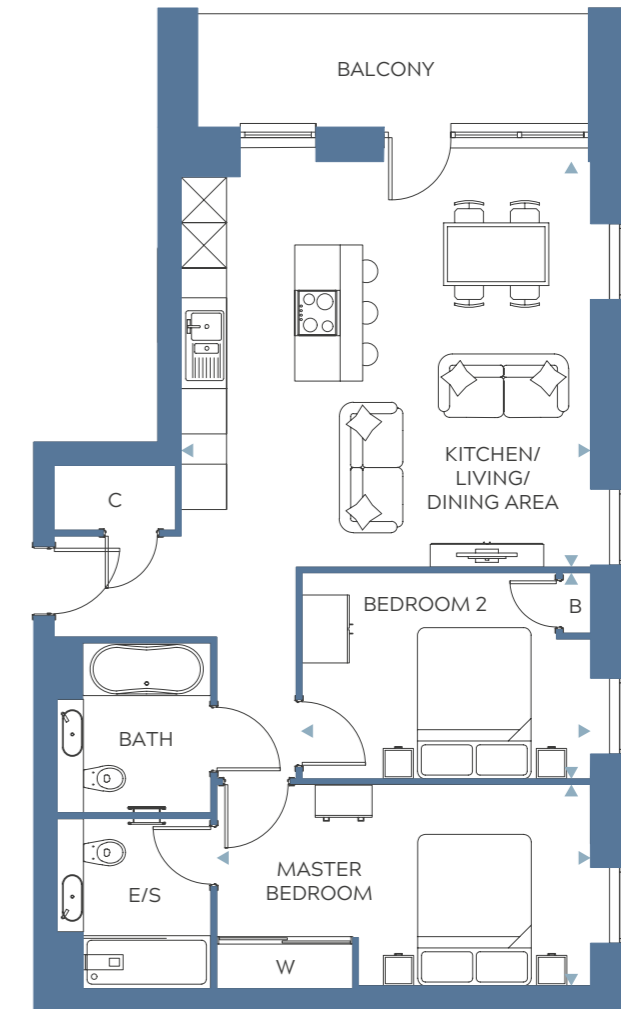
Floor 3 - 278



Illustration depicts Floor 3.
Please refer to Plot Locator D & E for exact plot locations.

Type 48, 2 Bedrooms

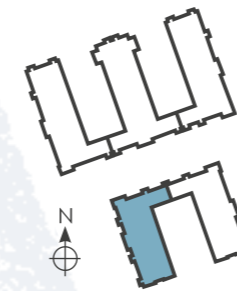
Overall Size - 70.52m² - 759ft²



Kitchen/Living/Dining Area	5.4m x 5.3m	17'9" x 17'5"
Master Bedroom	4.9m x 2.6m	16'1" x 8'6"
Bedroom 2	3.8m x 2.7m	12'6" x 8'10"

Floor plans, dimensions and configurations are included for guidance only, may be subject to revision during construction, please refer to current drawings with a Sales Consultant. Dimensions listed are not inclusive of Balcony and Terrace areas. C - Cupboard, B - Boiler, W - Wardrobe, E/S - En-suite. Dimensions taken from ▶

MASTERPLAN



AUSTIN PLOTS

Floor 5 - 287
Floor 6 - 291
Floor 7 - 296

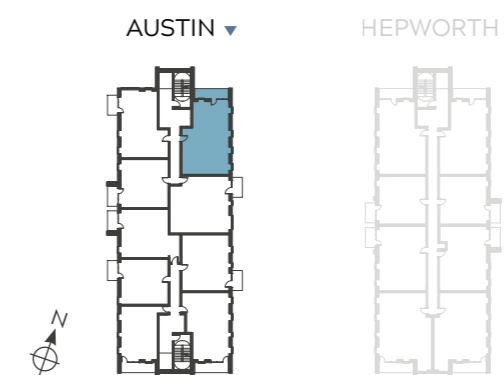


Illustration depicts Floor 5.
Please refer to Plot Locator D & E for exact plot locations.

Type 49, 2 Bedrooms

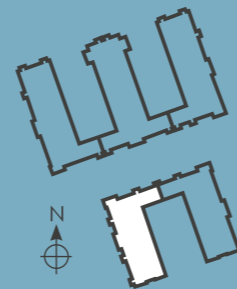
Overall Size - 72.34m² - 778ft²



Kitchen/Living/Dining Area	8.8m x 4.7m	28'10" x 15'5"
Master Bedroom	4.6m x 2.7m	15'1" x 8'10"
Bedroom 2	5.3m x 2.7m	17'5" x 8'10"

Floor plans, dimensions and configurations are included for guidance only, may be subject to revision during construction, please refer to current drawings with a Sales Consultant. Dimensions listed are not inclusive of Balcony and Terrace areas. C - Cupboard, B - Boiler, W - Wardrobe, E/S - En-suite. Dimensions taken from ▶

MASTERPLAN



AUSTIN PLOT

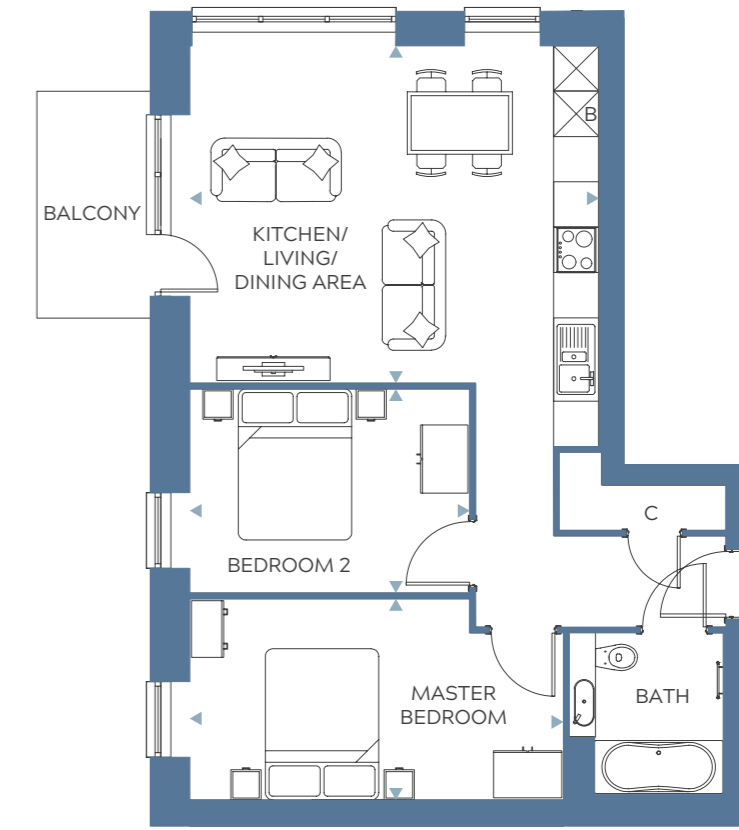
Floor 5 - 288



Illustration depicts Floor 5.
Please refer to Plot Locator D & E for exact plot locations.

Type 50, 2 Bedrooms

Overall Size - 60.99m² - 656ft²



Kitchen/Living/Dining Area	5.4m x 4.4m	17'9" x 14'5"
Master Bedroom	4.9m x 2.6m	16'1" x 8'6"
Bedroom 2	3.7m x 2.7m	12'2" x 8'10"

Floor plans, dimensions and configurations are included for guidance only, may be subject to revision during construction, please refer to current drawings with a Sales Consultant. Dimensions listed are not inclusive of Balcony and Terrace areas. C - Cupboard, B - Boiler, W - Wardrobe, E/S - En-suite. Dimensions taken from ▶

MASTERPLAN



AUSTIN PLOT

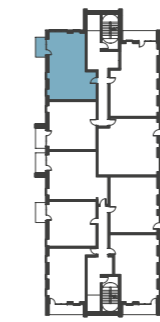
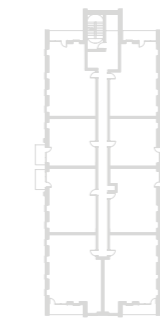


Illustration depicts Floor 6.
Please refer to Plot Locator D & E for exact plot locations.

HEPWORTH PLOT



AUSTIN PLOTS

Floor 6 - 295

Floor 7 - 299

Type 51, 2 Bedrooms

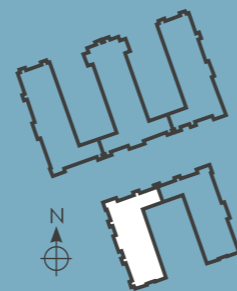
Overall Size - 59.78m² - 643ft²



Kitchen/Living/Dining Area	7.0m x 5.1m	23'0" x 16'9"
Master Bedroom	4.9m x 2.8m	16'1" x 9'2"
Bedroom 2	3.8m x 2.1m	12'6" x 6'11"

Floor plans, dimensions and configurations are included for guidance only, may be subject to revision during construction, please refer to current drawings with a Sales Consultant. Dimensions listed are not inclusive of Balcony and Terrace areas. C - Cupboard, B - Boiler, W - Wardrobe, E/S - En-suite. Dimensions taken from ▶

MASTERPLAN



AUSTIN PLOT

Floor 6 - 292

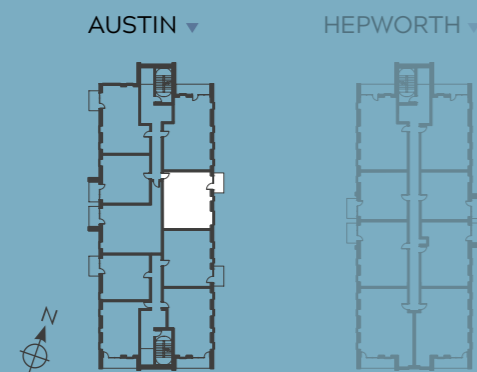
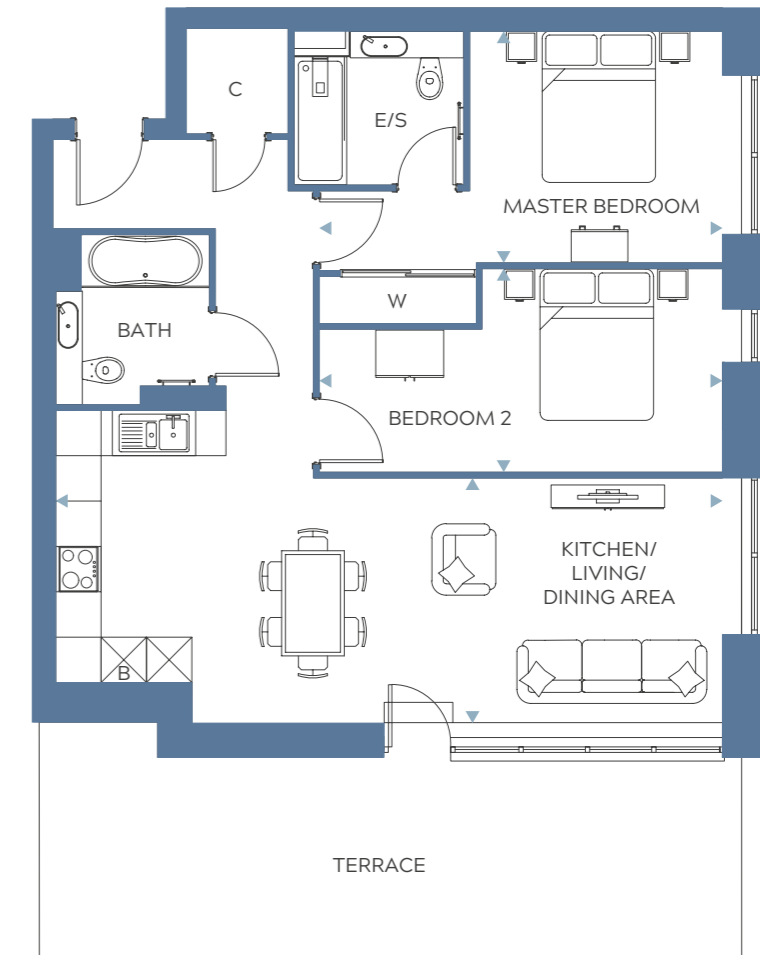


Illustration depicts Floor 6. Please refer to Plot Locator D & E for exact plot locations.

Type 54, 2 Bedrooms

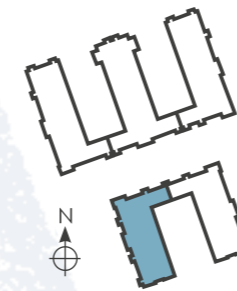
Overall Size - 77.37m² - 833ft²



Kitchen/Living/Dining Area	8.8m x 3.3m	28'10" x 10'10"
Master Bedroom	5.3m x 3.0m	17'5" x 9'10"
Bedroom 2	5.3m x 2.6m	17'5" x 8'6"

Floor plans, dimensions and configurations are included for guidance only, may be subject to revision during construction, please refer to current drawings with a Sales Consultant. Dimensions listed are not inclusive of Balcony and Terrace areas. C - Cupboard, B - Boiler, W - Wardrobe, E/S - En-suite. Dimensions taken from ▶

MASTERPLAN



AUSTIN PLOT

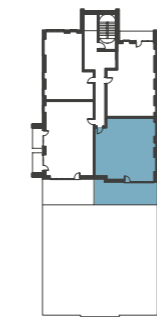
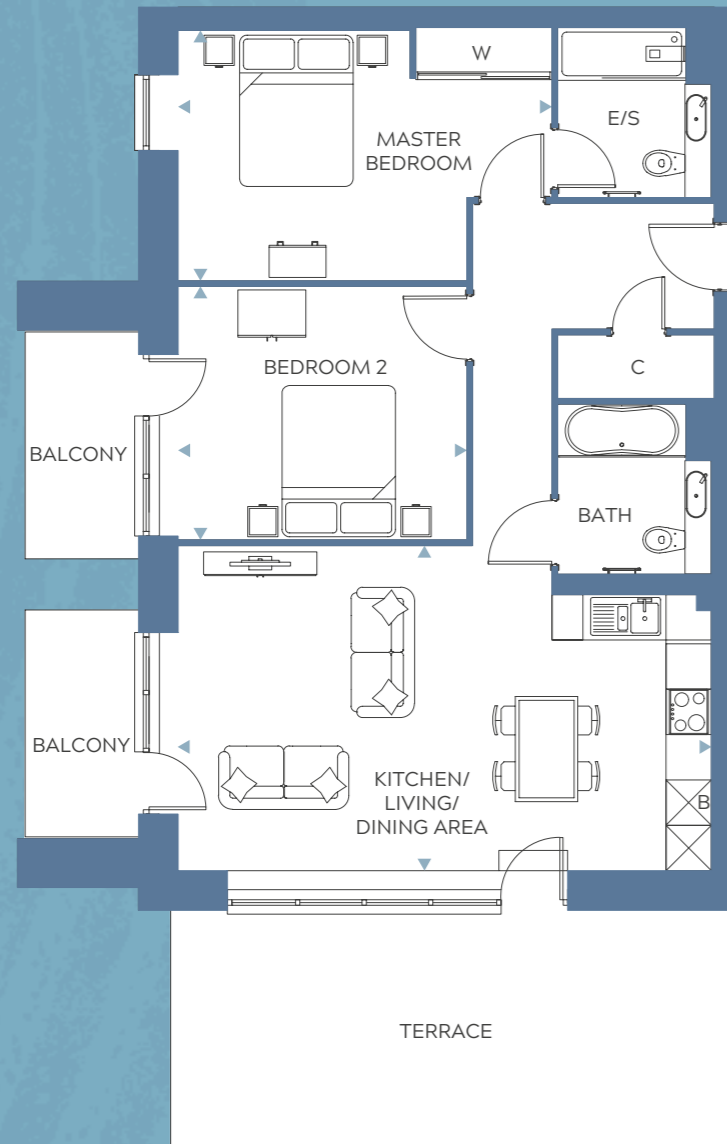


Illustration depicts Floor 7. Please refer to Plot Locator D & E for exact plot locations.

Type 55, 2 Bedrooms

Overall Size - 78.58m² - 846ft²



Kitchen/Living/Dining Area	7.0m x 4.3m	22'11" x 14'1"
Master Bedroom	4.9m x 3.3m	16'1" x 10'10"
Bedroom 2	3.8m x 3.3m	12'6" x 10'10"

Floor plans, dimensions and configurations are included for guidance only, may be subject to revision during construction, please refer to current drawings with a Sales Consultant. Dimensions listed are not inclusive of Balcony and Terrace areas. C - Cupboard, B - Boiler, W - Wardrobe, E/S - En-suite. Dimensions taken from ▶

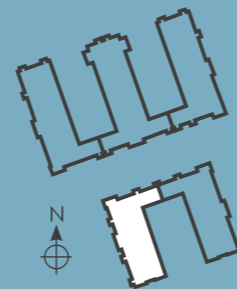
AUSTIN PLOT

Floor 7 - 298



Illustration depicts Floor 7.
Please refer to Plot Locator D & E for exact plot locations.

MASTERPLAN

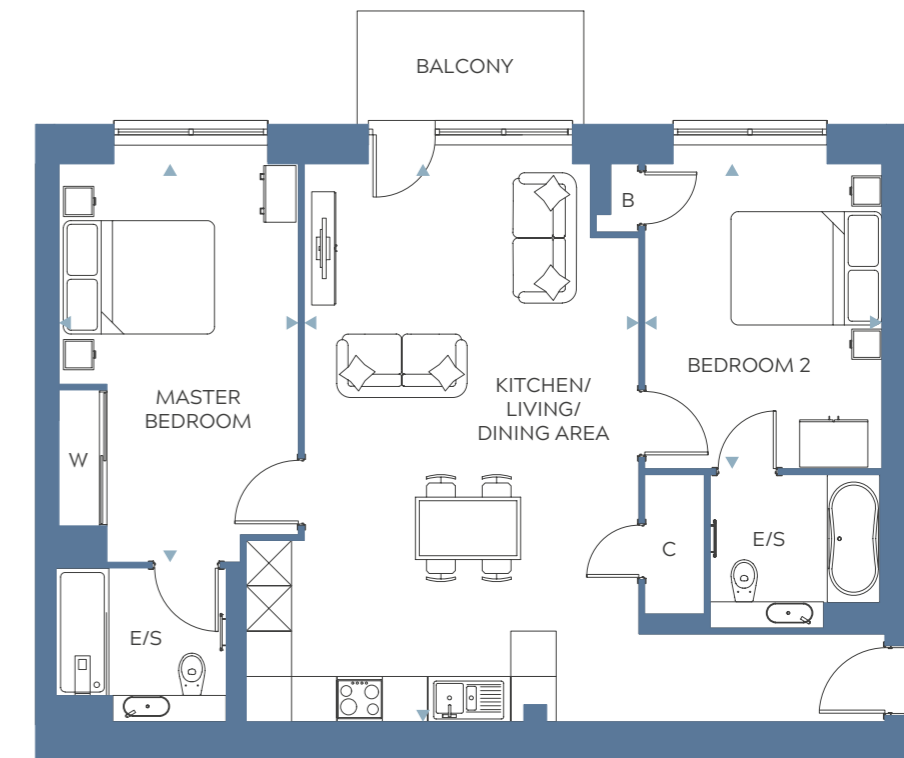


MASTERPLAN



Type 56, 2 Bedrooms

Overall Size - 80.29m² - 864ft²



Kitchen/Living/Dining Area	7.3m x 4.4m	24'0" x 14'5"
Master Bedroom	5.3m x 3.1m	17'5" x 10'2"
Bedroom 2	4.0m x 3.1m	13'1" x 10'2"

Floor plans, dimensions and configurations are included for guidance only, may be subject to revision during construction, please refer to current drawings with a Sales Consultant. Dimensions listed are not inclusive of Balcony and Terrace areas. C - Cupboard, B - Boiler, W - Wardrobe, E/S - En-suite. Dimensions taken from ▶

AUSTIN HEPWORTH



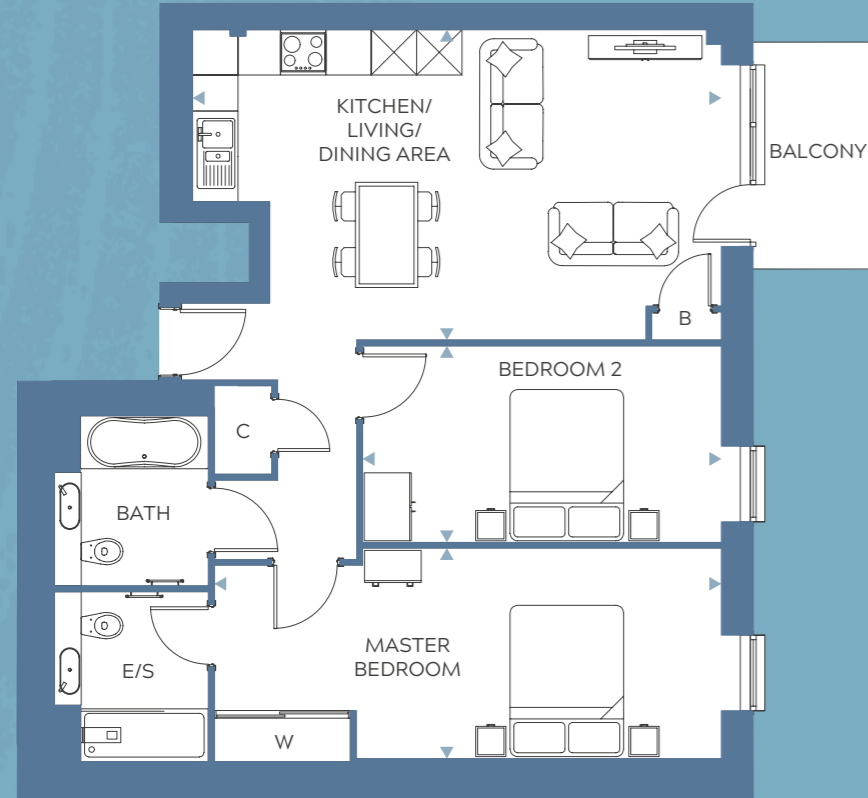
Illustration depicts Floor 2.
Please refer to Plot Locator D & E for exact plot locations.

HEPWORTH PLOTS

- Floor 1 - 303
- Floor 2 - 313
- Floor 3 - 323

Type 59, 2 Bedrooms

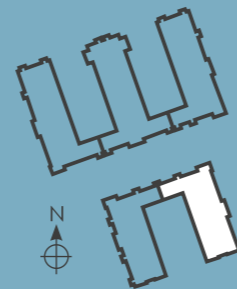
Overall Size - 74.52m² - 802ft²



Kitchen/Living/Dining Area	7.0m x 4.1m	22'12" x 13'5"
Master Bedroom	6.7m x 2.7m	21'12" x 8'10"
Bedroom 2	4.7m x 2.6m	15'5" x 8'6"

Floor plans, dimensions and configurations are included for guidance only, may be subject to revision during construction, please refer to current drawings with a Sales Consultant. Dimensions listed are not inclusive of Balcony and Terrace areas. C - Cupboard, B - Boiler, W - Wardrobe, E/S - En-suite. Dimensions taken from ▶

MASTERPLAN



HEPWORTH PLOT

Floor 1 - 302

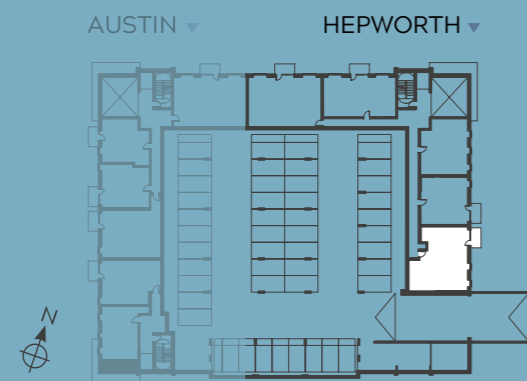
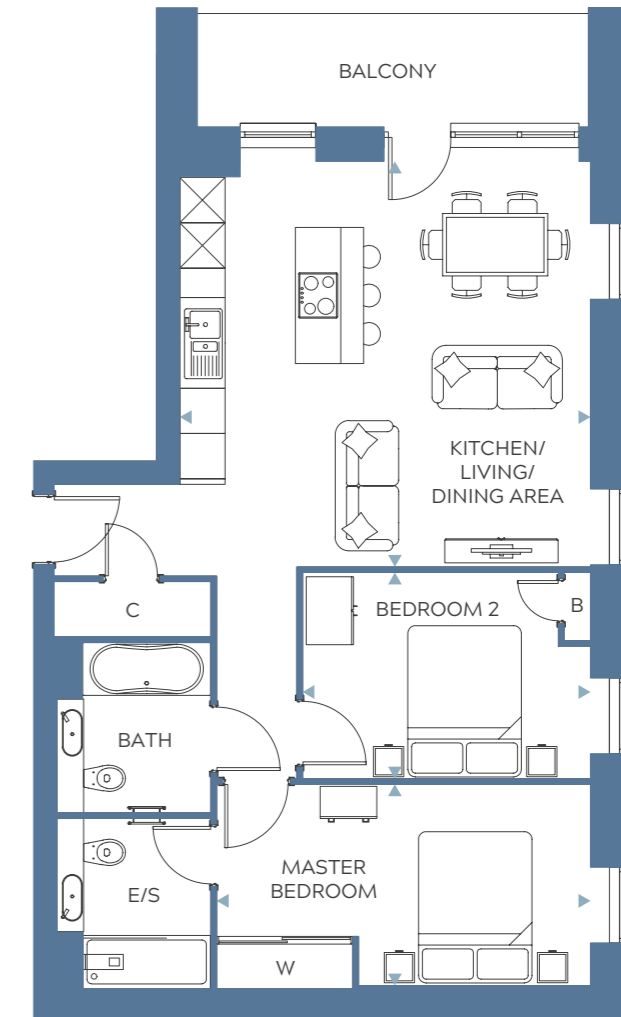


Illustration depicts Floor 1.
Please refer to Plot Locator D & E for exact plot locations.

Type 60, 2 Bedrooms

Overall Size - 70.09m² - 754ft²



Kitchen/Living/Dining Area	5.4m x 5.3m	17'9" x 17'5"
Master Bedroom	4.9m x 2.6m	16'1" x 8'6"
Bedroom 2	3.8m x 2.7m	12'6" x 8'10"

Terrace replaces Balcony to plot 305 only.

Single window in kitchen is removed to plots 349 & 356.

Door leading to Balcony has additional window attached and is positioned centrally to plots 349 & 356.

Balcony is smaller (665mm width difference) to plots 315 & 356.

Floor plans, dimensions and configurations are included for guidance only, may be subject to revision during construction, please refer to current drawings with a Sales Consultant. Dimensions listed are not inclusive of Balcony and Terrace areas. C - Cupboard, B - Boiler, W - Wardrobe, E/S - En-suite. Dimensions taken from ▶

MASTERPLAN



AUSTIN PLOT HEPWORTH PLOTS

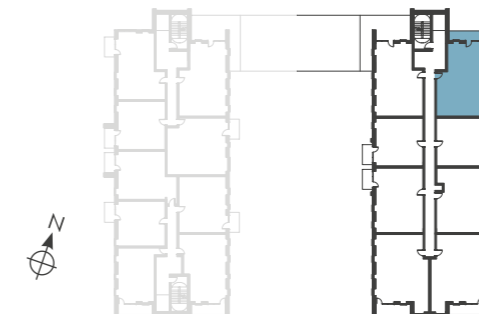


Illustration depicts Floor 4.
Please refer to Plot Locator D & E for exact plot locations.

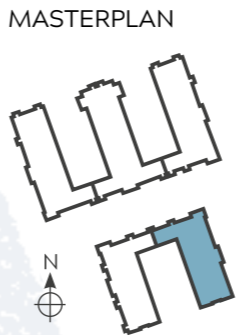
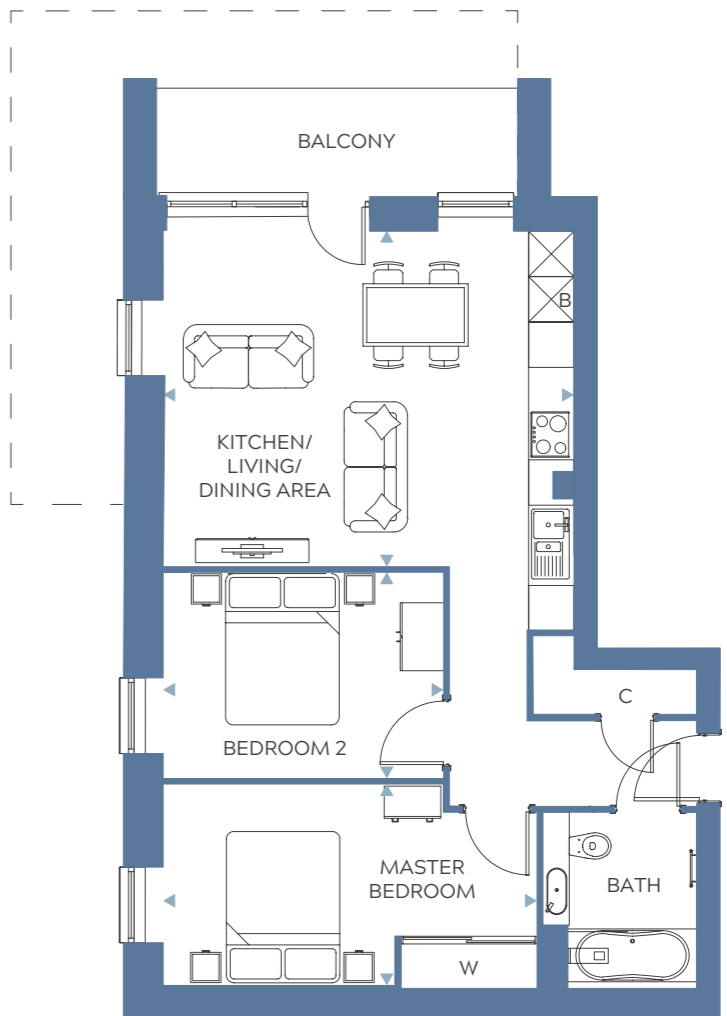
HEPWORTH PLOTS

- Floor 2 - 305
- Floor 3 - 315
- Floor 4 - 325
- Floor 5 - 335
- Floor 6 - 341
- Floor 7 - 349
- Floor 8 - 356



Type 61, 2 Bedrooms

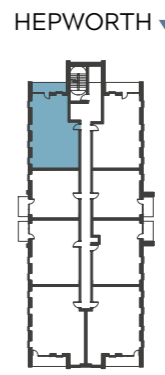
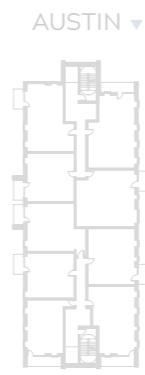
Overall Size - 70.53m² - 759ft²



Kitchen/Living/Dining Area	5.4m x 5.3m	17'9" x 17'4"
Master Bedroom	4.9m x 2.6m	16'1" x 8'6"
Bedroom 2	3.8m x 2.7m	12'6" x 8'10"

Terrace replaces Balcony to plot 332 only. - - -
 Single window in kitchen is removed to plots 355 & 361.
 Door leading to Balcony has additional window attached and is positioned centrally to plots 355 & 361.

Floor plans, dimensions and configurations are included for guidance only, may be subject to revision during construction, please refer to current drawings with a Sales Consultant. Dimensions listed are not inclusive of Balcony and Terrace areas. C - Cupboard, B - Boiler, W - Wardrobe, E/S - En-suite. Dimensions taken from ▶



- HEPWORTH PLOTS
- Floor 4 - 332
 - Floor 5 - 340
 - Floor 6 - 348
 - Floor 7 - 355
 - Floor 8 - 361

Illustration depicts Floor 5.
 Please refer to Plot Locator D & E for exact plot locations.

Image of existing Weston Homes development

Type 62, 2 Bedrooms

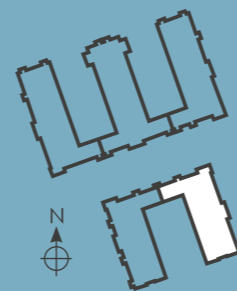
Overall Size - 66.57m² - 717ft²



Kitchen/Living/Dining Area	7.0m x 3.6m	22'11" x 11'10"
Master Bedroom	4.7m x 2.8m	15'5" x 9'2"
Bedroom 2	3.5m x 3.1m	11'6" x 10'2"

Floor plans, dimensions and configurations are included for guidance only, may be subject to revision during construction, please refer to current drawings with a Sales Consultant. Dimensions listed are not inclusive of Balcony and Terrace areas. C - Cupboard, B - Boiler, W - Wardrobe, E/S - En-suite. Dimensions taken from ▶

MASTERPLAN



HEPWORTH PLOTS

- Floor 2 - 307
- Floor 3 - 317
- Floor 4 - 327
- Floor 5 - 335
- Floor 6 - 343
- Floor 7 - 351

AUSTIN ▾ HEPWORTH ▾

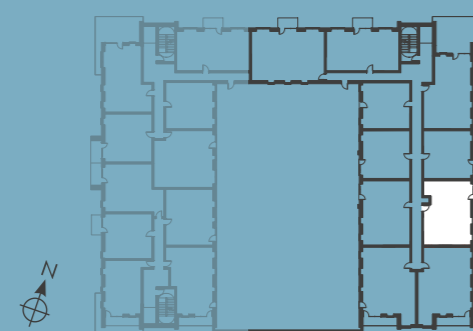
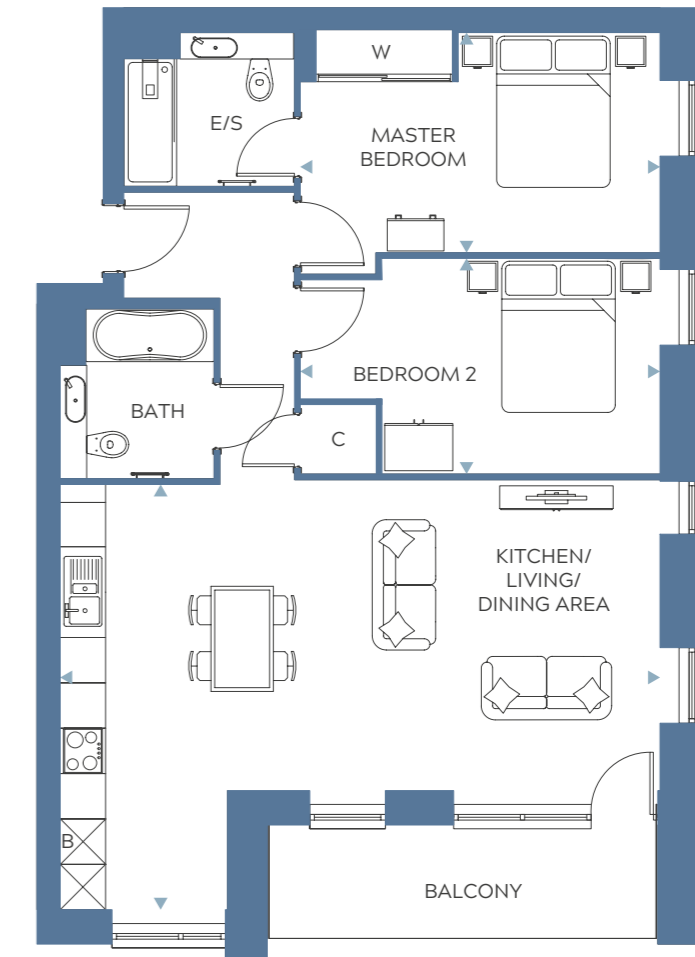


Illustration depicts Floor 2.
Please refer to Plot Locator D & E for exact plot locations.

Type 63, 2 Bedrooms

Overall Size - 80.00m² - 861ft²



Kitchen/Living/Dining Area	7.9m x 5.6m	25'11" x 18'4"
Master Bedroom	4.7m x 2.8m	13'9" x 9'2"
Bedroom 2	4.7m x 2.8m	13'9" x 9'2"

Additional door in Kitchen/Living/Dining Area to plot 309.

Floor plans, dimensions and configurations are included for guidance only, may be subject to revision during construction, please refer to current drawings with a Sales Consultant. Dimensions listed are not inclusive of Balcony and Terrace areas. C - Cupboard, B - Boiler, W - Wardrobe, E/S - En-suite. Dimensions taken from ▶

MASTERPLAN



AUSTIN ▾ HEPWORTH ▾



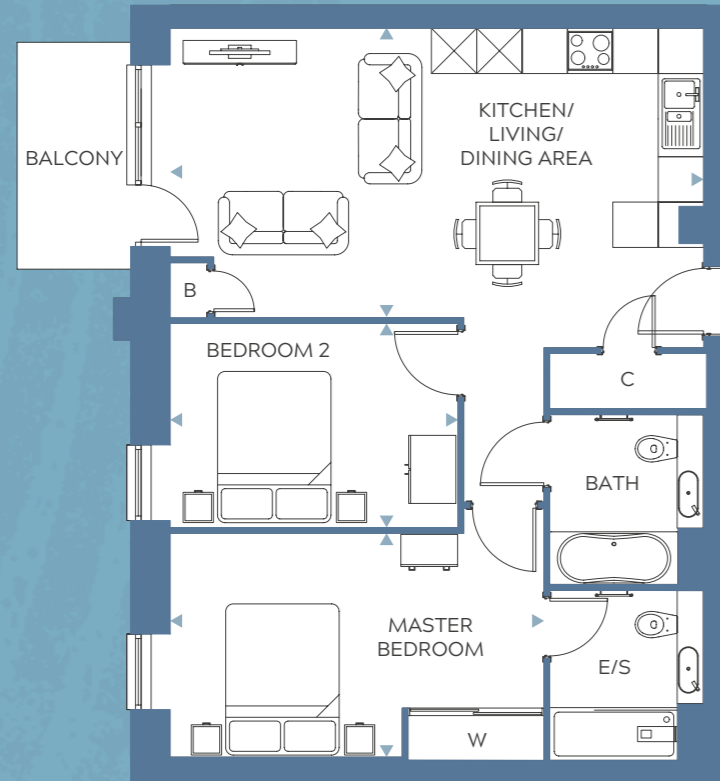
Illustration depicts Floor 2.
Please refer to Plot Locator D & E for exact plot locations.

HEPWORTH PLOTS

- Floor 2 - 308, 309(h)
- Floor 3 - 318, 319(h)
- Floor 4 - 328, 329(h)
- Floor 5 - 336, 337(h)
- Floor 6 - 344, 345(h)

Type 64, 2 Bedrooms

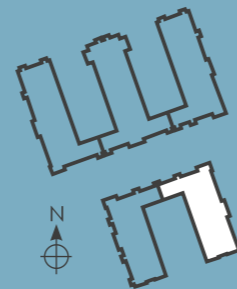
Overall Size - 68.20m² - 731ft²



Kitchen/Living/Dining Area	7.0m x 3.8m	22'11" x 12'6"
Master Bedroom	4.9m x 2.9m	16'3" x 9'6"
Bedroom 2	3.8m x 2.7m	12'6" x 8'10"

Floor plans, dimensions and configurations are included for guidance only, may be subject to revision during construction, please refer to current drawings with a Sales Consultant. Dimensions listed are not inclusive of Balcony and Terrace areas. C - Cupboard, B - Boiler, W - Wardrobe, E/S - En-suite. Dimensions taken from ▶

MASTERPLAN



HEPWORTH PLOTS

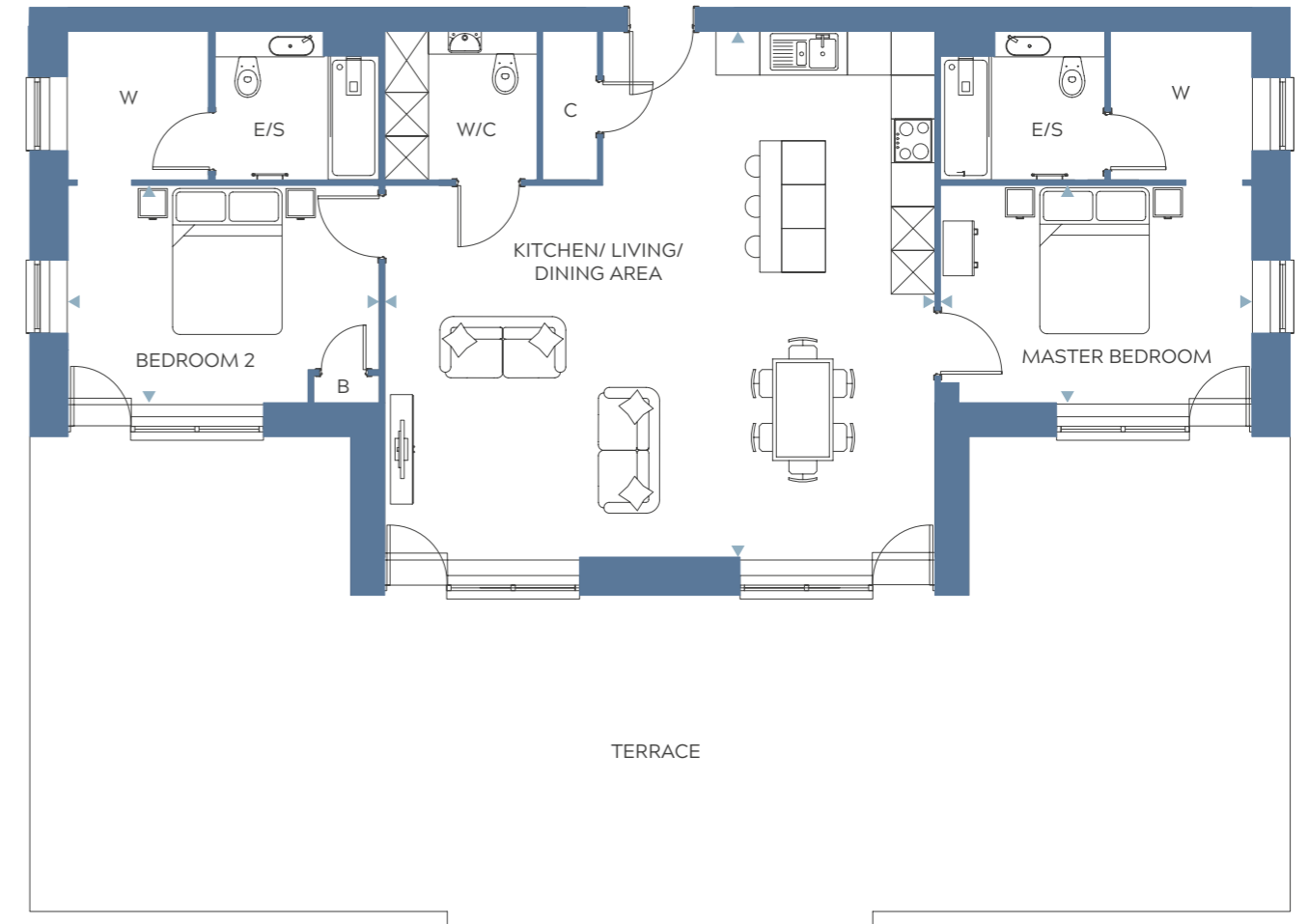
- Floor 2 - 310
- Floor 3 - 320
- Floor 4 - 330
- Floor 5 - 338
- Floor 6 - 346
- Floor 7 - 353



Illustration depicts Floor 2.
Please refer to Plot Locator D & E for exact plot locations.

Type 67, 2 Bedrooms

Overall Size - 98.64m² - 1061ft²



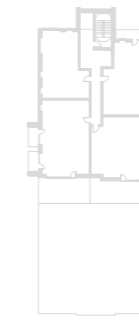
Kitchen/Living/Dining Area	7.5m x 7.2m	24'7" x 23'7"
Master Bedroom	4.2m x 2.9m	13'9" x 9'6"
Bedroom 2	4.2m x 2.9m	13'9" x 9'6"

Floor plans, dimensions and configurations are included for guidance only, may be subject to revision during construction, please refer to current drawings with a Sales Consultant. Dimensions listed are not inclusive of Balcony and Terrace areas. C - Cupboard, B - Boiler, W - Wardrobe, E/S - En-suite. Dimensions taken from ▶

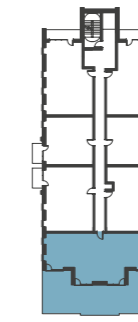
MASTERPLAN



AUSTIN ▼



HEPWORTH ▼



HEPWORTH PLOT

Floor 7 - 352

Illustration depicts Floor 7.
Please refer to Plot Locator D & E for exact plot locations.

Type 68, 2 Bedrooms

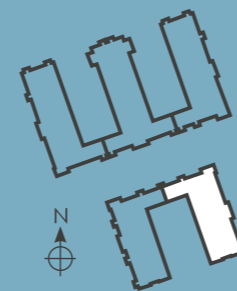
Overall Size - 69.61m² - 749ft²



Kitchen/Living/Dining Area	7.9m x 2.9m	25'11" x 9'6"
Master Bedroom	4.8m x 3.7m	15'9" x 12'2"
Bedroom 2	4.8m x 2.9m	15'9" x 9'6"

Floor plans, dimensions and configurations are included for guidance only, may be subject to revision during construction, please refer to current drawings with a Sales Consultant. Dimensions listed are not inclusive of Balcony and Terrace areas. C - Cupboard, B - Boiler, W - Wardrobe, E/S - En-suite. Dimensions taken from ▶

MASTERPLAN



HEPWORTH PLOT

Floor 8 - 358

HEPWORTH ▼

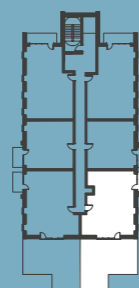
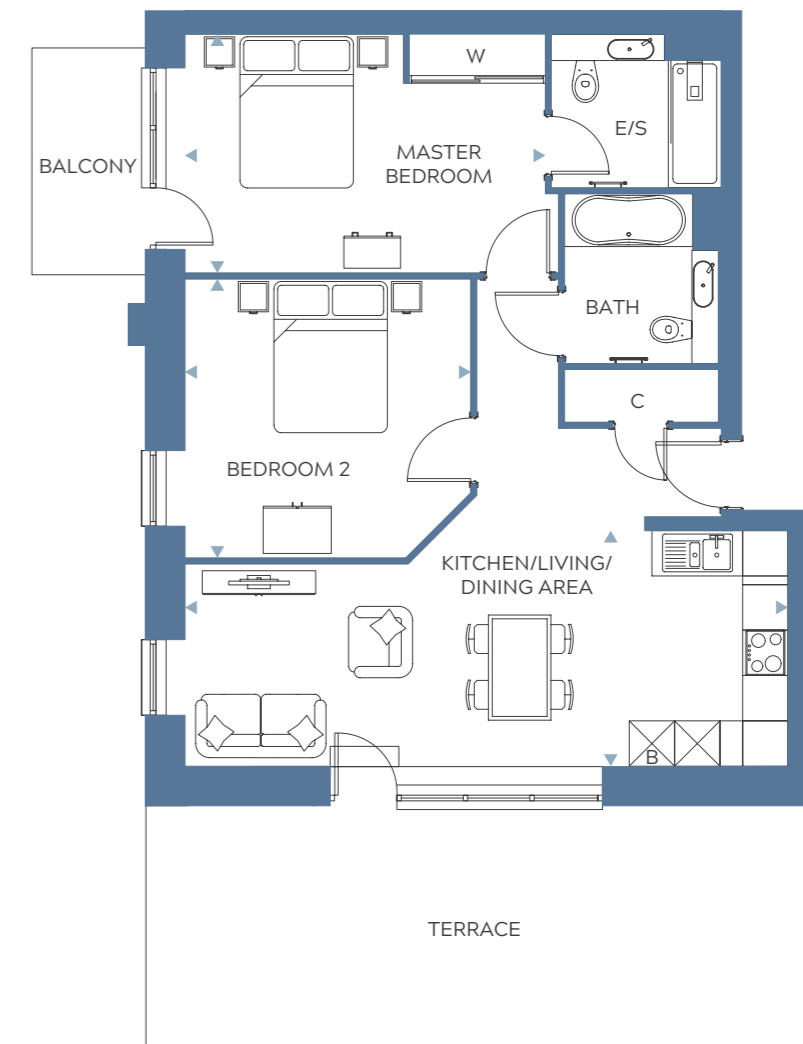


Illustration depicts Floor 8.
Please refer to Plot Locator D & E for exact plot locations.

Type 69, 2 Bedrooms

Overall Size - 71.11m² - 76.5ft²



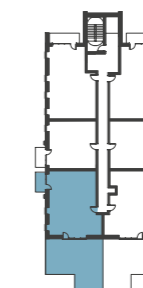
Kitchen/Living/Dining Area	7.9m x 3.0m	25'11" x 9'10"
Master Bedroom	4.7m x 3.1m	15'5" x 10'2"
Bedroom 2	3.8m x 3.7m	12'6" x 12'2"

Floor plans, dimensions and configurations are included for guidance only, may be subject to revision during construction, please refer to current drawings with a Sales Consultant. Dimensions listed are not inclusive of Balcony and Terrace areas. C - Cupboard, B - Boiler, W - Wardrobe, E/S - En-suite. Dimensions taken from ▶

MASTERPLAN



HEPWORTH ▼



HEPWORTH PLOT

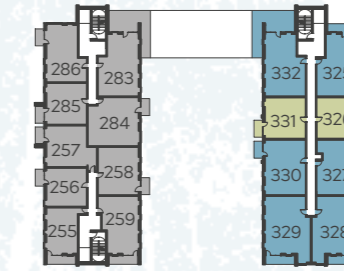
Floor 8 - 359

Illustration depicts Floor 8.
Please refer to Plot Locator D & E for exact plot locations.

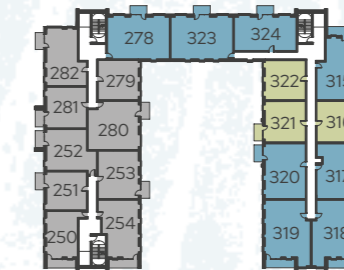


Computer generated image of Edinburgh Way

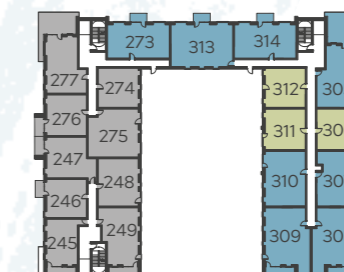
AUSTIN & HEPWORTH Plot Locators



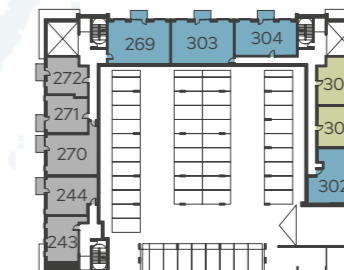
Floor 4



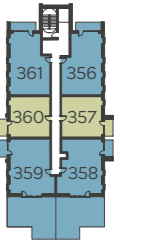
Floor 3



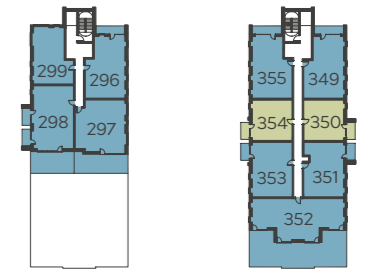
Floor 2



Floor 1



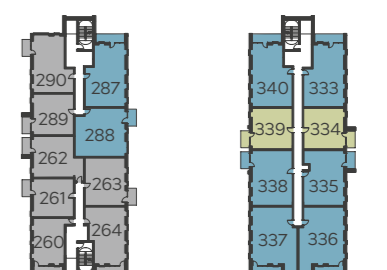
Floor 8



Floor 7



Floor 6




Floor 5

■ One Bedroom
 ■ Two Bedroom
 ■ Housing Association



Plot Locators



AUSTIN

HEPWORTH

Please see overleaf



Built with passion, delivered with pride

The Company was formed in 1987 by Bob Weston who took his considerable experience in the building industry to set up what has now become Weston Homes Plc, which has grown to become one of the major house builders of the South East. This is due, in no small part, to its commitment to continual reassessment of the marketplace and the provision of properties to exceed the expectations of purchasers, both in terms of quality and value for money. Always forward-looking, Weston Homes has merged the traditional skills of house building with the ever-expanding opportunities and new areas available through the use of the latest technology. Recently this has manifested itself through the company's revolutionary new 'Project Genesis' scheme.

Through Project Genesis, Weston Homes has taken house building to a new level. Many of the properties' components are pre-manufactured in factory conditions rather than on-site, allowing quality to be maintained. Strict quality controls are carried out at all stages with items including door sets, windows and kitchens, quickly and efficiently fitted on-site at an advanced stage of construction. The resultant cost saving allows for a higher specification to the property. As the Company has grown, its range of operations has expanded, with current developments stretching from the east of Essex down through London and the majority of surrounding Home Counties.

Weston Homes Plc now has an established history in London and the Home Counties. Projects are varied, ranging from select housing developments to large scale city apartment complexes of hundreds of units. As well as new-build properties, the Company has extensive experience in the restoration and refurbishment of historic buildings.





Weston Homes

Built with passion,
delivered with pride



Images of existing Weston
Homes developments



EDINBURGH WAY

Home buyers information pack

All purchasers at Edinburgh Way will be presented with an information manual from Weston Homes at the point of reservation. The information manual includes all of the information needed to ensure the purchasing process is as smooth as possible; the manual takes the purchaser through all the stages they will encounter, from reservation through to exchange and will even give advice on how to prepare for completion and occupancy. When collecting keys for a Edinburgh Way property, the purchaser will receive a further handover manual, presented in a leather bound folio; containing all manuals for every appliance in the new property as well as important information and contact details. The home-owner's folio also allows the purchaser space to add any other documents which they may collect throughout the purchasing process. The manuals are provided to make buying and moving in at Edinburgh Way as stress-free as possible.

Terms and conditions

Deposit

A deposit of £1,000 is required to be paid, on reservation, subject to contract, which will be retained if the purchaser withdraws before exchange of contracts.

Reservation

On reservation, the selling agent will require details of the purchaser's solicitor who must be instructed immediately.

Exchange of Contracts

The exchange of contracts date will be strictly adhered to. If contracts are not exchanged on or by the appropriate date, Weston Homes Plc reserves the right to re-offer the property. It is therefore in the purchaser's interest to keep in close contact with the selling agent.

Completion

On reservation an anticipated completion date will be given and the selling agent will keep you informed as to the progress of construction. The appropriate notice of completion will be given as soon as possible wherein the purchaser will be invited to view their home. Upon completion, after the full payment has been received, the keys may be collected from the selling agent.

Please Note:

(i) The particulars are set out as a general outline only for the guidance of intending purchasers or lessees and do not constitute, nor constitute part of, an offer or contract;

(ii) all descriptions, dimensions, references to condition and necessary permissions for use and occupation, and other details are given without responsibilities and any intending purchasers or tenants should not rely on them as statements or representations of fact but must satisfy themselves by inspection or otherwise as to the correctness of each of them;

(iii) no person in the employment of the selling agent has any authority to make or give any representation of warranty whatsoever in relation to this property. All negotiations are through the selling agent.

The information contained in this brochure is for guidance only. Weston Homes Plc operates a policy of continuous product development and features may therefore vary from time to time. Floor plans and dimensions can only be given as a guide and are indicative of the type only. The computer generated images, floor plans, configuration and layouts are included for guidance only, please refer to drawings in sales office. It should be noted that the representations of Edinburgh Way whilst similar to the development, may not necessarily be accurate in every respect.

These particulars should not be relied on as accurately describing any of the specific matters described by any order under the Consumer Protection from Unfair Trading Regulations (2008). This information does not constitute a contract of warranty. The dimensions given are accurate within plus or minus 50mm (2 inches). They are not intended to be used for carpet sizes, appliance sizes or items of furniture. All details correct as above at time of going to press. Edinburgh Way is the marketing name for use until a permanent postal address has been issued.

EDINBURGH WAY

HARLOW, ESSEX, CM20 2DQ

The Weston Group Business Centre
Parsonage Road, Takeley, Essex, CM22 6PU

Email: sales@weston-homes.com

Visit: www.weston-homes.com

