

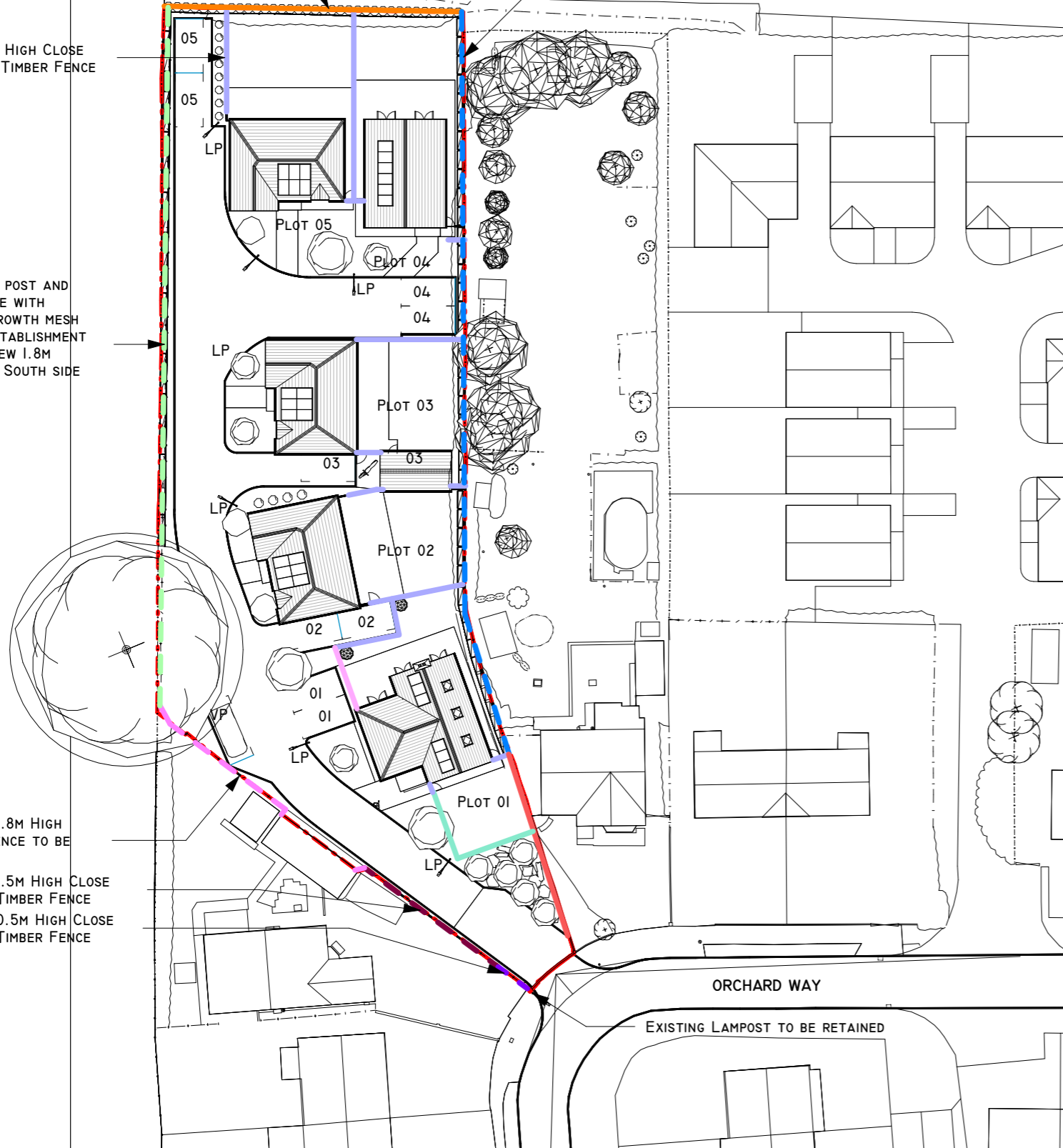
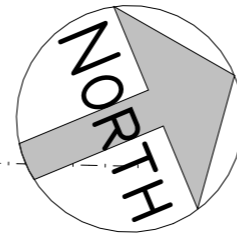
1.5M HIGH POST AND RAIL FENCE WITH ANIMAL/GROWTH MESH DURING ESTABLISHMENT PERIOD. NEW 1.8M HEDGE TO NORTH WEST SIDE OF FENCE

NEW 1.8M HIGH CLOSE BOARDED TIMBER FENCE

1.5M HIGH POST AND RAIL FENCE WITH ANIMAL/GROWTH MESH DURING ESTABLISHMENT PERIOD. NEW 1.8M HEDGE TO SOUTH SIDE OF FENCE

EXISTING 1.8M HIGH TIMBER FENCE TO BE RETAINED
EXISTING 1.5M HIGH CLOSE BOARDED TIMBER FENCE
EXISTING 0.5M HIGH CLOSE BOARDED TIMBER FENCE

EXISTING 1.8M CHAINLINK FENCE TO BE REPLACED WITH 1.8M CLOSE BOARDED TIMBER FENCE WITH 1.1M HEDGE INFRONT



Key:

- EXISTING 1.8M HIGH CLOSE BOARDED TIMBER FENCE
- EXISTING 1.5M HIGH CLOSE BOARDED TIMBER FENCE
- EXISTING 0.5M HIGH CLOSE BOARDED TIMBER FENCE
- EXISTING 0.5M HIGH BRICK WALL
- 1.5M HIGH POST AND RAIL FENCE WITH ANIMAL/GROWTH MESH DURING ESTABLISHMENT PERIOD. NEW 1.8M HEDGE TO NORTH WEST SIDE OF FENCE
- PROPOSED 1.8M HIGH CLOSE BOARDED TIMBER FENCE WITH 1.1M HEDGE IN FRONT TO REPLACE EXISTING BOUNDARY TREATMENT
- PROPOSED 1.8M HIGH BRICK WALL
- PROPOSED 1.8M HIGH TIMBER FENCE OR GATE
- PROPOSED 0.5M HIGH BRICK WALL WITH GATE
- 1.5M HIGH POST AND RAIL FENCE WITH ANIMAL/GROWTH MESH DURING ESTABLISHMENT PERIOD. NEW 1.8M HEDGE TO SOUTH SIDE OF FENCE

1. DO NOT SCALE DRAWING. IF IN DOUBT CONTACT DMS ARCHITECTURE LTD
2. ALL DIMENSIONS ARE IN MILLIMETRES UNLESS NOTED OTHERWISE.
3. NOT FOR CONSTRUCTION UNLESS STATED OTHERWISE.
4. WHEN APPROPRIATE, THIS DRAWING IS TO BE READ IN CONJUNCTION WITH PROJECT SPECIFIC DESIGNERS RISK ASSESSMENTS, PRODUCED IN ACCORDANCE WITH REQUIREMENTS OF REGULATION 13 OF THE CONSTRUCTION (DESIGN AND MANAGEMENT) REGULATIONS 2007.
5. THE DESIGN SHOWN ON THIS DRAWING IS THE PROPERTY OF DMS ARCHITECTURE LTD AND IS NOT TO BE USED OR ITS CONTENTS COPIED, COMMUNICATED OR DISCLOSED, IN WHOLE OR IN PART, EXCEPT IN ACCORDANCE WITH A CONTRACT, LICENCE OR AGREEMENT IN WRITING WITH DMS ARCHITECTURE LTD.

NOTES

THIS DRAWING TO BE READ IN CONJUNCTION WITH DRAWINGS 1819-(01)001, 002, 003, 005, 006, 007

REV	DATE	DESCRIPTION	DRN.	CKD.
G	12/03/24	DRAWINGS UPDATED IN LINE WITH PMD LANDSCAPE DESIGN	MS	
F	15/02/24	DRAWINGS REVISED FOLLOWING CONSULTATION WITH LPA, ISSUED FOR COMMITTEE REVIEW	PMD	MS
E	19/01/24	DRAWINGS UPDATED FOR PLANNING	PMD	MS
D	21/12/23	SITE LAYOUT & BOUNDARY TREATMENT AMENDED IN LINE WITH LPA COMMENTS	PMD	MS
C	12/10/23	ISSUED FOR PLANNING	PMD	MS
B	18/09/23	LAMPOST POSITIONS AMENDED IN LINE WITH ECOLOGIST RECOMMENDATIONS, BOUNDARY TREATMENTS AND LANDSCAPING UPDATES	PMD	MS
A	17/07/23	SITE LAYOUT AMENDED IN LINE WITH CLIENT REQUIREMENTS, PV PANELS ADDED TO HOUSE TYPES	PMD	PMD

REV	DATE	DESCRIPTION	DRN.	CKD.



THE OLD POST OFFICE, 20B ROPERGATE
PONTEFRACT, WF8 1LY
Tel 01924 899749

Email: mail@dmsarchitecture.co.uk www.dmsarchitecture.co.uk

PROJECT
25 ORCHARD WAY
FELTHAM PROPERTIES LTD
HARWELL, DIDCOT,
OXFORDSHIRE, OX11 0LQ

TITLE
BOUNDARY TREATMENT PLAN

STAGE
3 - PLANNING

SCALE
1 : 500@ A3

DATE
06/30/23

DRAWN
PMD

CHECKED
MS

DRAWING No.
1819- DMS- XX-01- M2- A- (20)002

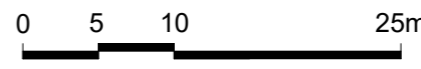
REV.
G

SUITABILITY
PI

PROJECT No.
1819

BOUNDARY TREATMENT PLAN

1 : 500



SCALE 1 : 500