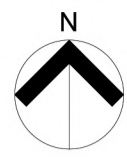





NOTES

Use figured dimensions only. Scale drawing only when a scale bar is present. All dimensions to be checked by user and any discrepancies, error or omissions to be reported to the architect before work commences. Read this drawing with all relevant materials.

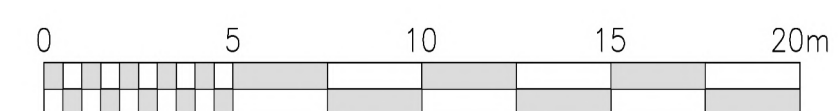


KEY:

-  Existing Site Trees
-  Tree Root Protection Area (RPA)
-  Proposed Removed Trees



Proposed Site Masterplan  
Scale 1:200 @ A1



Rev	Date	Dim	Chkd	Description

Purpose of Issue:  
**PLANNING**

Client:  
**Private Client**

Project:  
**Wild Wood & Green Linnets**

Drawing Title:  
**Proposed Site Masterplan**

Scale of A1:	Date:	Drawn by:	Checked by:
1:200	Mar 2023	EB	AT

Drawing number: 1523 - PL1110

**accord**  
architecture  
www.accordarchitecture.com

Compton House, Walnut Tree Close, Guildford, Surrey, GU1 4TX  
[t] 01483 455100 [f] 01483 455210 [e] design@accordarchitecture.com