



A deceptively spacious three bedroom end of terrace property set in an elevated location, with superb far reaching views over the town to countryside beyond. Garden and Garage.

White Heather Terrace | Bovey Tracey | TQ13 9HF



thoroughly good property agents



PROPERTY TYPE

House



SIZE

1,209 sq ft



LOCATION

Bovey Tracey



AGE

Edwardian (1901 - 1910)



BEDROOMS

3



RECEPTION ROOMS

2



BATHROOMS

1



WARMTH

Gas Central Heating



PARKING

Garage



OUTSIDE SPACE

South Facing Garden



EPC RATING

58 D



COUNCIL TAX BAND

B



in a nutshell...

- Lovely Sitting Room with Views
- Separate Dining Room
- Kitchen
- Boot Room/Conservatory/Sun Room
- Three Bedrooms
- Cloakroom
- Gardens
- Garage
- Superb far reaching Views





the details...

A paved path leads to the entrance of this lovely, surprisingly spacious and beautifully maintained home which benefits from gas central heating and double glazing.

The sitting room has plenty of natural light from a south facing window which offers superb far-reaching views and a feature fireplace housing a living flame gas fire makes a lovely focal point for those wintery days. A wide archway leads into the dining room where you can still enjoy the aforementioned views and also benefit from light from a window to the rear. A deep understairs cupboard offers a good amount of storage and with plenty of space for a family size table and six to eight chairs this is a lovely room to entertain family and friends. The kitchen is fitted with an array of base and wall mounted units fitted with under unit LED lighting and plenty of worktops incorporating a sink with mixer tap over. The integral appliances include a gas oven and grill, gas hob with extractor hood over and there are spaces for an upright fridge/freezer, washing machine and a further appliance. A stable door leads out into the boot room/conservatory, a sunny aspect so ideal to sit and read, or just enjoy a quite cup of tea. A door leads out to a small courtyard and access to the garage. From the kitchen a door leads into the rear lobby with a useful store cupboard and a door into the bathroom which is fitted with a panelled bath and shower above, pedestal basin, w.c and tall towel rail.

On the first floor there is an airing and storage cupboard, access to the loft which is boarded, with a Velux window giving light, fitted with power and a drop-down ladder for ease of access and a door to the cloakroom with a wc and basin. The principal bedroom is light and spacious with superb views over the surrounding countryside. There are two further double bedrooms, both light and airy, one with a cupboard containing the combi boiler.

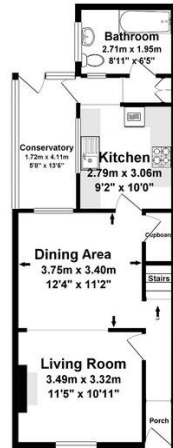
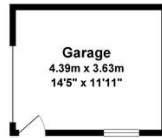
Outside there is a garage which has been widened to provide workshop space with storage in the rafters and a curtesy door to the side, leading to a small courtyard area. The garden to the front is paved which gives a lovely space for family gatherings and alfresco dining, with steps leading down to an area of lawn, bordered by a neatly trimmed hedgerow and flowering beds.

An internal viewing is highly recommended to appreciate this lovely home.

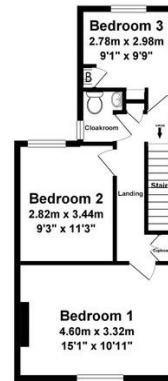


the floorplan...

Ground Floor 70.44 sq. m. (758.19 sq. ft.)



1st Floor 41.91 sq. m. (451.12 sq. ft.)



TOTAL FLOOR AREA : 112.35 sq. m. (1209.30 sq. ft.) approx.

Whilst every attempt has been made to ensure the accuracy of the floorplan contained here, measurements of doors, windows, rooms and any other items are approximate and no responsibility is taken for any error, omission or mis-statement. This plan is for illustrative purposes only and should be used as such by any prospective purchaser. The services, systems and appliances shown have not been tested and no guarantee as to their operability or efficiency can be given.
Made with Metropix ©2018



Our note. For clarification we have prepared these sales particulars as a general guide and have not carried out a detailed survey nor tested the services, appliances or fittings. Room sizes should not be relied upon for carpets or furnishings. If there are any important matters which are likely to affect your decision to buy, please contact us before viewing this property. These particulars, whilst believed to be accurate, are set out as a general outline only for guidance and do not constitute any part of an offer or contract. Intending purchasers should not rely on them as statements of representation of fact, but must satisfy themselves by inspection or otherwise as to their accuracy. No person in the employment of Complete Property Services has the authority to make or give any representation or warranty in respect of the property.

SKETCH PLAN FOR ILLUSTRATIVE PURPOSES ONLY. All measurements and sizes and locations of walls, doors, window fittings and appliances are shown conventionally and are approximate only and cannot be regarded as being a representation either by the Seller or his Agent. We hope that these plans will assist you by providing you with a general impression of the layout of the accommodation. The plans are not to scale nor accurate in detail. © Unauthorised reproduction prohibited.

As part of the service we offer we may recommend ancillary services to you which we believe will help with your property transaction. We wish to make you aware that should you decide to proceed we will receive a referral fee. This could be a fee, commission, payment or other reward. We will not refer your details unless you have provided consent for us to do so. You are not under any obligation to provide us with your consent or to use any of these services, but where you do you should be aware of the following referral fee information. You are also free to choose an alternative provider. To find out more about this, please speak to a member of the team.



the location...

Bovey Tracey benefits from a wide range of local amenities including health centre, dentist, veterinary clinic, primary school, library with community centre, arts and craft centre, shops, churches, restaurants and public houses. It also boasts a golf course, cricket field, swimming pool, tennis club, bowls green & two football pitches. The open spaces of Dartmoor are nearby and the South Hams coast is a 40 minute drive.

Shopping

Late night pint of milk: Tesco 0.2 mile

Town centre: Bovey Tracey 0.4 mile

Supermarket: Lidl (Kingsteignton) 5.9 miles

Relaxing

Beach: Teignmouth 10.8 miles

Park: Mill Marsh Park 0.7 mile

Travel

Bus stop: (East Street) 0.2 mile

Train station: Newton Abbot 7.3 miles

Airport: Exeter 17.8 miles

Schools

Bovey Tracey Primary School: 0.2 mile

South Dartmoor Community College: 7.8 miles

Stover: 4.7 miles

Please check Google maps for exact distances and travel times. **Property postcode: TQ13 9HF**

how to get there...

From the Complete Office in Bovey Tracey continue up Fore Street, taking the third exit on the left by the Town Hall into Mary Street. Turn right up Spion Kop opposite Mary Street Car Park, where the property can be found towards the top on the right hand side. We would suggest parking in Mary Street Car Park and walking to the property.





Need a more complete picture? Get in touch with your local branch...

Tel [01626 832 300](tel:01626832300)
Email bovey@completeproperty.co.uk
Web completeproperty.co.uk

Complete
Emlyn House
Fore Street
Bovey Tracey
TQ13 9AD

Are you selling a property too? Call us to get a set of property details like these...

selling

letting

land &
new homes

signature
homes

complete.