












## Site layout at Shurland Park



### Phase 1

- |  |   |  |  |
|--|---|--|--|
|  | <b>The Holford</b><br>4 bedroom detached home       |  | <b>The Shurland</b><br>3 bedroom semi-detached home              |
|  | <b>The Huxley-A</b><br>3 bedroom detached home      |  | <b>The Baycliffe</b><br>3 bedroom detached or semi-detached home |
|  | <b>The Huxley-C</b><br>3 bedroom detached home      |  | <b>The Marton</b><br>2 bedroom semi-detached home                |
|  | <b>The Birch</b><br>3 bedroom detached or mews home |  | <b>The Cranford</b><br>2 bedroom mews home                       |
|  | <b>The Langley</b><br>3 bedroom semi-detached home  |  | <b>The Sutton</b><br>2 bedroom mews home                         |
|  | <b>The Thornton</b><br>3 bedroom semi-detached home |  |  |

+ Sub Station