



GL

Glasswater Locks

EASTSIDE | BIRMINGHAM

CARDIGAN WHARF
& CURZON WHARF

Berkeley
Designed for life

St Joseph
Designed for life

GL Glasswater Locks

EASTSIDE | BIRMINGHAM

Glasswater Locks opens up a new gateway between Birmingham's Eastside and the city's vibrant Learning Quarter. Its selection of contemporary canal-side apartments and duplexes are located moments away from the city centre and high speed rail links.

The vision is to create a thriving new community with extensive on-site facilities that offer an appealing alternative to the buzz of the city. The elegant landscaping breathes life back into the canal-side, connecting the city's rich industrial heritage with its promising future.





CANAL-SIDE LIVING

Shaped for the future

Glasswater Locks brings convenience and connectivity to comfortable, modern living set alongside a peaceful waterway. The development benefits from 155m of canal-side frontage, enhancing the tranquility of the area. The residents' facilities will include a 24-hour concierge, residents' business lounge, games room and cinema, as well as planned cafés, bars and restaurants. It will also be a short walk from the forthcoming high speed rail station and the best of Birmingham's city centre dining, shopping and cultural attractions.



Lifestyle image, indicative only



CANAL-SIDE LIFE

CANAL BOATS
TRANSPORTING
RAW MATERIALS

INDUSTRIAL HERITAGE

Inspired by the former Belmont Glassworks

THE CANALS WERE THE LIFE-BLOOD OF
VICTORIAN BIRMINGHAM AT THEIR HEIGHT
GAS LIGHTING WAS INSTALLED SO WORKERS
COULD OPERATE AROUND THE CLOCK




WOMEN WORKERS DECORATING
STUART CRYSTAL IN 1902

Glasswater Locks sits alongside Digbeth Branch Canal, a site of historical significance. Archaeological excavations have revealed the base of a Boulton & Watt steam engine, which was part of a pumping station needed to raise water levels along the canal. Excavations also revealed boundary walls and kilns that once belonged to Belmont Glassworks, a company active on site from 1803.

Glassmaking was one of the city's major manufacturing industries in the 1800s, and glassworks were established along waterways to provide transportation. When railways began to supersede the waterways from the mid-1800s, a rail terminal was built at the nearby Curzon Street location, preceding the arrival of HS2 and laying the foundations for Birmingham's bright, connected future.

JAMES WATT STEAM
ENGINE 'OLD BESS' BUILT
IN BIRMINGHAM 1778



ARCHITECT'S VISION

A vision for canal-side living

Glenn Howells Architects, one of the Midlands' principal design studios, has been responsible for the design of Glasswater Locks.

The creative lead, Dav Bansal, brings award-winning expertise and a passion for transforming his home city. Dav is especially driven to ensure regional cities meet their full national and international potential, and it's this drive that has inspired his involvement in projects like HS2 Curzon Street Station.

Dav's design vision for Glasswater Locks was to combine the fresh outlook of urban regeneration with respect for the historical context of the environment. He brings history to life through brick and metal work while he interprets the energy of renewal for tomorrow with spacious waterside landscaping.

ENHANCING THE PUBLIC SPACES, THE CANAL-SIDE AND ENCOURAGING NATURE ARE FUNDAMENTAL ELEMENTS OF THE DESIGN OF GLASSWATER LOCKS



Lifestyle image, indicative only



Lifestyle image, indicative only

PLACEMAKING IS AT THE HEART OF EVERY PROJECT BERKELEY ST JOSEPH UNDERTAKES - IT'S NOT JUST BUILDING HOMES IT'S ABOUT CREATING PLACES WHERE PEOPLE WANT TO LIVE AND ENJOY LIFE

G!

“Our vision for the site is to create an inclusive community that will reconnect the rich heritage of Glasswater Locks with this dynamic and innovative quarter of Birmingham.”

DAV BANSAL
GLENN HOWELLS ARCHITECTS



DAV BANSAL,
ARCHITECT

A new waterside community

Outdoor seating areas and new walkways open up the canal towpath, making it an accessible, vibrant destination for every member of the community.

A clear relationship exists between environmental quality and overall wellbeing which is reflected in the revival of the canal. Special attention has been given to creating a pedestrianised, car-free environment and enhancing the public spaces surrounding Glasswater Locks.



Landscaped open spaces

Cafés, bars and restaurants will look to offer alfresco drinks and dinner, while public art, interactive water features and an area for outdoor events ensure there's a carefully landscaped, new neighbourhood that caters for everyone. Residents can also enjoy tranquil views over the canal from their elevated, resident-only courtyard gardens.

Connected living

G! Glasswater Locks

Newman University

HS2 STATION

Birmingham University

Chinese Quarter

Birmingham City University

Bull Ring Shopping Centre

Eastside City Park

New Street Station and Grand Central

Millennium Point

Learning Quarter

Colmore Business District

St Philip's Cathedral & Square

Brindley Place Business District

Paradise Business District

Birmingham Library

University College Birmingham

City Centre Gardens

Utilita Arena

Edgbaston Reservoir

Aston Business School

Jewellery Quarter

Aston University



Selfridges landmark store, Birmingham

B I R M I

N G H A M

ONE OF THE UK'S FASTEST GROWING
METROPOLITAN ECONOMIES

OLD AND NEW STAND SIDE BY SIDE IN BIRMINGHAM FROM ARCHITECTURE TO BUSINESS TO CAFÉS TO SHOPS. WORKING TOGETHER AS A CITY RESPECTING THE PAST AND ENCOURAGING THE FUTURE



St Martins Church & Selfridges landmark store, Birmingham

OUR CULTURE AND ENTERTAINMENTS OFFERING IS HUGE BUT ALSO VERY EASY TO GET TO - IT'S A TRULY WALKABLE CITY CENTRE



Music event, Birmingham



Lifestyle image, indicative only



Lifestyle image, indicative only

BIRMINGHAM'S HIGH RETENTION OF STUDENT GRADUATES ENSURES THE CITY IS THRIVING FOR FORWARD THINKING ENTREPRENEURS AND START-UP BUSINESSES



Birmingham students present their final collections at prestigious Graduate Fashion Week

People are the heart of Birmingham

This dynamic city has a young and vibrant population with a high percentage below the age of 34. Classed as the youngest city in Europe, Birmingham's evolution is rooted in rich industrial heritage. From these roots have grown high-speed rail links, globally recognised universities and a host location for the Commonwealth Games. As Birmingham moves forward, it remains proud of its rich heritage and diverse culture.

The soul of the city is evident wherever you go. The Victorian-era Piccadilly Arcade remains a popular destination as Selfridges' landmark building. Brum's Balti Triangle has birthed Michelin-starred Opheem. The redeveloped Birmingham Rag Market is still home to traders selling second-hand treasures. And many who've grown up here become the entrepreneurs of Colmore Row, breathing life and income back into their cherished city.

ABOVE ALL IT'S THE PEOPLE THAT MAKE THE PLACE

'Birmingham is a beautiful city, the buildings, the canals, the culture, even the food, everything keeps getting better. I can't imagine living anywhere else.'

A RICH AND INDUSTRIAL HERITAGE AND CRAFTS LEGACY IS EVIDENT IN THE JEWELLERY QUARTER STILL THRIVING TODAY



Jewellery Quarter, Birmingham



Curry from Birmingham's Balti Triangle

PROUD HOME TO THE BALTI CURRY AND 5 MICHELIN STAR RESTAURANTS

BIRMINGHAM'S FAMOUS BULL AND BULLRING WHOSE STORY DATES BACK TO AROUND 1160



A BRIGHT FUTURE FOR BIRMINGHAM

A World-Class City in the Making

Birmingham prospered during the Industrial Revolution. What started out as a market town took up with metalworking en masse and grew into a city known for manufacturing everyday metal items. From this, the renowned Jewellery Quarter soon emerged, and Birmingham went from strength to strength as one of Britain's largest and most important cities. Birmingham University was founded in 1909 and Aston University in 1966. The Bull Ring opened in 1964 and the Mailbox in 2000. Old and new stand proudly side by side as Birmingham continues to transform under the City Council's Big City Plan.

This 20-year masterplan will support the creation of over 50,000 new jobs, 65,000 square metres of new and improved public spaces, 28 kilometres of walking and cycling routes, and over 5,000 new homes accompanied by the requisite leisure and recreational facilities.

All of this will focus on five key regenerative areas of transformation, one of which is Eastside and home to Glasswater Locks.

**BIRMINGHAM
BIG
CITY
PLAN**

BIRMINGHAM LIBRARY

G!

'The Big City Plan is the most ambitious, far-reaching development project ever undertaken in the UK. Our aim is to create a world-class city centre by planning for the next 20 years of transformation.'

Explore the city

EDUCATION

1	Birmingham City University	0.2 mile
2	Aston University	0.6 mile
3	University College Birmingham	1.5 miles
4	Birmingham University	4.0 miles
5	Newman University	8.2 miles

CONNECTIONS

6	Curzon Street Station (HS2)	0.4 mile
7	Birmingham Moor Street	0.8 mile
8	Birmingham Snow Hill	0.9 mile
9	Birmingham New Street (Grand Central)	1.0 mile
10	Birmingham Airport	12.5 miles

LANDMARKS & CULTURE

11	Thinktank Birmingham Science Museum	0.4 mile
12	St Philip's Cathedral & Square	1.0 mile
13	Town Hall, Museum & Art Gallery	1.2 miles
14	St Paul's Church & Square	1.5 miles
15	Centenary Square, Library & City Gardens	1.5 miles
16	Gas Street Basin	1.7 miles
17	Ikon Gallery	1.8 miles

SHOPPING

18	Selfridges	0.9 mile
19	The Bullring Shopping Centre	1.0 mile
20	Great Western Arcade	1.0 mile
21	The Mailbox	1.4 miles

EATING OUT

22	The Oyster Club by Adam Stokes	1.0 mile
23	Tattu	1.0 mile
24	Adam's	1.1 miles
25	Asha's	1.1 miles
26	Purnell's	1.1 miles
27	Opheem	1.4 miles
28	Folium	1.5 miles
29	The Wilderness	1.6 miles
30	Pulperia	1.7 miles

ENTERTAINMENT

31	The Alexandra	1.4 miles
32	Birmingham Hippodrome	1.5 miles
33	O2 Academy Birmingham	1.5 miles
34	Symphony Hall	1.6 miles
35	Utilita Arena Birmingham	1.8 miles



BIRMINGHAM AIRPORT (8.6 MILES)

M42 (11.6 MILES)

M6 (3.3 MILES)



ST GEORGE & ST CHAD – THE GUN QUARTER

THE AREA HAS A RICH HERITAGE REFLECTED IN ITS PREDOMINANTLY INDUSTRIAL CHARACTER ALONGSIDE AN ESTABLISHED RESIDENTIAL COMMUNITY. WHILE MUCH OF THE HISTORIC GUN MAKING HAS CEASED, THE AREA IS STILL A SIGNIFICANT SOURCE OF EMPLOYMENT GENERATING ACTIVITY

CITY CORE

BIRMINGHAM'S CITY CORE IS THE SINGLE BIGGEST ECONOMIC DRIVER OF THE REGIONAL ECONOMY. IT IS THE CENTRE OF THE REGION'S RETAILING, BANKING AND FINANCIAL SERVICES AND THE CIVIC AND CULTURAL HEART OF THE CITY



City Core, Birmingham



Jewellery Quarter, Birmingham

JEWELLERY QUARTER

UNIQUE TO BIRMINGHAM'S HERITAGE THIS SPECIAL ASSET SUPPORTS THE AUTHENTIC CHARACTER OF THE CITY CENTRE AND DIFFERENTIATES IT FROM OTHER LARGE UK CITIES. IT ALSO IS UNIQUE INTERNATIONALLY AS A CENTRE OF EXCELLENCE IN THE MANUFACTURE AND TRADE OF JEWELLERY



Brindley Place, Birmingham

WESTSIDE & LADYWOOD

WESTSIDE HOSTS MANY OF BIRMINGHAM'S INTERNATIONAL-CLASS VISITOR ATTRACTIONS, AND FORMS A HUB FOR SHOPPING, NIGHTLIFE AND ENTERTAINMENT ACTIVITIES. FORMERLY A NEGLECTED AND UNDERUSED AREA, WESTSIDE HAS BEEN COMPLETELY TRANSFORMED AND IS NOW THE PRIMARY DESTINATION FOR BOTH BUSINESS AND LEISURE VISITORS TO BIRMINGHAM



Chinatown, Birmingham

SOUTHSIDE & HIGHGATE

A RICH MIX OF EXISTING ACTIVITIES GIVES THIS AREA A UNIQUE SPIRIT AND VIBRANCY. ONE OF THE MOST DIVERSE CITY CENTRE QUARTERS (INCLUDES CHINATOWN, GAY VILLAGE & IRISH QUARTER) IT HAS BECOME A MAJOR CULTURAL AND VISITOR DESTINATION

Birmingham's characterful quarters

Birmingham comprises seven key quarters, half of which will be the focus of massive investment as part of the Big City Plan. Each quarter is known for its unique offering, such as jewellery makers, universities and conference venues.

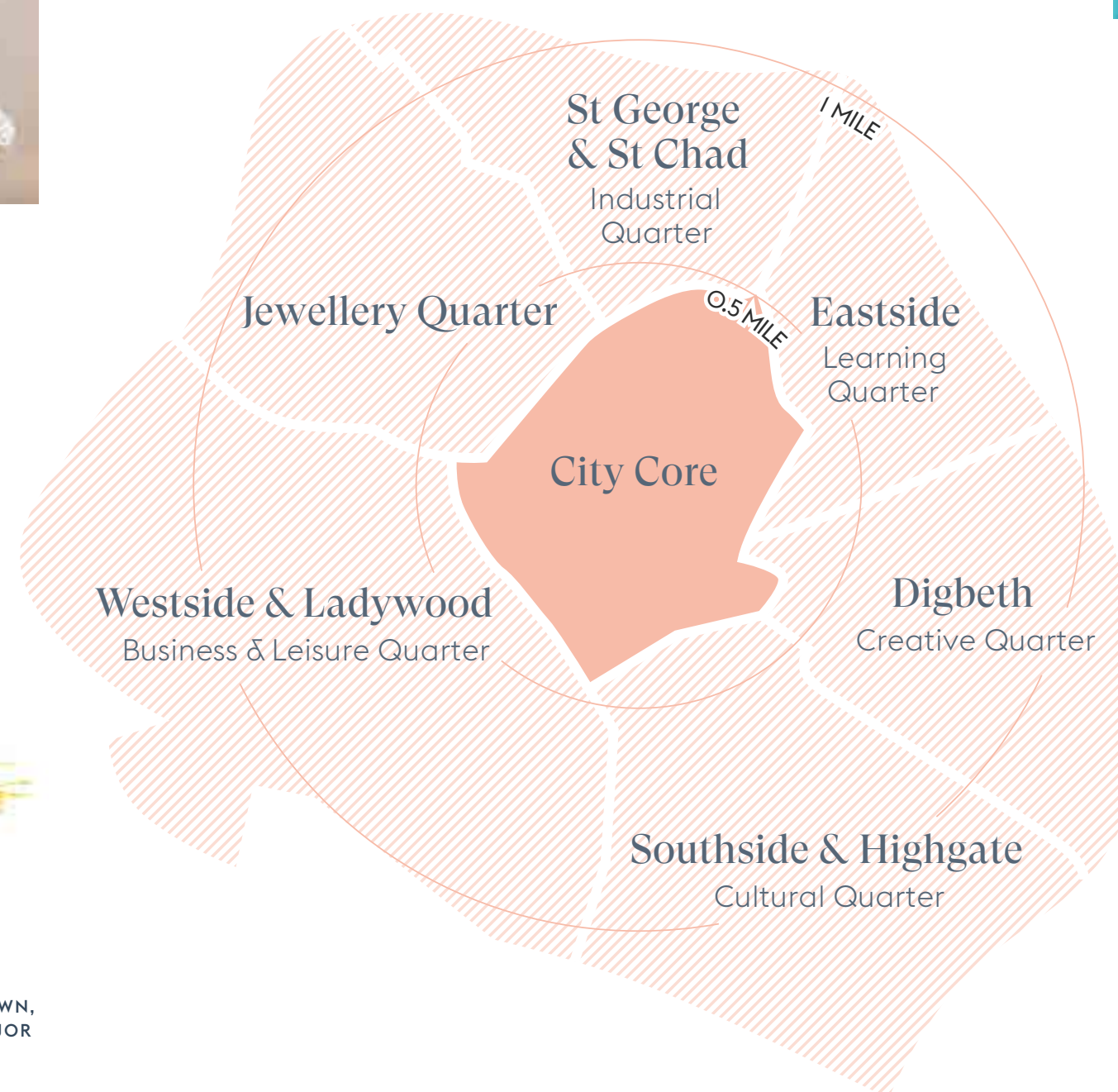
At the heart of the Learning Quarter, Glasswater Locks is only a few minutes' walk from the city centre.

EASTSIDE

EASTSIDE IS A CENTRAL FOCUS FOR REGENERATION ACTIVITY IN THE CITY CENTRE THAT HAS BROUGHT ABOUT THE EMERGENCE OF THE AREA AS A LOCATION FOR KNOWLEDGE, SKILLS AND INNOVATION. THE FUTURE ARRIVAL OF HS2 WILL TRANSFORM EASTSIDE INTO A KEY ARRIVAL DESTINATION UNLOCKING FURTHER OPPORTUNITIES AND LINKING TO THE CITY CORE



Think Tank Science Museum, Birmingham



Custard Factory, Birmingham





Street Art, Birmingham

DIGBETH

THE DIGBETH AREA HAS BEEN AT THE CORE OF BIRMINGHAM'S INDUSTRIAL DEVELOPMENT, EVOLVING AND REINVENTING ITSELF. TODAY ALTHOUGH THE MAJORITY OF THE FACTORIES AND WAREHOUSES HAVE GONE AND THE CANAL IS NO LONGER CARRYING CARGO, DIGBETH IS TRANSFORMING INTO A MODERN, BUZZING CREATIVE QUARTER

Discover a cultured and diverse city



- 1 BIRMINGHAM MUSEUM & ART GALLERY
- 2 LIVE MUSIC AT THE BIRMINGHAM NEC
- 3 SOPHISTICATED DINING AT THE IVY ON TEMPLE ROW
- 4 SHOPS AT BURLINGTON ARCADE
- 5 PREMIERSHIP FOOTBALL WITH ASTON VILLA
- 6 CANNON HILL PARK
- 7 IKON CONTEMPORARY ART GALLERY
- 8 THE FERRIS WHEEL AND THE REP THEATRE IN CENTENARY SQUARE
- 9 CANAL-SIDE LEISURE AND BUSINESS AT BRINDLEY PLACE
- 10 SYMPHONY HALL



EDUCATION

Local universities, global recognition

Birmingham offers higher education opportunities of an exceptionally high standard. The city's universities are recognised globally, as well as nationally, and each serves an international population of students seeking the very best in vocational and academic learning, as well as city living. Four of these five universities are situated within five miles of Glasswater Locks, a short journey by bike or public transport. What's more, the breadth and depth of courses on offer will satisfy students at every stage of their career.



Aston University

ASTON UNIVERSITY WITH PARTICULAR EXPERTISE IN BUSINESS MANAGEMENT AND ACCOUNTANCY



University College Birmingham

UNIVERSITY COLLEGE BIRMINGHAM OFFERS STUDENTS HIGH EMPLOYABILITY WITH SCHOOLS OF BUSINESS, TOURISM, CREATIVE INDUSTRIES, HEALTH, SPORT AND FOOD



Newman University

AT NEWMAN UNIVERSITY TWO FACULTIES SPECIALISE IN ARTS, SOCIETY AND PROFESSIONAL STUDIES



Birmingham City University

BIRMINGHAM CITY UNIVERSITY A CENTRE OF STUDY FOR THE CREATIVE ARTS WITH UNIQUE EDUCATIONAL LINKS TO THE JEWELLERY QUARTER



University of Birmingham

GRADUATION DAY AT THE UNIVERSITY OF BIRMINGHAM. WITH OUTSTANDING FACILITIES THE UNIVERSITY'S SPECIALIST FOCUS IS ON ENGINEERING, ECONOMICS AND MEDICINE

Birmingham is home to 5 universities including University of Birmingham, one of the UK's elite Russell Group universities



2

minutes



BIRMINGHAM CITY UNIVERSITY

BIRMINGHAM CITY UNIVERSITY



8

minutes



ASTON UNIVERSITY

ASTON UNIVERSITY



7

minutes



UNIVERSITY COLLEGE BIRMINGHAM

9

minutes



UNIVERSITY OF BIRMINGHAM

UNIVERSITY OF BIRMINGHAM

23

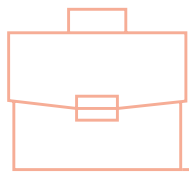
minutes



NEWMAN UNIVERSITY



*Approximate travel times taken from Glasswater Locks based on weekday journey at 8am. Source: www.google.com/maps



BUSINESS



BRINDLEY PLACE



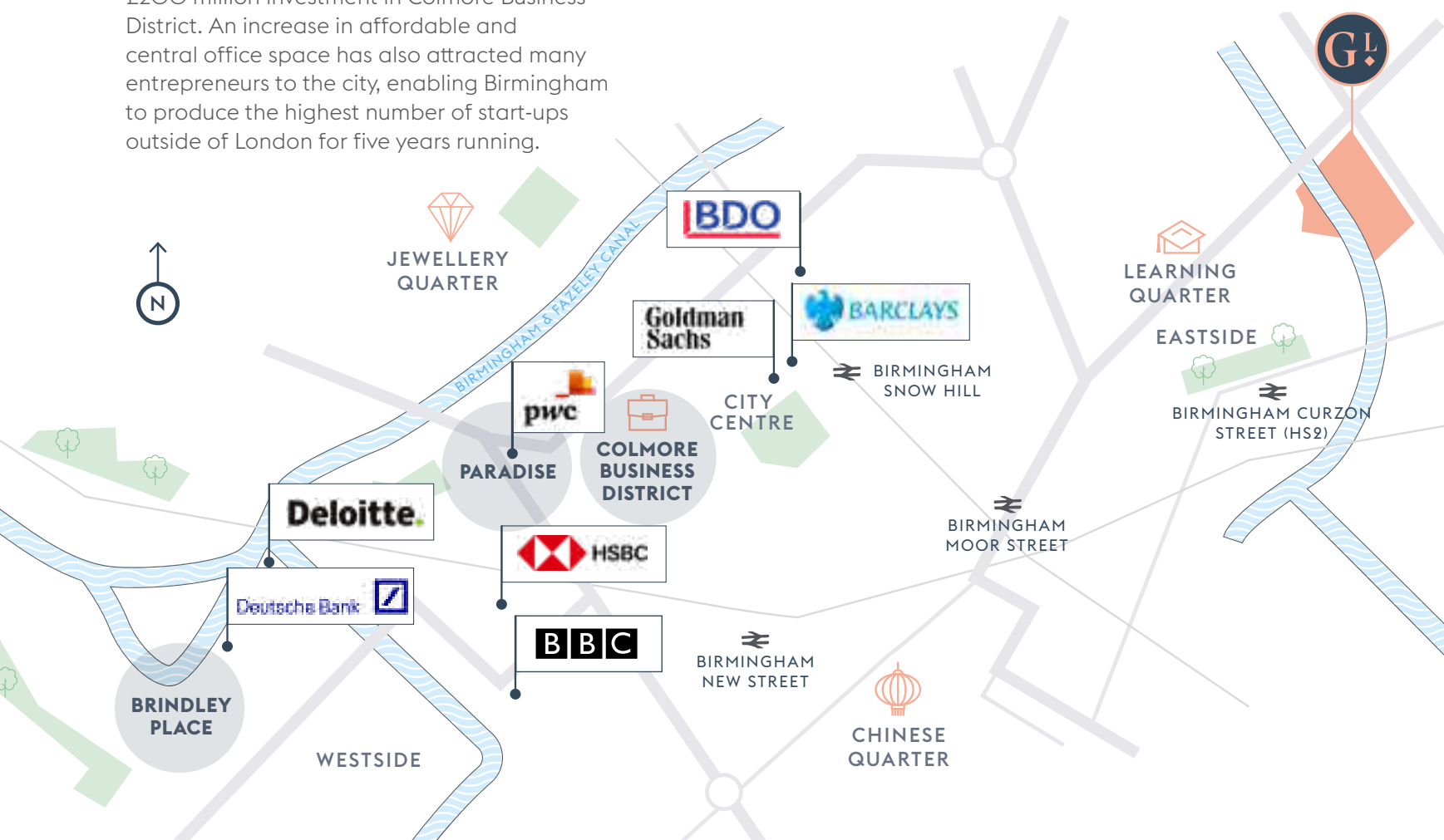
COLMORE GATE AT COLMORE ROW

Thriving for business

Paradise Circus, the city's civic centre, is being redeveloped as Paradise, one of the most significant commercial development projects outside of London. It will deliver 1.74 million sq ft of premium office accommodation, including One Chamberlain Square, which is home to international professional services firm PwC.

Global financial institutions are also opening offices here, including HSBC, which is relocating its London headquarters as part of a £200 million investment in Colmore Business District. An increase in affordable and central office space has also attracted many entrepreneurs to the city, enabling Birmingham to produce the highest number of start-ups outside of London for five years running.

Birmingham is one of the UK's fastest growing business hubs with three key areas in the city centre Colmore Row, Paradise and Brindley Place.



'ONE CHAMBERLAIN SQUARE' AT PARADISE - HOME TO PRICEWATERHOUSECOOPERS



M6
MOTORWAY

09
minutes drive

M5
MOTORWAY

20
minutes drive

M40/M42
MOTORWAYS

30
minutes drive

A city connected

Known as the heart of England, Birmingham's central location has always maintained strong country-wide connections, however the introduction of HS2 will elevate the city's transport links to new levels. Curzon Street will be the fourth mainline station in the city. The high-speed service will significantly reduce the journey times to and from London.

For those travelling by road, major motorways, including the M5, M6 and M42, are easily reached from the city centre. Furthermore, Birmingham coach station is a national hub that has undergone major refurbishment in recent years. As for travelling further afield, a £500 million investment in Birmingham Airport over the next 12 years will further enhance the existing site, which already hosts around fifty airlines that fly to more than 150 destinations.

GRAND CENTRAL
BIRMINGHAM NEW STREET



09
minutes
BIRMINGHAM
AIRPORT



22
minutes' walk to Grand Central



1 hour
19 minutes

LONDON



1 hour
25 minutes

OXFORD



1 hour
27 minutes

MANCHESTER



1 hour
28 minutes

READING



1 hour
50 minutes

CARDIFF



2 hours
20 minutes


LEEDS



SPORT

A rich sporting heritage

Birmingham has a history of hosting sporting events that command an international audience. As host of the Commonwealth Games, the city was selected for its ambitious and innovative vision to engage and bring benefit to the local community. An event of this scale generates huge income across leisure, culture, tourism and hospitality, as well as creating up to 22,000 jobs and stimulating large-scale investment in local businesses. Birmingham's many sporting venues and arenas also gain advantage from redevelopment, including Alexander Stadium, which can now seat 50,000 spectators. Further regeneration across the city ensures the Games leave a legacy of facilities developed for community use.



BIRMINGHAM WILL BE HOSTING THE 2022 COMMONWEALTH GAMES



Alexander Stadium, Birmingham. Computer generated image, indicative only

CRICKET AT EDGBASTON STADIUM



Edgbaston Stadium, Birmingham

FOUNDED IN 1874, ASTON VILLA FOOTBALL CLUB COMPETES IN THE PREMIER LEAGUE



Villa Park, Birmingham



SHOPPING

Shoppers' paradise

The celebrated regeneration of Birmingham's Bullring Shopping Centre in 1999, and the unveiling of the landmark Selfridges building in 2003, put the city firmly on the map for shoppers and day-trippers. This city centre transformation set the scene for globally-recognised names like Harvey Nichols to establish a local presence, making Birmingham one of the top three retail destinations in the UK. The full spectrum of brands is now on offer from high end to high street, including Gucci, Dior, through to John Lewis and Zara. The independent retailers that populate Great Western and Piccadilly Arcades belong to a bigger movement of unique boutiques across the city, selling everything from flowers to jewellery and wine. There's even an app that offers deals and discounts across the best of Birmingham's independents.



G!

SELFRIDGES & CO


HARVEY NICHOLS

DIOR



GUCCI

Cartier



HARVEY NICHOLS AT MAILBOX



Lifestyle image, indicative only



Piccadilly Arcade, Birmingham

THE GRADE-II LISTED GREAT WESTERN AND PICCADILLY ARCADES BOTH OFFER INDEPENDENT BOUTIQUES AND CAFÉS, AND A UNIQUE ALTERNATIVE TO THE BULLRING SHOPPING CENTRE

INTERNATIONALLY ACCLAIMED
ART AT THE IKON GALLERY




Yhonnie Scarce, Cloud Chamber (2020) Installation view, Looking Glass: Judy Watson and Yhonnie Scarce, TarraWarra Museum of Art. Courtesy of the artist and THIS IS NO FANTASY Photo: Andrew Curtis.

CULTURE

The best seat in the house

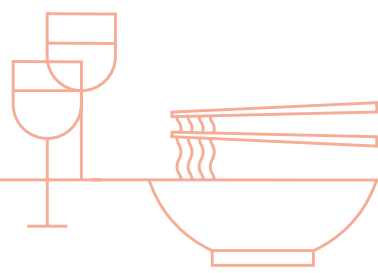
Birmingham has a huge cultural offering steeped in local heritage and infused with the diversity of its modern population. Street festivals, food markets, spoken word events, local gigs, award-winning science museums, concerts attended by thousands at the NEC, or the City of Birmingham Symphony Orchestra in performance at the Symphony Hall, there is something to suit all tastes.

Out of six major theatres, Birmingham Hippodrome is the city's flagship and principal venue for Birmingham Royal Ballet. It also sells more seats each year than any West End theatre in London. Over 40 galleries await exploration at Birmingham Museum and Art Gallery, while Birmingham's National Sea Life Centre and Botanical Gardens and Glasshouses welcome nature lovers, and Cadbury World is the destination of choice for chocolate lovers.



PERFORMANCE AT
THE BIRMINGHAM
HIPPODROME

Birmingham Hippodrome



DINING

From madras to Michelin

Birmingham is known for its Balti Triangle, the original home of the delicious Indian dish, but the city also excels at many other cuisines. Birmingham is, in fact, home to the largest number of Michelin Star restaurants outside of London, and five of them are located in the city centre. These top-rated venues – alongside other quality restaurants in the area – offer food from all over the world. Diners can choose from afternoon tea at the Hotel du Vin, British fine dining at Adam's, Argentinian steak at Pulperia, or one of many bottomless brunches.

ADAM'S

Enjoy contemporary British fine dining in an intimate setting with a world-class wine list. adamsrestaurant.co.uk

OPHEEM

Pushing the boundaries with Indian flavours and cooking techniques from all over the world. opheem.com

PURNELLS

Glyn Purnell, aka the Yummy Brummie, serves up traditional gourmet dishes with a twist. purnellsrestaurant.com

SIMPSONS

A favourite for plant-based and seasonal dishes served in a Grade II Listed Georgian villa. simpsonsrestaurant.co.uk

CARTERS OF MOSELEY

From farm to table, Carters design dishes by season, sustainability and local ingredients. cartersofmoseley.co.uk

ASIAN RESTAURANTS

An eclectic mix of Chinese, Thai, Vietnamese, Korean, Japanese, Sushi and, of course, Balti, offer everything from traditional staples to contemporary fusion. A great example of these, Tattu stimulates all the senses. Fusing innovative Chinese cuisine with distinctive interior design. Menus are seasonal and service is meticulous. tattu.co.uk


STREET FOOD

Award-winning events like Digbeth Dining Club and Hockley Social Club bring fine dining to the streets.

PUBS, BARS & COCKTAILS

Expert mixologists serve cocktails all over the city too, with many locals favouring the waterfront bars of Brindley place or the chic cocktail lounges in the iconic Mailbox. Birmingham also boasts a rich legacy of some fine traditional pubs.

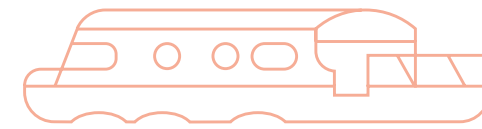
 DENOTES MICHELIN STAR



CONTEMPORARY CHINESE CUISINE AT TATTU

Tattu Restaurant and Bar, Photo: James Brown

MAILBOX IS BIRMINGHAM'S
ICONIC MIXED-USE OFFICE
AND LIFESTYLE DESTINATION



CANAL LIFE

Canals catalyse change



Lifestyle image, indicative only

Water is an ancient symbol of life and renewal, which befits the urban regeneration taking place along Birmingham's city centre canal network. The waterways played a crucial role in the development of Birmingham throughout the 1700s and 1800s. They now play an equally important role in its redevelopment.

Focused canal-side projects are multi-faceted, serving to preserve the heritage and calm of the environment, conserve and create natural habitats, improve pedestrian and cycle access along towpaths, and introduce mixed-use recreational facilities, such as waterfront cafés and alfresco dining. Popular canal-side destinations like Brindley Place and Gas Street Basin already thrive on the magnetic pull of water, and Glasswater Locks will soon follow suit.



THE CANAL HOUSE
BAR & RESTAURANT
ON GAS STREET BASIN

8,000

ACRES OF GREEN SPACE

571

PARKS

53

MILES OF CANALS

25%

OF BIRMINGHAM IS GREEN SPACE



THE 6.75 ACRE EASTSIDE CITY PARK IS JUST 0.5KM FROM GLASSWATER LOCKS

CANNON HILL PARK
5KM FROM
GLASSWATER LOCKS

THE BIRMINGHAM BOTANICAL
GARDENS & GLASSHOUSES
4KM FROM GLASSWATER LOCKS



PARK LIFE



Find calm in Birmingham's parks and green spaces

Birmingham enjoys over 8,000 acres of green space and 571 parks - 15 of which have been awarded Green Flag status, an international accolade for good management and public accessibility.

Around 25% of the dynamic city is green space, making it the UK's fourth greenest city. Birmingham also boasts 53 miles of canals - even more than Venice.

Popular parks include Cannon Hill, which covers 80 acres of parkland and 120 acres of conservation and woodland plantation. It's also home to Birmingham Wildlife Conservation Park. Eastside City Park is the closest to Glasswater Locks with 6.75 acres of green space on the edge of Millennium Point, populated by hundreds of trees, a 110 metre long canal water feature and jet fountains. Birmingham Science Park, located in the city centre, is the UK's third oldest science park.




PARK LIFE

A city in good company



Birmingham is a member of Biophilic Cities, a global network of cities which are dedicated to improving the connection between residents and urban nature. They work in concert to conserve and celebrate nature in all its forms. Biophilic Cities promote urban design and planning which integrates and brings nature back into the city and to the everyday life of citizens.

Launched by the University of Virginia in the United States, it currently has 25 partner cities around the world with Birmingham being the third European city to join.





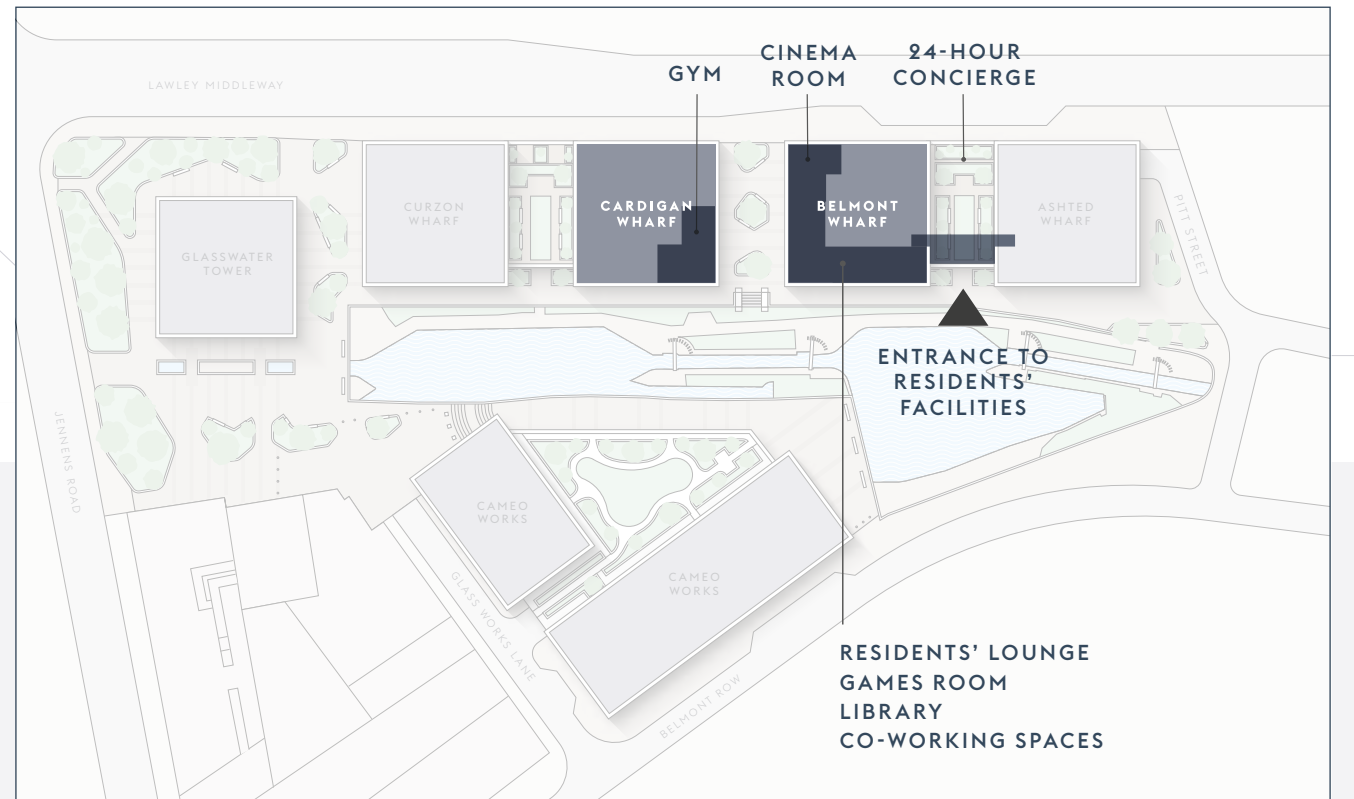
Lifestyle image, indicative only

WELCOME TO
THE
CANAL • SIDE
— **CLUB** —

EXCLUSIVE RESIDENTS' FACILITIES
AT GLASSWATER LOCKS

WELCOME TO
THE CANAL • SIDE CLUB

The Canal-side Club at Glasswater Locks has been created to support busy, modern lives. Designed to enhance residents' wellbeing and encourage greater balance between work and life, the 5,385 sq ft facilities include a library area, meeting room, 24-hour concierge and several co-working stations to serve residents on work-from-home days. A coffee bar, private gym and cinema room ensure that downtime is well served too.



CARDIGAN WHARF

BELMONT WHARF

ASHTED WHARF

CINEMA ROOM

RESIDENTS' COFFEE LOUNGE

GYM

GAMES ROOM

MEETING ROOM

LIBRARY

RESIDENTS' LOUNGE

WORK STATIONS

RECEPTION AND LOBBY & 24-HOUR CONCIERGE

ENTRANCE TO RESIDENTS' FACILITIES

The siteplan and layout is indicative only and subject to change [and subject to planning]. In line with our policy of continuous improvement we reserve the right to alter the layout, building style, landscaping and specification at anytime without notice.



WELCOME TO
THE
CANAL • SIDE
— CLUB —

A WELCOMING RECEPTION AND LOBBY



Computer generated image, indicative only

RELAX OR MEET IN THE RESIDENTS' LOUNGE



Computer generated image, indicative only

THE GAMES ROOM



Computer generated image, indicative only

WELCOME TO
THE
CANAL ♦ SIDE
— CLUB —

THE CINEMA ROOM



Computer generated image, indicative only

FOR A FULL WORK-OUT OR GENTLE YOGA SESSION
ENJOY THE MULTI-STATION MODERN GYM



Lifestyle image, indicative only



Lifestyle image, indicative only

H

O

A PLACE TO CALL

M

E

Enjoy life on the water's edge

Generous external spaces are a key feature of Glasswater Locks, ensuring the most amount of daylight possible can bathe the development's landscaped areas, open spaces and elevated, resident-only courtyard gardens. The landscaping that surrounds each building has been carefully conceived to reflect both the tranquillity and vitality of the water it sits alongside, making it an ideal location to read a good book or take a run along the water's edge.



Computer generated image, indicative only

Exquisite interiors

Apartments and duplexes offer both comfort and style. Contemporary interior design uses contrasting colours to create impact and a sense of spaciousness. A mix of white woodwork, neutral tones and matte black fixtures and fittings are complemented by floor-to-ceiling windows that flood the rooms with natural day light.







Stylish and modern design

Residents enjoy spacious kitchens with a clean and modern-day design. Worktops have a matching splashback, and all appliances are discreetly integrated to amplify the available space.

Computer generated image, indicative only

Sleep soundly

Unwind and drift to sleep in well-sized carpeted bedrooms that – along with all other rooms – have higher ceilings designed to give a greater feeling of light and space that contributes to residents' sense of wellbeing. Generous fitted wardrobes provide stylish storage.





Computer generated image, indicative only



Computer generated image, indicative only

Clean lines, exquisite design

The bathroom design maintains a modern, space-saving feel. Units each have ceiling mounted rain showers, tiles line the floors and selected walls, and all accessories, including robe hooks and towel heaters, contrast in matte black.

Specification

Kitchen

- + Contemporary designed kitchen to all plots
- + Composite stone worktop with ceramic tiled splashback
- + Black undermount 1 ½ bowl sink
- + Black tap
- + Telescopic integrated recirculating cooker hood
- + Bosch black touch control integrated induction hob
- + Bosch black integrated single oven
- + Integrated full height 70/30 fridge freezer

Bathrooms/ensuites

- + Floor mounted Roca WC with concealed cistern and matt black flush plate
- + Basin and vanity unit with timber-effect drawers
- + Composite stone counter top
- + Basin mixer in brushed black
- + Mirrored cabinet with integrated halo lighting
- + Porcelain tiles to floors and ceramic tiles to selected walls
- + Ceramic tiled feature wall
- + Black electric towel warmer
- + Brushed black toilet roll holder and robe hook
- + Thermostatic concealed shower valve with mini handset and ceiling mounted rain shower all in brushed black
- + Shower tray with shower screen to all ensuites
- + Single ended enamelled bath with fixed bath screen

Lighting and electrical finishes

- + LED downlights to hallway, kitchen, living room, en-suite and bathrooms
- + Ceiling pendant lighting to all bedrooms
- + USB socket to kitchen and bedroom 1
- + TV point to living room and bedroom 1
- + Video and audio door entry system
- + Fibre broadband connection⁽ⁱⁱ⁾
- + Matt black light switches
- + Matt black electrical sockets to kitchen area

General

- + Timber-effect flooring to hallway, kitchen and living room
- + Carpets to bedrooms
- + White internal doors with routed detail
- + Feature front entrance door with multi-point high security door locking system and spy hole
- + Matt black ironmongery throughout
- + Freestanding washer/dryer in hall cupboard
- + Electric panel heaters
- + Each apartment fitted with Mechanical Ventilation Units with heat recovery (MVHR)^(iv)
- + 10-year NHBC warranty from date of legal completion
- + 2-year St Joseph warranty⁽ⁱ⁾
- + 250-year lease

Residents' facilities

- + Elevated, resident-only courtyard gardens
- + Exclusive access to a residents' lounge, reading and co-working area, meeting facility, a cinema room, gym and games room
- + 24-hour concierge

Communal Areas

- + Interior designed entrance lift lobbies and corridors
- + Car parking (limited to selected homes) with electric charging points⁽ⁱⁱⁱ⁾
- + Bicycle storage
- + CCTV security system

Extras/upgrades

Please speak with a member of our Sales Team for further information

(i) Concurrent with 10 year warranty
(ii) Subject to future connection by purchaser
(iii) Subject to additional fees/charges
(iv) Mechanical Ventilation with Heat Recovery (MVHR) is a continuous source of ventilation that extracts stale, moisture-laden air from a building and resupplies fresh, filtered air back in, resulting in a comfortable and condensation free environment all year round

Your attention is drawn to the fact that in rare circumstances it may not be possible to obtain the exact products or materials referred to in the specification. Berkeley St Joseph reserves the right to alter, amend or update the specification, which may include changes in the colour, material and/or brand specified. In such cases, a similar alternative will be provided. Berkeley St Joseph reserves the right to make these changes as required. A number of choices and options are available to personalise your home. Choices and options are subject to timeframes, availability and change.

FIND YOUR NEW HOME

F L O O R P L A N S



Computer generated image, indicative only

From the top

The historic industrial area provides context for the architecture of Glasswater Locks and its proximity to the canal has informed the layout of its seven buildings.

The site has been designed to flood the spaces with natural light and to create canal-side views and public spaces, bringing life back to the canal and creating a vibrant place where people want to live, can enjoy life and where communities can thrive.

- ASHTED WHARF**
59 PRIVATE APARTMENTS
9 STOREYS – Ground Floor + 8 residential floors

- BELMONT WHARF**
60 PRIVATE APARTMENTS
9 STOREYS – Ground Floor + 8 residential floors

- CARDIGAN WHARF**
78 PRIVATE APARTMENTS
9 STOREYS – Ground Floor + 8 residential floors

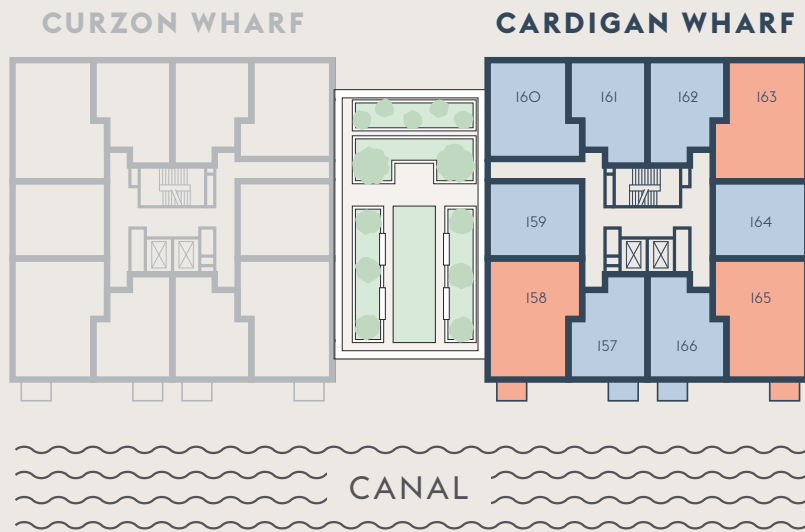
- CURZON WHARF**
78 PRIVATE APARTMENTS
9 STOREYS – Ground Floor + 8 residential floors

- GLASSWATER TOWER**
37 STOREYS – Ground Floor + 36 residential floors

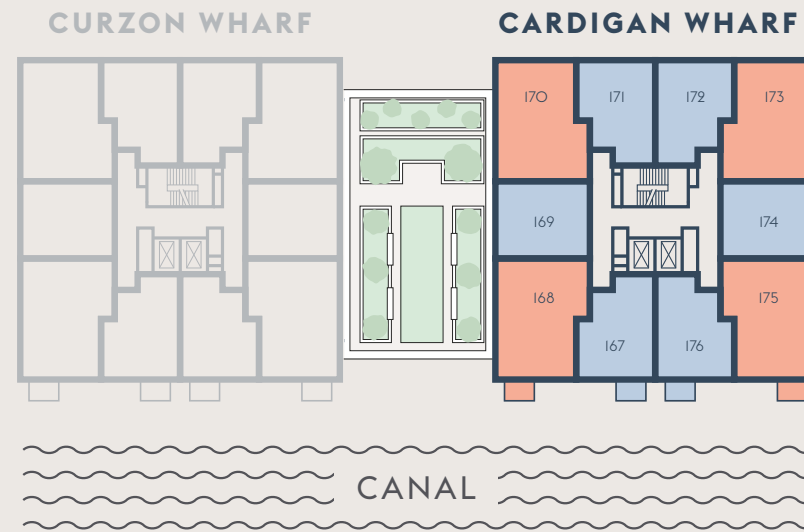
- CAMEO WORKS**
5 STOREYS – Ground Floor + 4 residential floors
9 STOREYS – Ground Floor + 8 residential floors
17 STOREYS – Ground Floor + 16 residential floors

Apartment locator - Cardigan Wharf

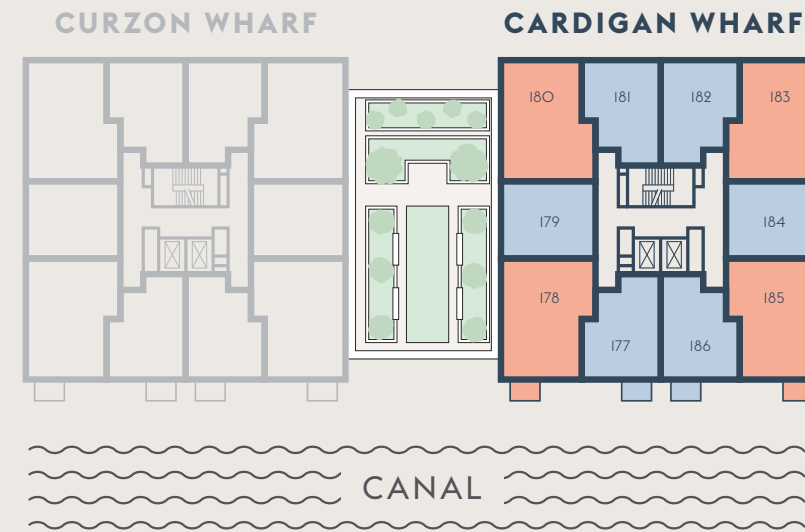
LEVEL 01



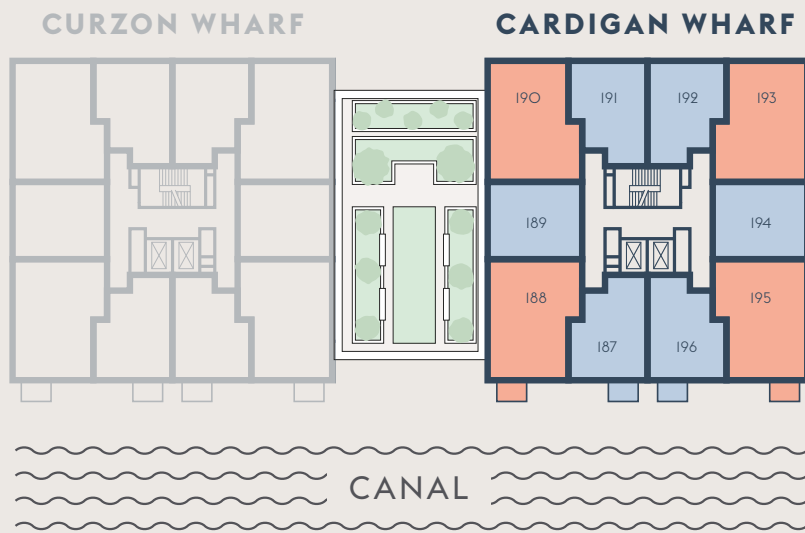
LEVEL 02



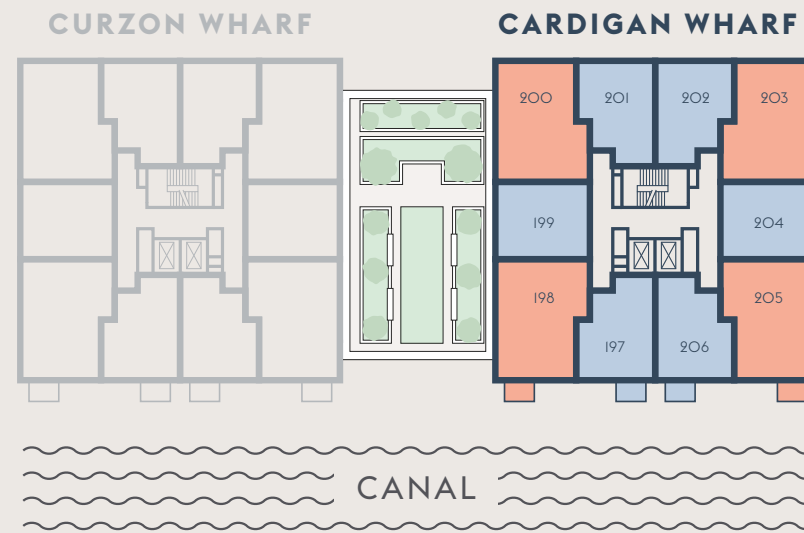
LEVEL 03



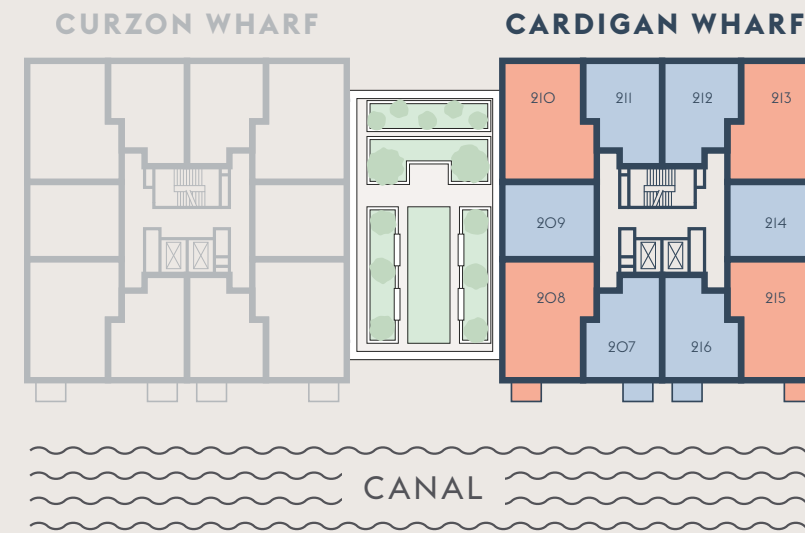
LEVEL 04



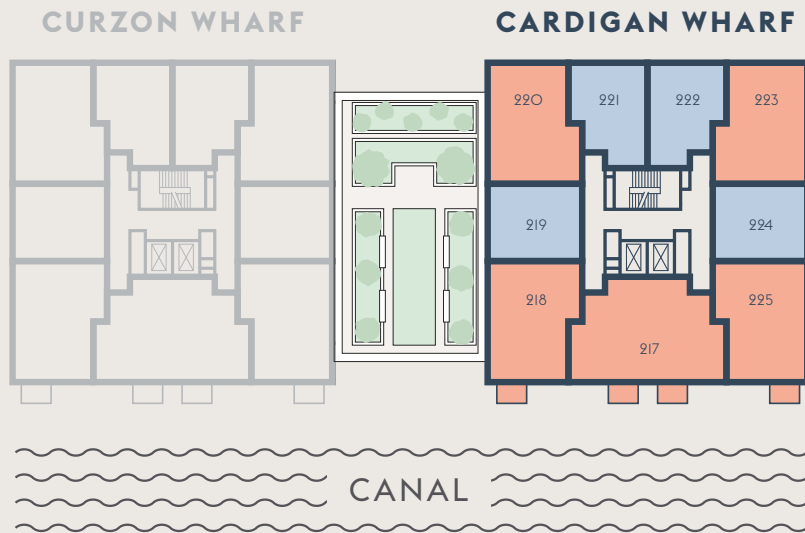
LEVEL 05



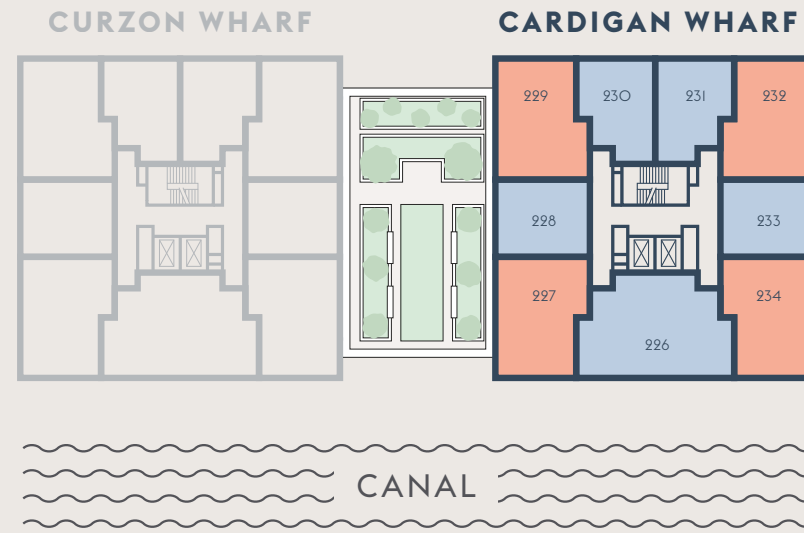
LEVEL 06



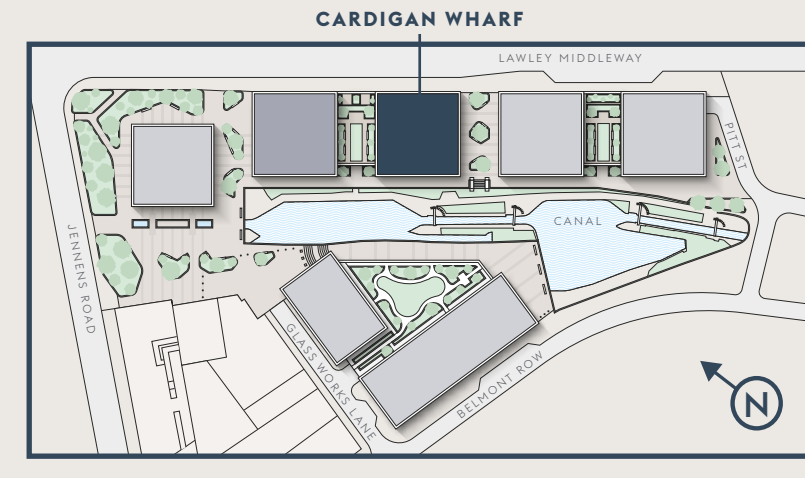
LEVEL 07



LEVEL 08



SITEPLAN



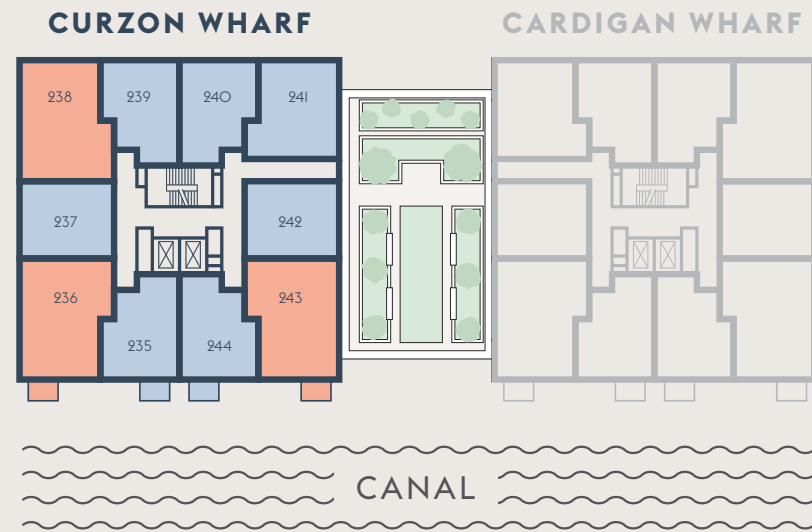
KEY
■ 1 bedroom ■ 2 bedrooms

CARDIGAN WHARF

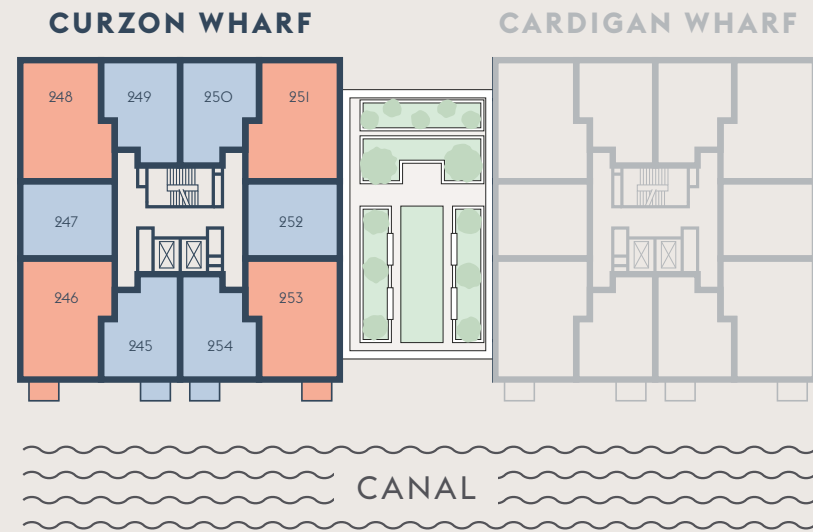
APARTMENT NO.	LEVEL	BEDROOMS	PAGE NO.
157	01	1 Bedroom	82
158	01	2 Bedrooms	92
159	01	1 Bedroom	84
160	01	1 Bedroom	80
161	01	1 Bedroom	87
162	01	1 Bedroom	86
163	01	2 Bedrooms	96
164	01	1 Bedroom	85
165	01	2 Bedrooms	93
166	01	1 Bedroom	83
167	02	1 Bedroom	82
168	02	2 Bedrooms	92
169	02	1 Bedroom	84
170	02	2 Bedrooms	97
171	02	1 Bedroom	87
172	02	1 Bedroom	86
173	02	2 Bedrooms	96
174	02	1 Bedroom	85
175	02	2 Bedrooms	93
176	02	1 Bedroom	83
177	03	1 Bedroom	82
178	03	2 Bedrooms	92
179	03	1 Bedroom	84
180	03	2 Bedrooms	97
181	03	1 Bedroom	87
182	03	1 Bedroom	86
183	03	2 Bedrooms	96
184	03	1 Bedroom	85
185	03	2 Bedrooms	93
186	03	1 Bedroom	83
187	04	1 Bedroom	82
188	04	2 Bedrooms	92
189	04	1 Bedroom	84
190	04	2 Bedrooms	94
191	04	1 Bedroom	89
192	04	1 Bedroom	88
193	04	2 Bedrooms	95
194	04	1 Bedroom	85
195	04	2 Bedrooms	93
196	04	1 Bedroom	83
197	05	1 Bedroom	82
198	05	2 Bedrooms	92
199	05	1 Bedroom	84
200	05	2 Bedrooms	94
201	05	1 Bedroom	89
202	05	1 Bedroom	88
203	05	2 Bedrooms	95
204	05	1 Bedroom	85
205	05	2 Bedrooms	93
206	05	1 Bedroom	83
207	06	1 Bedroom	82
208	06	2 Bedrooms	92
209	06	1 Bedroom	84
210	06	2 Bedrooms	94
211	06	1 Bedroom	89
212	06	1 Bedroom	88
213	06	2 Bedrooms	95
214	06	1 Bedroom	85
215	06	2 Bedrooms	93
216	06	1 Bedroom	83
217	07	2 Bedrooms	98
218	07	2 Bedrooms	92
219	07	1 Bedroom	84
220	07	2 Bedrooms	94
221	07	1 Bedroom	89
222	07	1 Bedroom	88
223	07	2 Bedrooms	95
224	07	1 Bedroom	85
225	07	2 Bedrooms	93
226	08	2 Bedrooms	102
227	08	2 Bedrooms	100
228	08	1 Bedroom	84
229	08	2 Bedrooms	101
230	08	1 Bedroom	91
231	08	1 Bedroom	90
232	08	2 Bedrooms	100
233	08	1 Bedroom	85
234	08	2 Bedrooms	101

Apartment locator - Curzon Wharf

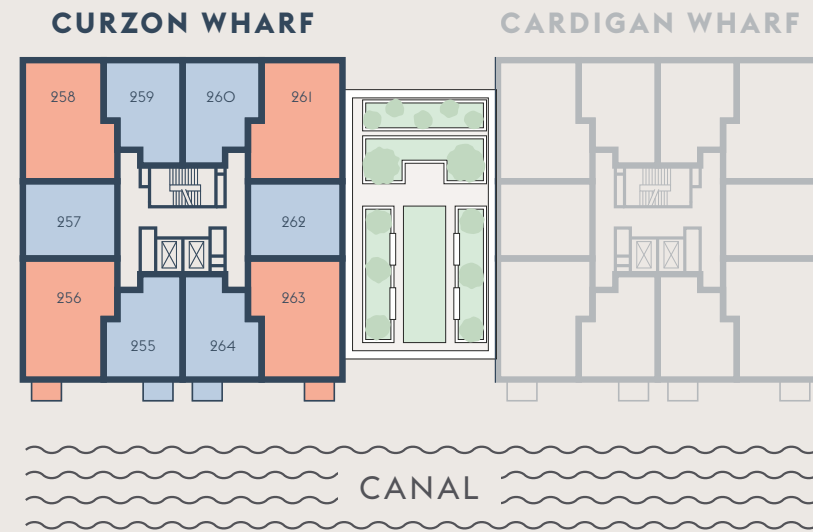
LEVEL 01



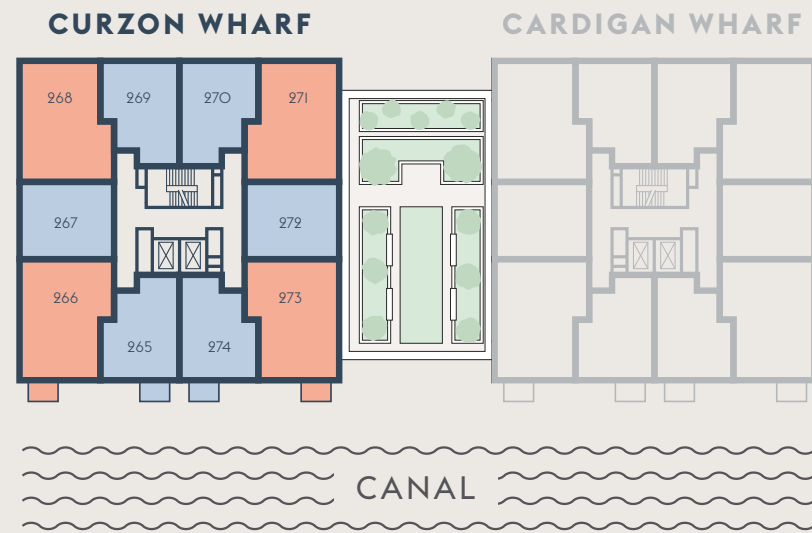
LEVEL 02



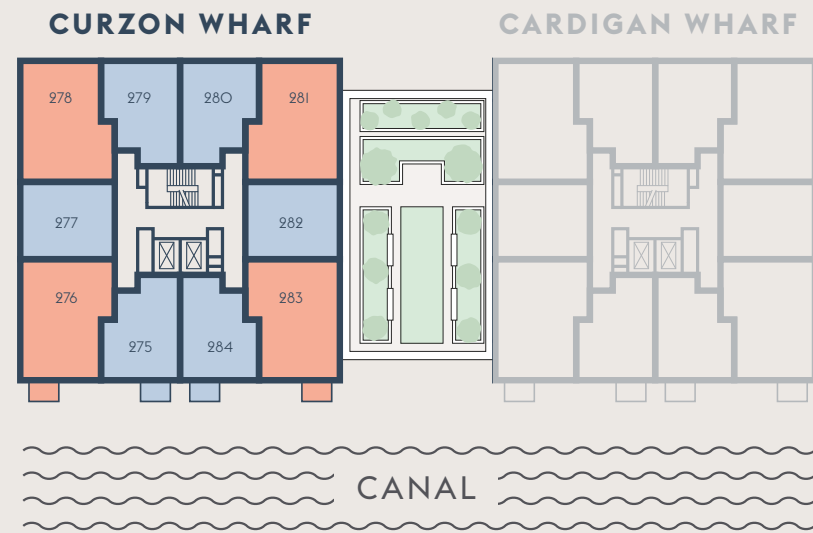
LEVEL 03



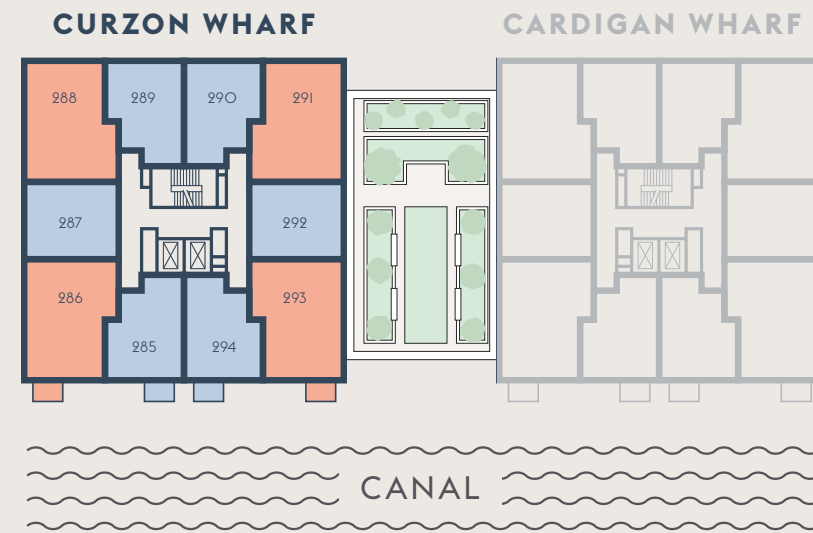
LEVEL 04



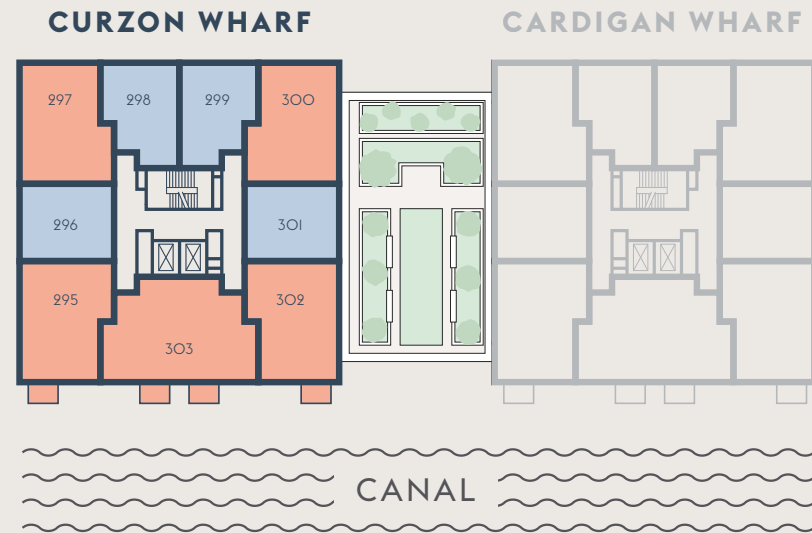
LEVEL 05



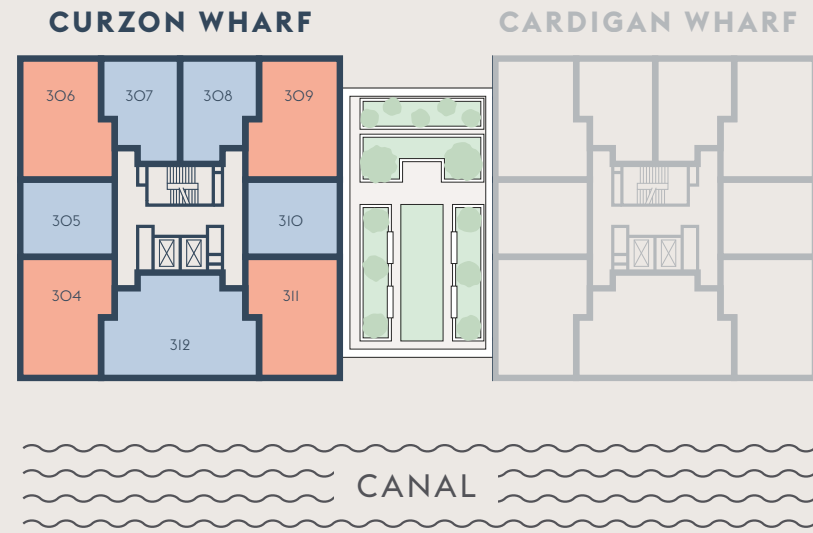
LEVEL 06



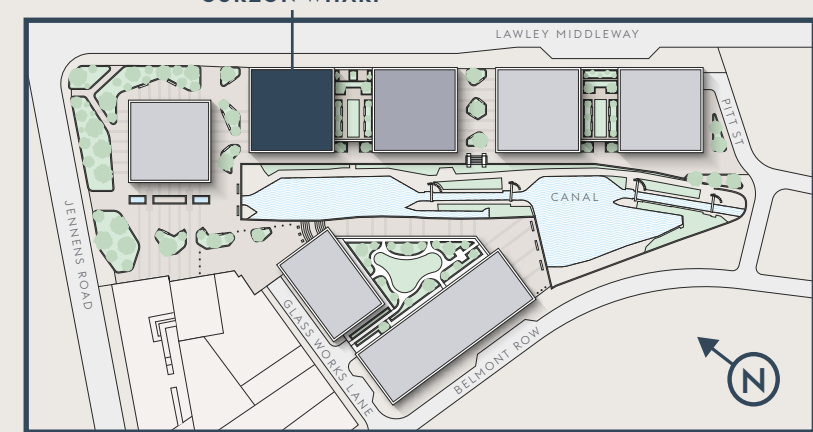
LEVEL 07



LEVEL 08



SITEPLAN



KEY

1 bedroom 2 bedrooms

CURZON WHARF

APARTMENT NO.	LEVEL	BEDROOMS	PAGE NO.
235	01	1 Bedroom	82
236	01	2 Bedrooms	92
237	01	1 Bedroom	84
238	01	2 Bedrooms	97
239	01	1 Bedroom	87
240	01	1 Bedroom	86
241	01	1 Bedroom	81
242	01	1 Bedroom	85
243	01	2 Bedrooms	93
244	01	1 Bedroom	83
245	02	1 Bedroom	82
246	02	2 Bedrooms	92
247	02	1 Bedroom	84
248	02	2 Bedrooms	97
249	02	1 Bedroom	87
250	02	1 Bedroom	86
251	02	2 Bedrooms	96
252	02	1 Bedroom	85
253	02	2 Bedrooms	93
254	02	1 Bedroom	83
255	03	1 Bedroom	82
256	03	2 Bedrooms	92
257	03	1 Bedroom	84
258	03	2 Bedrooms	97
259	03	1 Bedroom	87
260	03	1 Bedroom	86
261	03	2 Bedrooms	96
262	03	1 Bedroom	85
263	03	2 Bedrooms	93
264	03	1 Bedroom	83
265	04	1 Bedroom	82
266	04	2 Bedrooms	92
267	04	1 Bedroom	84
268	04	2 Bedrooms	94
269	04	1 Bedroom	89
270	04	1 Bedroom	88
271	04	2 Bedrooms	95
272	04	1 Bedroom	85
273	04	2 Bedrooms	93
274	04	1 Bedroom	83
275	05	1 Bedroom	82
276	05	2 Bedrooms	92
277	05	1 Bedroom	84
278	05	2 Bedrooms	94
279	05	1 Bedroom	89
280	05	1 Bedroom	88
281	05	2 Bedrooms	95
282	05	1 Bedroom	85
283	05	2 Bedrooms	93
284	05	1 Bedroom	83
285	06	1 Bedroom	82
286	06	2 Bedrooms	92
287	06	1 Bedroom	84
288	06	2 Bedrooms	94
289	06	1 Bedroom	89
290	06	1 Bedroom	88
291	06	2 Bedrooms	95
292	06	1 Bedroom	85
293	06	2 Bedrooms	93
294	06	1 Bedroom	83
295	07	2 Bedrooms	92
296	07	1 Bedroom	84
297	07	2 Bedrooms	94
298	07	1 Bedroom	89
299	07	1 Bedroom	88
300	07	2 Bedrooms	95
301	07	1 Bedroom	85
302	07	2 Bedrooms	93
303	07	2 Bedrooms	99
304	08	2 Bedrooms	100
305	08	1 Bedroom	84
306	08	2 Bedrooms	101
307	08	1 Bedroom	91
308	08	1 Bedroom	90
309	08	2 Bedrooms	100
310	08	1 Bedroom	85
311	08	2 Bedrooms	101
312	08	2 Bedrooms	104

One Bedroom

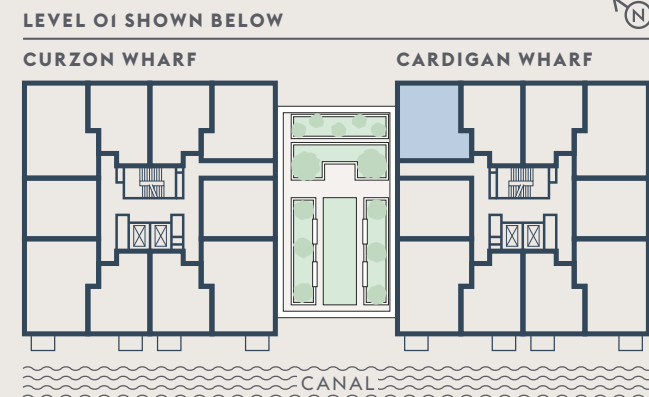
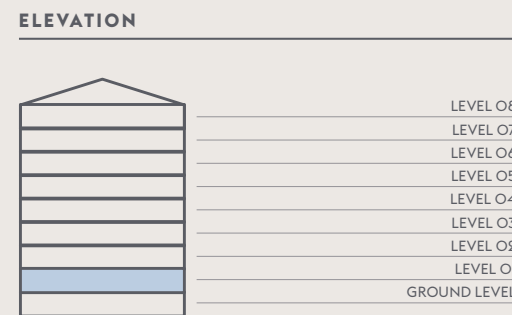
Kitchen / Dining / Living	6.16m X 3.78m	20' 3" X 12' 5"
Bedroom	3.39m X 3.77m	11' 2" X 12' 5"

LEVEL: O1
TOTAL AREA: 50.4 SQ M / 542 SQ FT

CARDIGAN WHARF APARTMENT 160 SHOWN BELOW
160 LVL O1



KEY	ELEVATION
◄►	Measurement points
W	Wardrobe
C	Cupboard
⊠	Tall Unit
JB	Juliette Balcony
V	Panel Ventilation
MVHR	Mechanical Ventilation Heating Recovery System
WD	Washer / Dryer



DISCLAIMER
Please note: To increase legibility, the plans have been sized to fit their respective pages. As a result, each individual plan may be a different scale to others within this brochure. Floorplans shown for Glasswater Locks are for approximate measurements only. Exact layouts and sizes may vary. All measurements may vary within a tolerance of 5%. The dimensions are not intended to be used for carpet sizes, appliance sizes or items of furniture.

One Bedroom

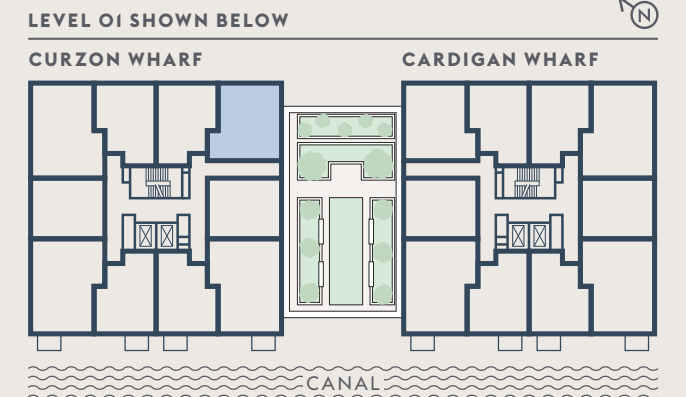
Kitchen / Dining / Living	6.16m X 3.78m	20' 3" X 12' 5"
Bedroom	3.39m X 3.77m	11' 2" X 12' 5"

LEVEL: O1
TOTAL AREA: 50.4 SQ M / 542 SQ FT

CURZON WHARF APARTMENT 241 SHOWN BELOW
241 LVL O1



KEY	ELEVATION
◄►	Measurement points
W	Wardrobe
C	Cupboard
⊠	Tall Unit
JB	Juliette Balcony
V	Panel Ventilation
MVHR	Mechanical Ventilation Heating Recovery System
WD	Washer / Dryer



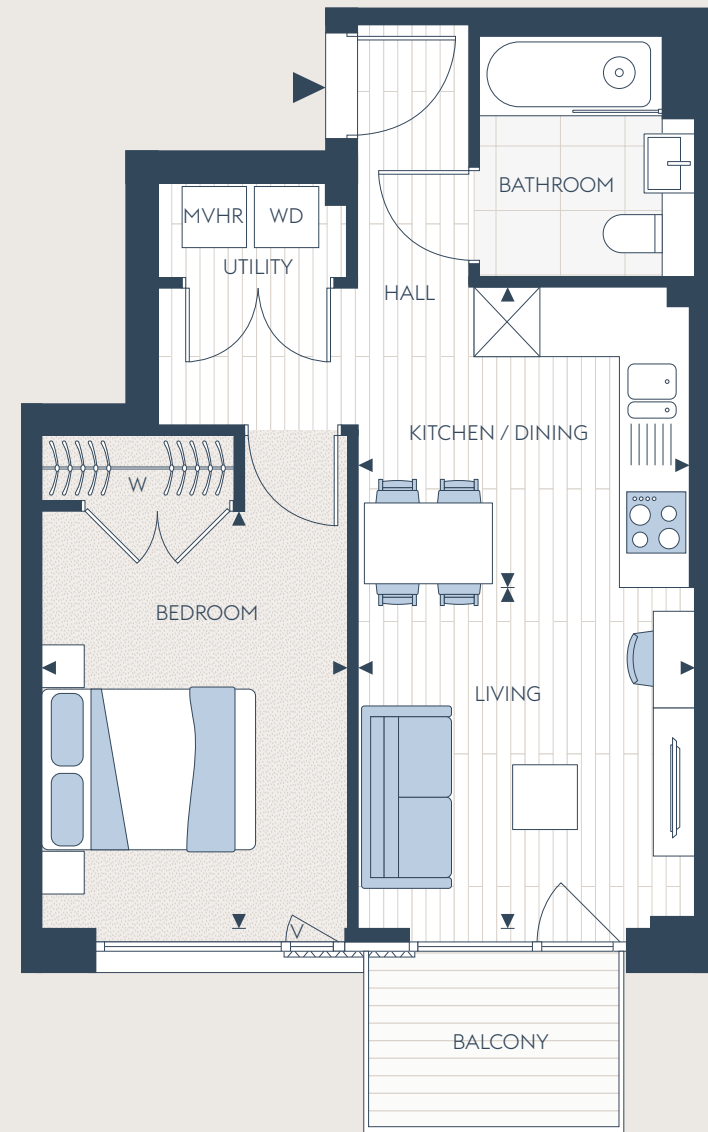
DISCLAIMER
Please note: To increase legibility, the plans have been sized to fit their respective pages. As a result, each individual plan may be a different scale to others within this brochure. Floorplans shown for Glasswater Locks are for approximate measurements only. Exact layouts and sizes may vary. All measurements may vary within a tolerance of 5%. The dimensions are not intended to be used for carpet sizes, appliance sizes or items of furniture.

One Bedroom

LEVELS: 01-06
TOTAL AREA: 44.4 SQ M / 478 SQ FT

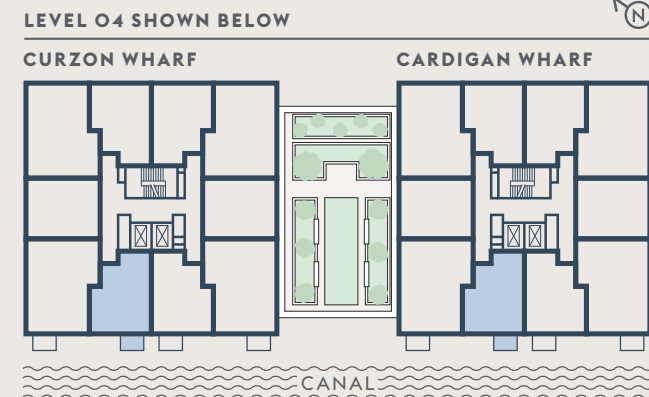
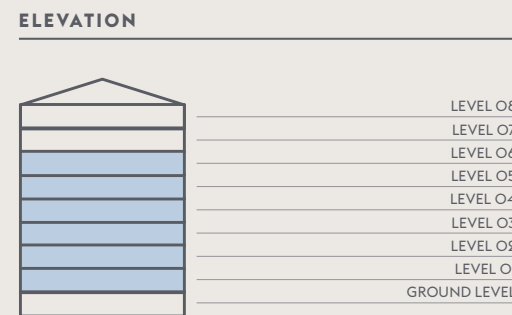
Kitchen / Dining	3.09m X 2.81m	10' 2" X 9' 3"
Living	3.14m X 3.17m	10' 4" X 10' 5"
Bedroom	2.85m X 3.90m	9' 4" X 12' 10"
Balcony	3.5 sq m	38 sq ft

CURZON WHARF	CARDIGAN WHARF	APARTMENT 187 SHOWN BELOW
235 LVL 01	157 LVL 01	
245 LVL 02	167 LVL 02	
255 LVL 03	177 LVL 03	
265 LVL 04	187 LVL 04	
275 LVL 05	197 LVL 05	
285 LVL 06	207 LVL 06	



KEY

- ◄► Measurement points
- W Wardrobe
- C Cupboard
- ⊠ Tall Unit
- JB Juliette Balcony
- V Panel Ventilation
- MVHR Mechanical Ventilation Heating Recovery System
- WD Washer / Dryer



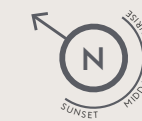
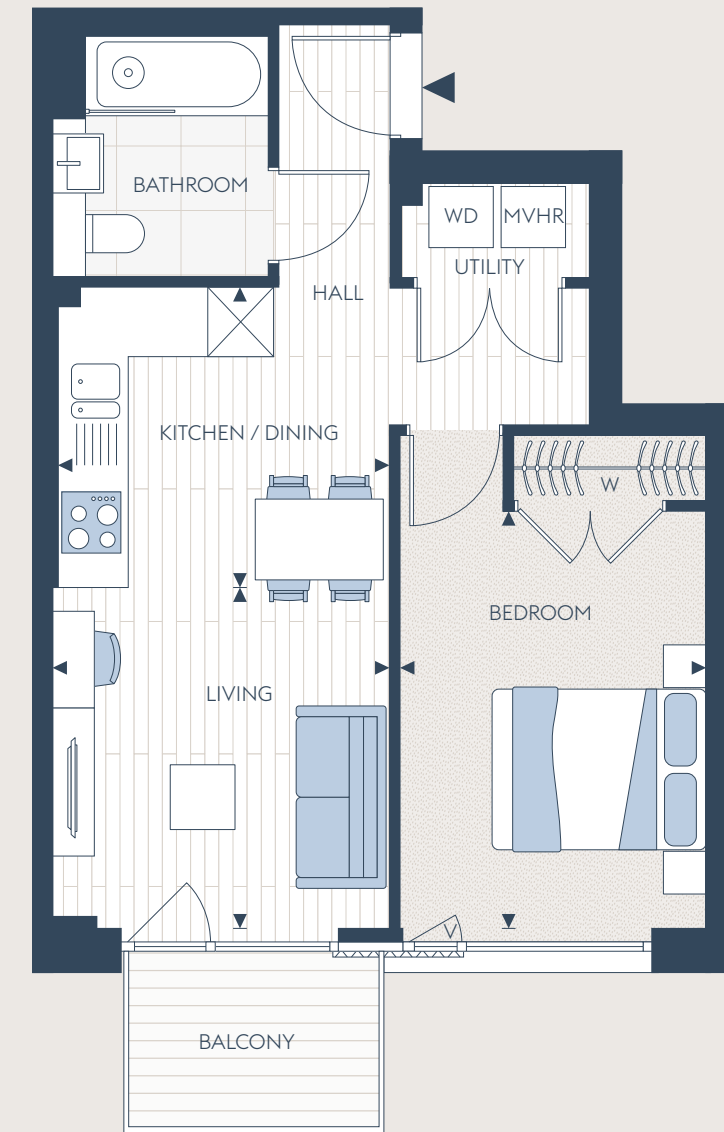
DISCLAIMER
Please note: To increase legibility, the plans have been sized to fit their respective pages. As a result, each individual plan may be a different scale to others within this brochure. Floorplans shown for Glasswater Locks are for approximate measurements only. Exact layouts and sizes may vary. All measurements may vary within a tolerance of 5%. The dimensions are not intended to be used for carpet sizes, appliance sizes or items of furniture.

One Bedroom

LEVELS: 01-06
TOTAL AREA: 44.4 SQ M / 478 SQ FT

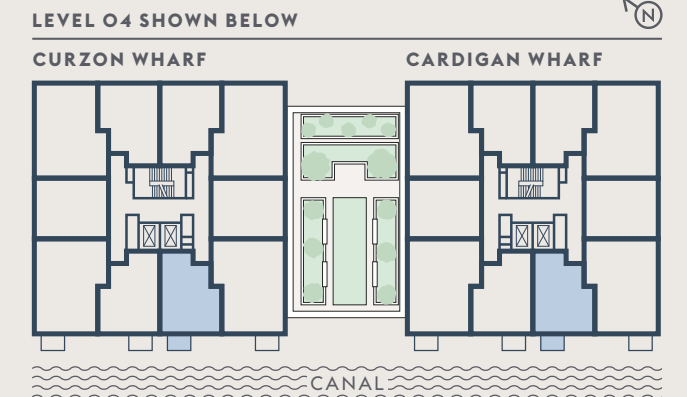
Kitchen / Dining	3.09m X 2.81m	10' 2" X 9' 3"
Living	3.14m X 3.17m	10' 4" X 10' 5"
Bedroom	2.85m X 3.90m	9' 4" X 12' 10"
Balcony	3.5 sq m	38 sq ft

CURZON WHARF	CARDIGAN WHARF	APARTMENT 196 SHOWN BELOW
244 LVL 01	166 LVL 01	
254 LVL 02	176 LVL 02	
264 LVL 03	186 LVL 03	
274 LVL 04	196 LVL 04	
284 LVL 05	206 LVL 05	
294 LVL 06	216 LVL 06	



KEY

- ◄► Measurement points
- W Wardrobe
- C Cupboard
- ⊠ Tall Unit
- JB Juliette Balcony
- V Panel Ventilation
- MVHR Mechanical Ventilation Heating Recovery System
- WD Washer / Dryer



DISCLAIMER
Please note: To increase legibility, the plans have been sized to fit their respective pages. As a result, each individual plan may be a different scale to others within this brochure. Floorplans shown for Glasswater Locks are for approximate measurements only. Exact layouts and sizes may vary. All measurements may vary within a tolerance of 5%. The dimensions are not intended to be used for carpet sizes, appliance sizes or items of furniture.

One Bedroom

Kitchen / Living / Dining	3.15m X 5.69m	10' 4" X 18' 8"
Bedroom	2.75m X 4.49m	9' 0" X 14' 9"

LEVELS: 01-08
TOTAL AREA: 43.6 SQ M / 469 SQ FT

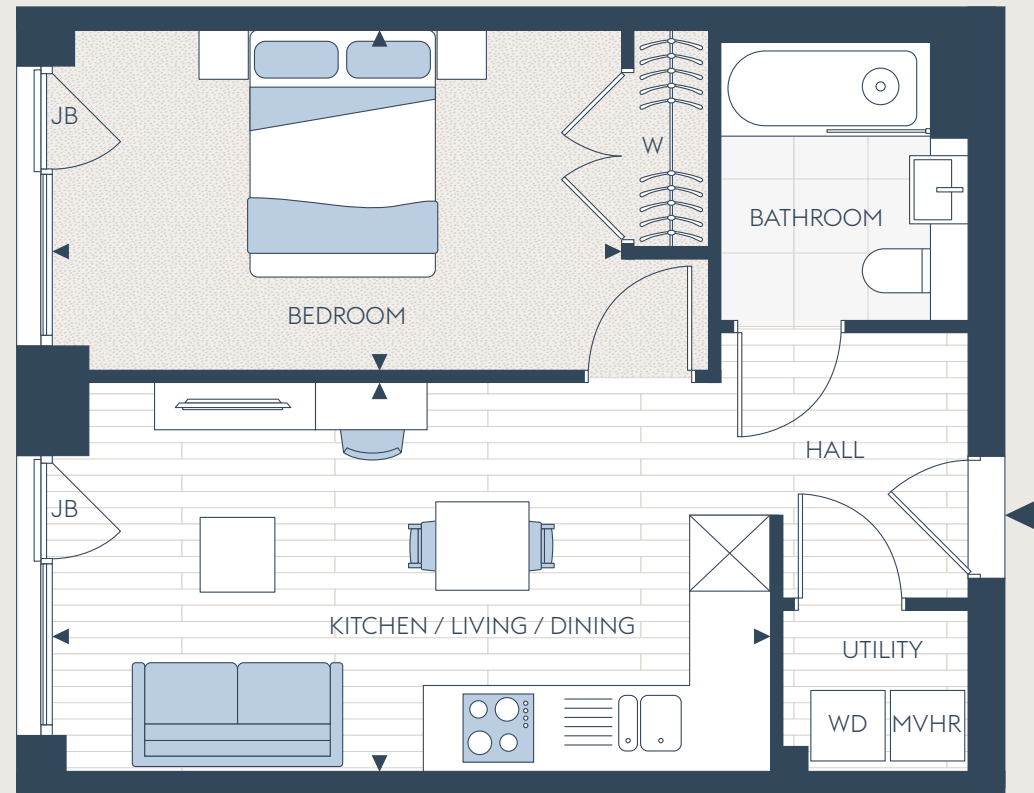
CURZON WHARF

237	LVL 01
247	LVL 02
257	LVL 03
267	LVL 04
277	LVL 05
287	LVL 06
296	LVL 07
305	LVL 08

CARDIGAN WHARF

159	LVL 01
169	LVL 02
179	LVL 03
189	LVL 04
199	LVL 05
209	LVL 06
219	LVL 07
228	LVL 08

APARTMENT 189 SHOWN BELOW



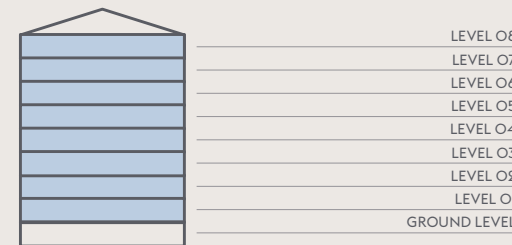
BOXING IN UTILITY CUPBOARD IS IN OPPOSITE CORNER FOR APARTMENTS ON THE 8TH LEVEL



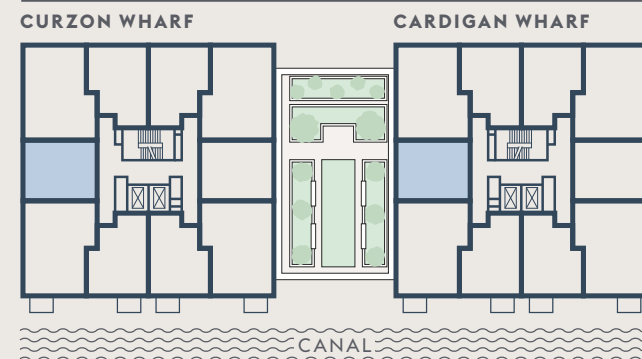
KEY

- ◄► Measurement points
- W Wardrobe
- C Cupboard
- ⊠ Tall Unit
- JB Juliette Balcony
- V Panel Ventilation
- MVHR Mechanical Ventilation Heating Recovery System
- WD Washer / Dryer

ELEVATION



LEVEL 04 SHOWN BELOW



DISCLAIMER

Please note: To increase legibility, the plans have been sized to fit their respective pages. As a result, each individual plan may be a different scale to others within this brochure. Floorplans shown for Glasswater Locks are for approximate measurements only. Exact layouts and sizes may vary. All measurements may vary within a tolerance of 5%. The dimensions are not intended to be used for carpet sizes, appliance sizes or items of furniture.

One Bedroom

Kitchen / Living / Dining	3.15m X 5.69m	10' 4" X 18' 8"
Bedroom	2.75m X 4.49m	9' 0" X 14' 9"

LEVELS: 01-08
TOTAL AREA: 43.6 SQ M / 469 SQ FT

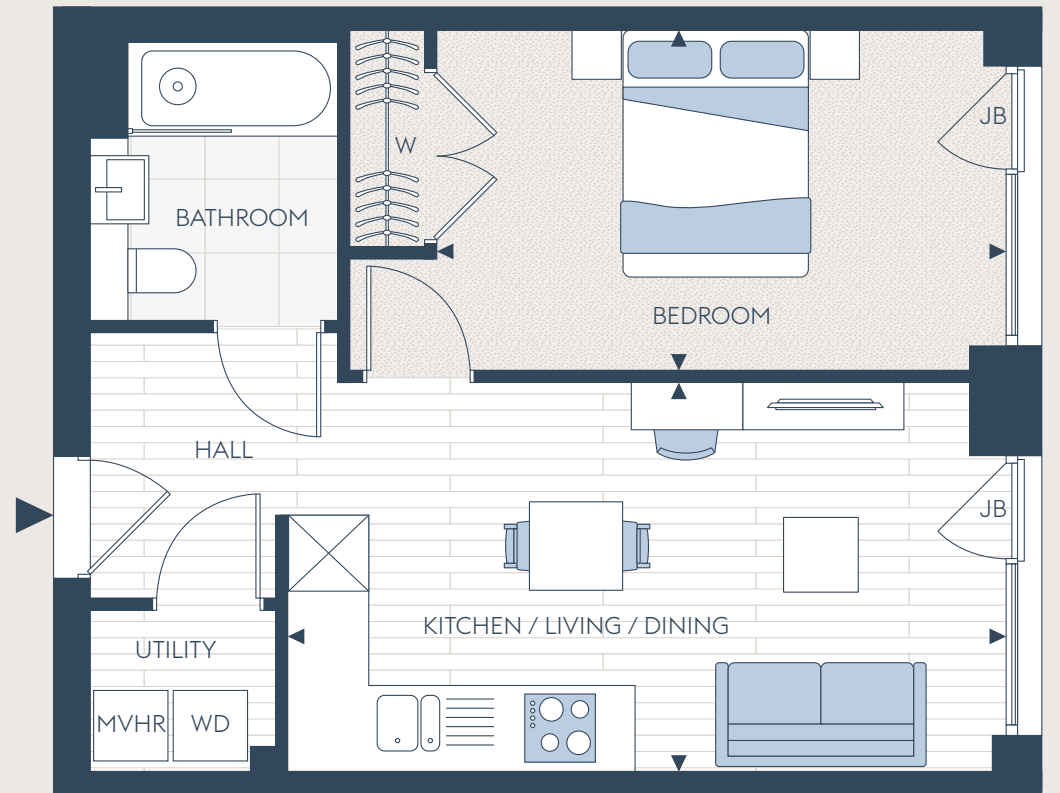
CURZON WHARF

242	LVL 01
252	LVL 02
262	LVL 03
272	LVL 04
282	LVL 05
292	LVL 06
301	LVL 07
310	LVL 08

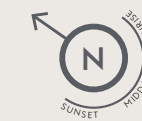
CARDIGAN WHARF

164	LVL 01
174	LVL 02
184	LVL 03
194	LVL 04
204	LVL 05
214	LVL 06
224	LVL 07
233	LVL 08

APARTMENT 194 SHOWN BELOW



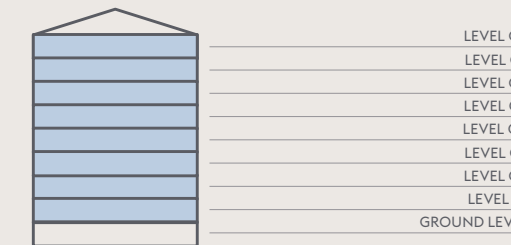
BOXING IN UTILITY CUPBOARD IS IN OPPOSITE CORNER FOR APARTMENTS ON THE 8TH LEVEL



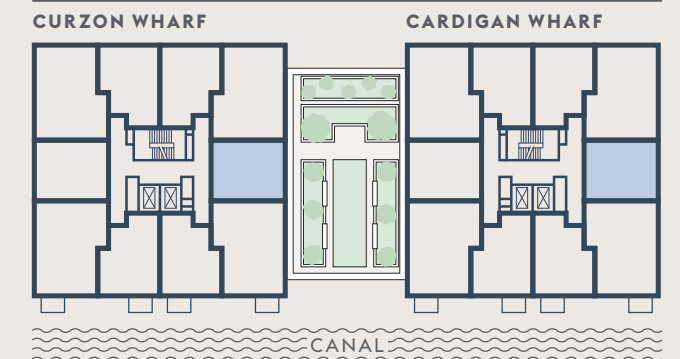
KEY

- ◄► Measurement points
- W Wardrobe
- C Cupboard
- ⊠ Tall Unit
- JB Juliette Balcony
- V Panel Ventilation
- MVHR Mechanical Ventilation Heating Recovery System
- WD Washer / Dryer

ELEVATION



LEVEL 04 SHOWN BELOW



DISCLAIMER

Please note: To increase legibility, the plans have been sized to fit their respective pages. As a result, each individual plan may be a different scale to others within this brochure. Floorplans shown for Glasswater Locks are for approximate measurements only. Exact layouts and sizes may vary. All measurements may vary within a tolerance of 5%. The dimensions are not intended to be used for carpet sizes, appliance sizes or items of furniture.

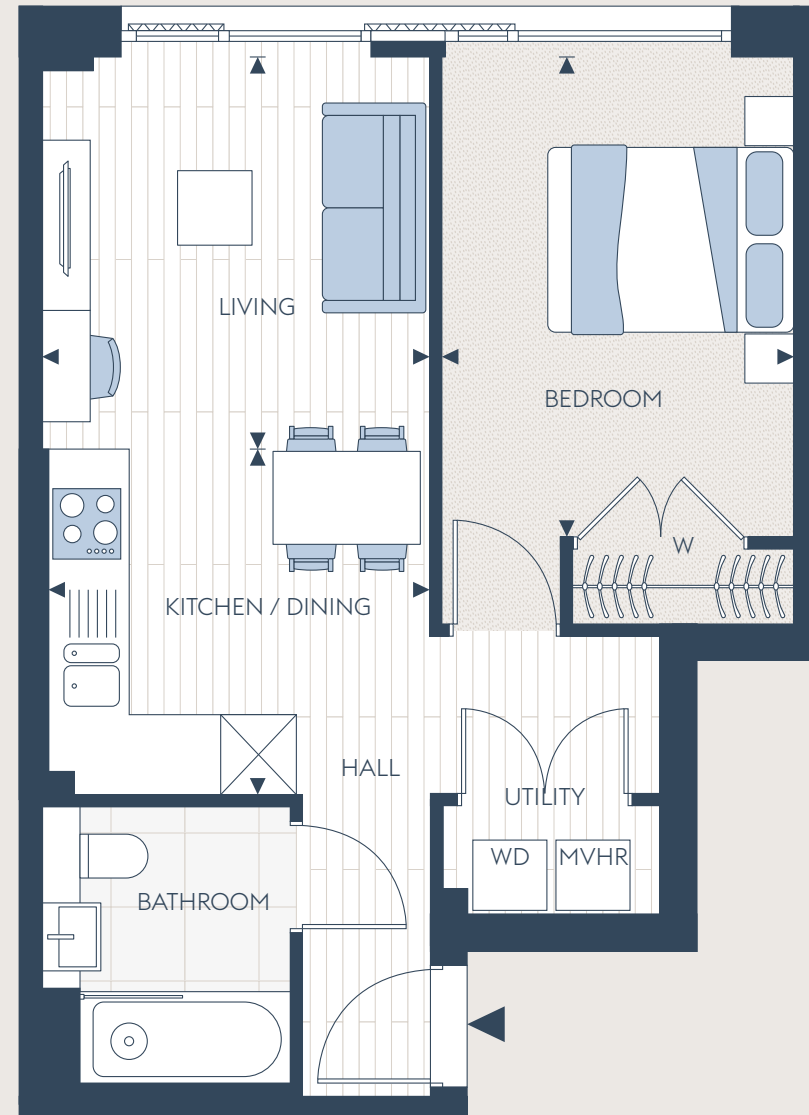
One Bedroom

LEVELS: 01-03
TOTAL AREA: 44.4 SQ M / 478 SQ FT

Kitchen / Dining	3.09m X 2.81m	10' 2" X 9' 3"
Living	3.14m X 3.17m	10' 4" X 10' 5"
Bedroom	2.85m X 3.90m	9' 4" X 12' 10"

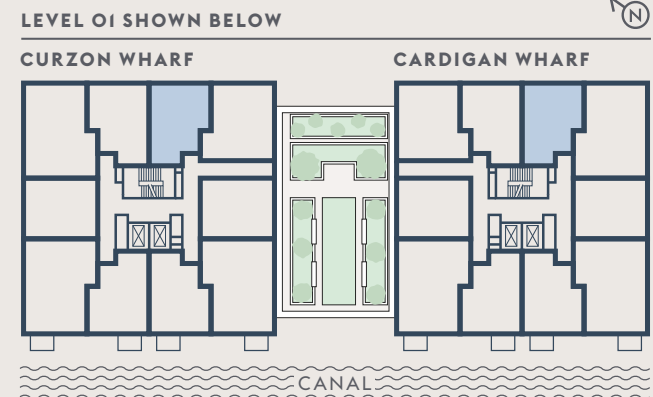
CURZON WHARF	CARDIGAN WHARF	APARTMENT 240 SHOWN BELOW
240 LVL 01	162 LVL 01	
250 LVL 02	172 LVL 02	
260 LVL 03	182 LVL 03	

Apartments on these levels have non-openable windows. Mechanical purge ventilation with additional air filters are provided to deliver internal ventilation to regulate the air within these homes.



KEY

- ◄► Measurement points
- W Wardrobe
- C Cupboard
- ⊠ Tall Unit
- JB Juliette Balcony
- V Panel Ventilation
- MVHR Mechanical Ventilation Heating Recovery System
- WD Washer / Dryer



DISCLAIMER
Please note: To increase legibility, the plans have been sized to fit their respective pages. As a result, each individual plan may be a different scale to others within this brochure. Floorplans shown for Glasswater Locks are for approximate measurements only. Exact layouts and sizes may vary. All measurements may vary within a tolerance of 5%. The dimensions are not intended to be used for carpet sizes, appliance sizes or items of furniture.

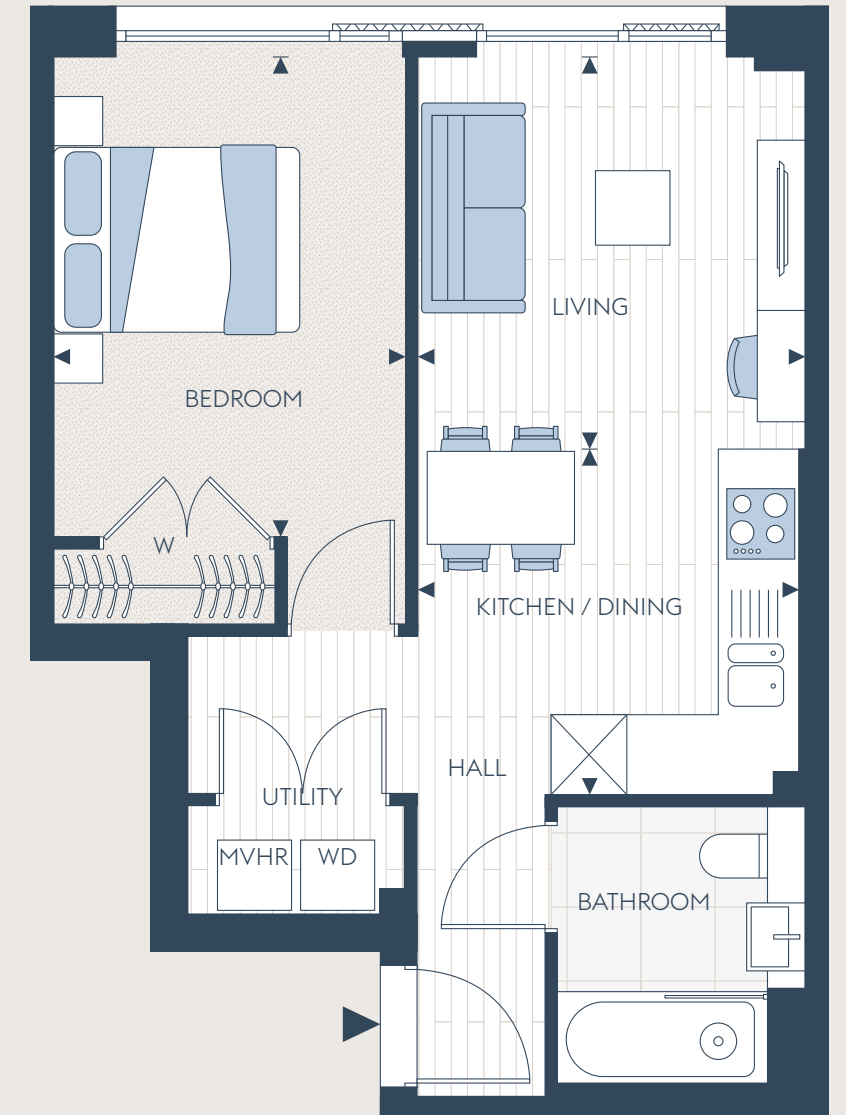
One Bedroom

LEVELS: 01-03
TOTAL AREA: 44.4 SQ M / 478 SQ FT

Kitchen / Dining	3.09m X 2.81m	10' 2" X 9' 3"
Living	3.14m X 3.17m	10' 4" X 10' 5"
Bedroom	2.85m X 3.90m	9' 4" X 12' 10"

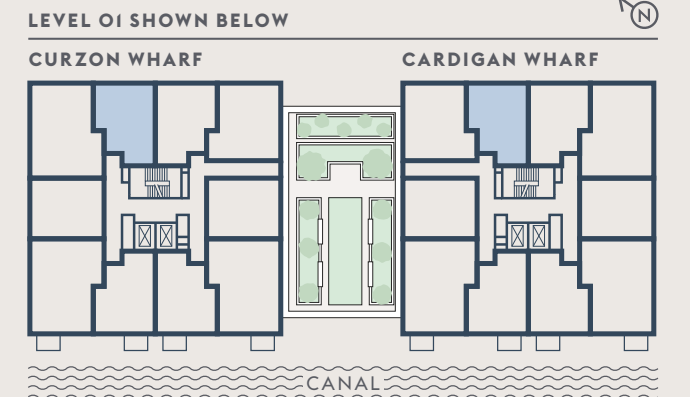
CURZON WHARF	CARDIGAN WHARF	APARTMENT 239 SHOWN BELOW
239 LVL 01	161 LVL 01	
249 LVL 02	171 LVL 02	
259 LVL 03	181 LVL 03	

Apartments on these levels have non-openable windows. Mechanical purge ventilation with additional air filters are provided to deliver internal ventilation to regulate the air within these homes.



KEY

- ◄► Measurement points
- W Wardrobe
- C Cupboard
- ⊠ Tall Unit
- JB Juliette Balcony
- V Panel Ventilation
- MVHR Mechanical Ventilation Heating Recovery System
- WD Washer / Dryer



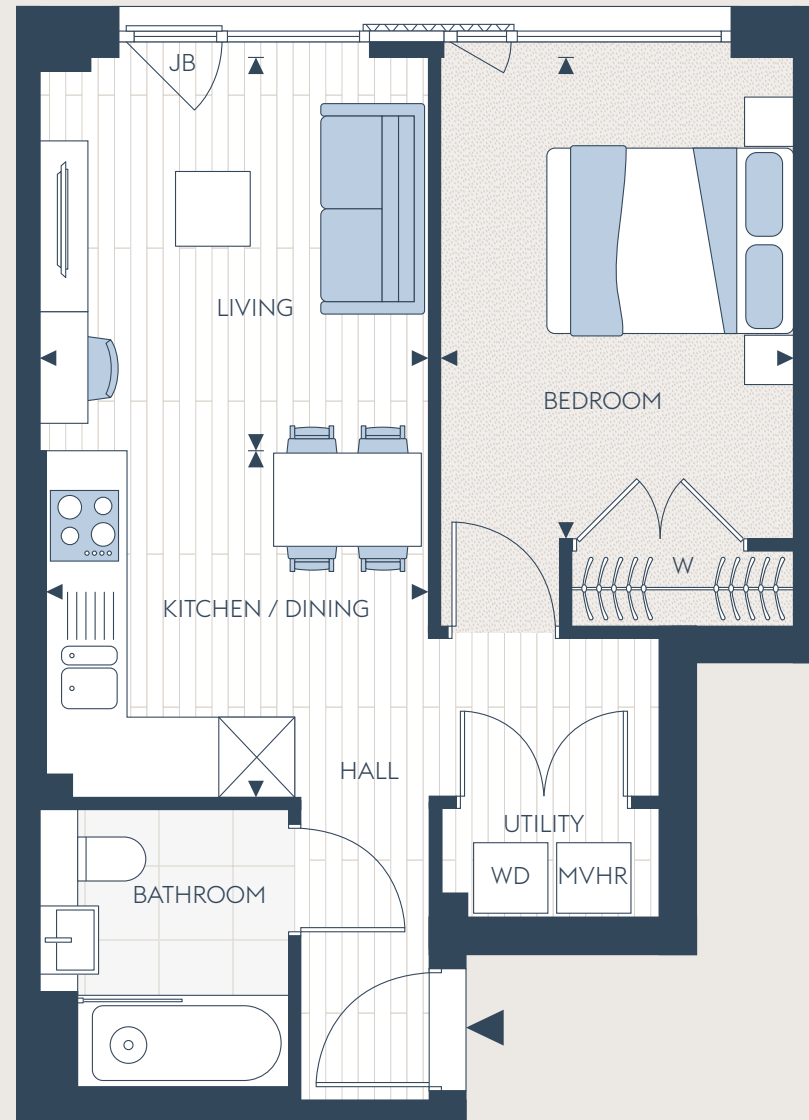
DISCLAIMER
Please note: To increase legibility, the plans have been sized to fit their respective pages. As a result, each individual plan may be a different scale to others within this brochure. Floorplans shown for Glasswater Locks are for approximate measurements only. Exact layouts and sizes may vary. All measurements may vary within a tolerance of 5%. The dimensions are not intended to be used for carpet sizes, appliance sizes or items of furniture.

One Bedroom

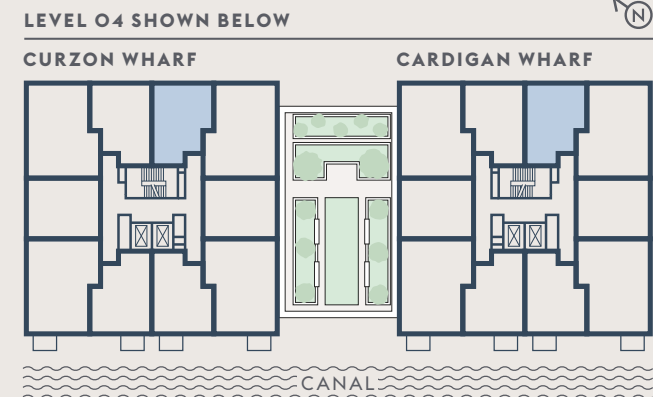
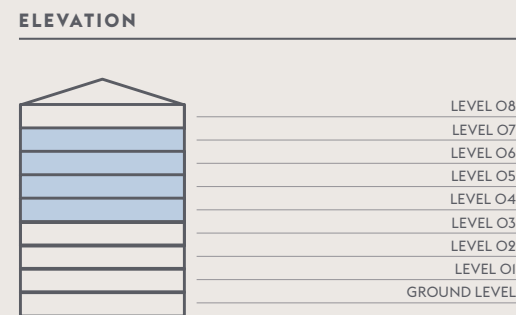
LEVELS: 04-07
TOTAL AREA: 44.4 SQ M / 478 SQ FT

Kitchen / Dining	3.09m X 2.81m	10' 2" X 9' 3"
Living	3.14m X 3.17m	10' 4" X 10' 5"
Bedroom	2.85m X 3.90m	9' 4" X 12' 10"

CURZON WHARF	CARDIGAN WHARF	APARTMENT 192 SHOWN BELOW
270 LVL 04	192 LVL 04	
280 LVL 05	202 LVL 05	
290 LVL 06	212 LVL 06	
299 LVL 07	222 LVL 07	



- KEY**
- ◄► Measurement points
 - W Wardrobe
 - C Cupboard
 - ⊠ Tall Unit
 - JB Juliette Balcony
 - V Panel Ventilation
 - MVHR Mechanical Ventilation Heating Recovery System
 - WD Washer / Dryer



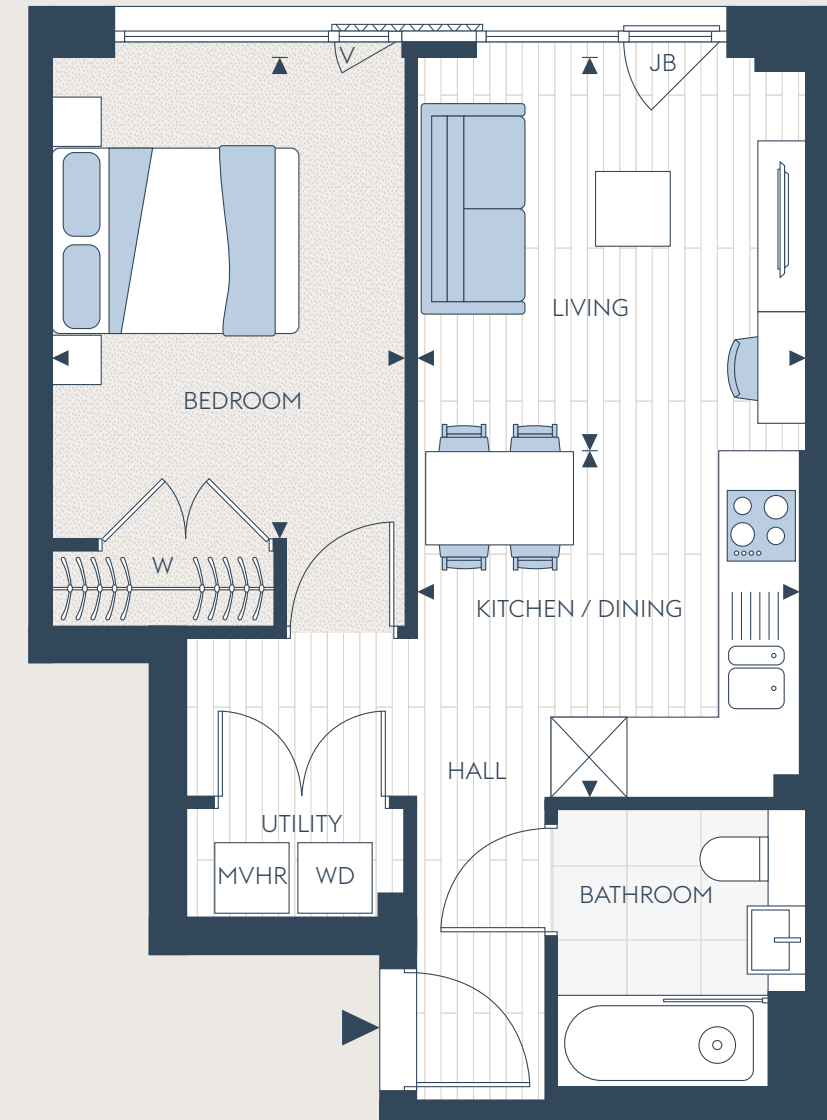
DISCLAIMER
Please note: To increase legibility, the plans have been sized to fit their respective pages. As a result, each individual plan may be a different scale to others within this brochure. Floorplans shown for Glasswater Locks are for approximate measurements only. Exact layouts and sizes may vary. All measurements may vary within a tolerance of 5%. The dimensions are not intended to be used for carpet sizes, appliance sizes or items of furniture.

One Bedroom

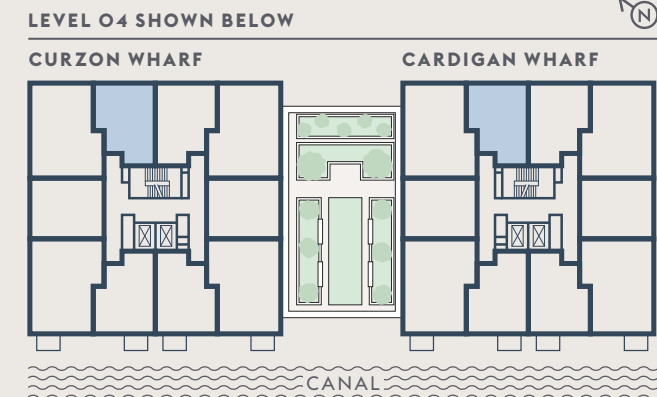
LEVELS: 04-07
TOTAL AREA: 44.4 SQ M / 478 SQ FT

Kitchen / Dining	3.09m X 2.81m	10' 2" X 9' 3"
Living	3.14m X 3.17m	10' 4" X 10' 5"
Bedroom	2.85m X 3.90m	9' 4" X 12' 10"

CURZON WHARF	CARDIGAN WHARF	APARTMENT 192 SHOWN BELOW
269 LVL 04	191 LVL 04	
279 LVL 05	201 LVL 05	
289 LVL 06	211 LVL 06	
298 LVL 07	221 LVL 07	



- KEY**
- ◄► Measurement points
 - W Wardrobe
 - C Cupboard
 - ⊠ Tall Unit
 - JB Juliette Balcony
 - V Panel Ventilation
 - MVHR Mechanical Ventilation Heating Recovery System
 - WD Washer / Dryer



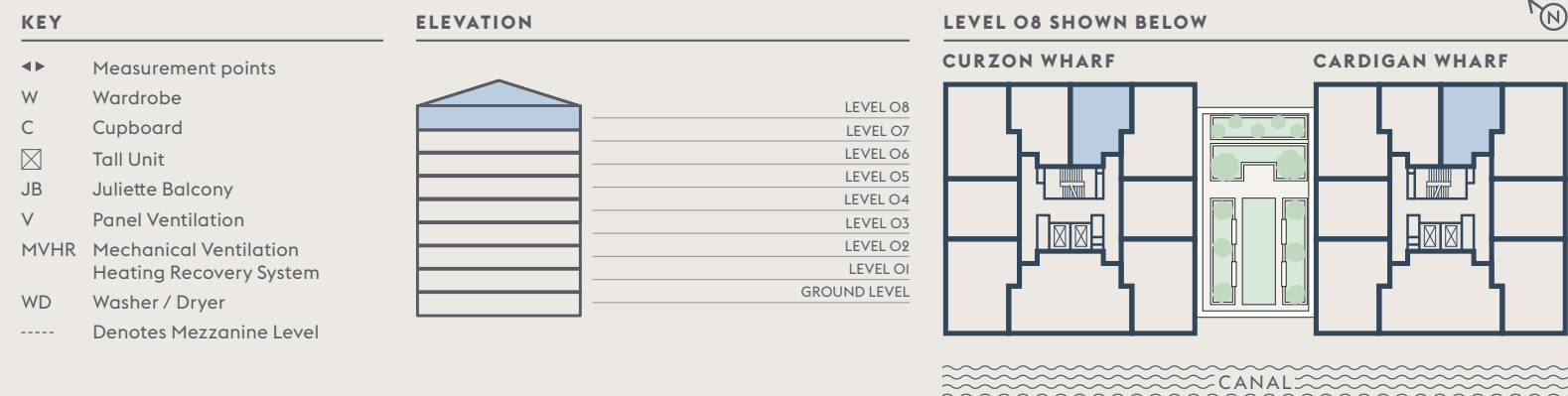
DISCLAIMER
Please note: To increase legibility, the plans have been sized to fit their respective pages. As a result, each individual plan may be a different scale to others within this brochure. Floorplans shown for Glasswater Locks are for approximate measurements only. Exact layouts and sizes may vary. All measurements may vary within a tolerance of 5%. The dimensions are not intended to be used for carpet sizes, appliance sizes or items of furniture.

One Bedroom

LEVEL: O8
TOTAL AREA: 62.1 SQ M / 669 SQ FT

Kitchen	3.09m X 2.81m	10' 2" X 9' 3"
Living / Dining	6.09m X 4.60m	20' 0" X 15' 1"
Bedroom	2.85m X 3.90m	9' 4" X 12' 10"

CURZON WHARF 308 LVL O8 CARDIGAN WHARF 231 LVL O8 APARTMENT 231 SHOWN BELOW



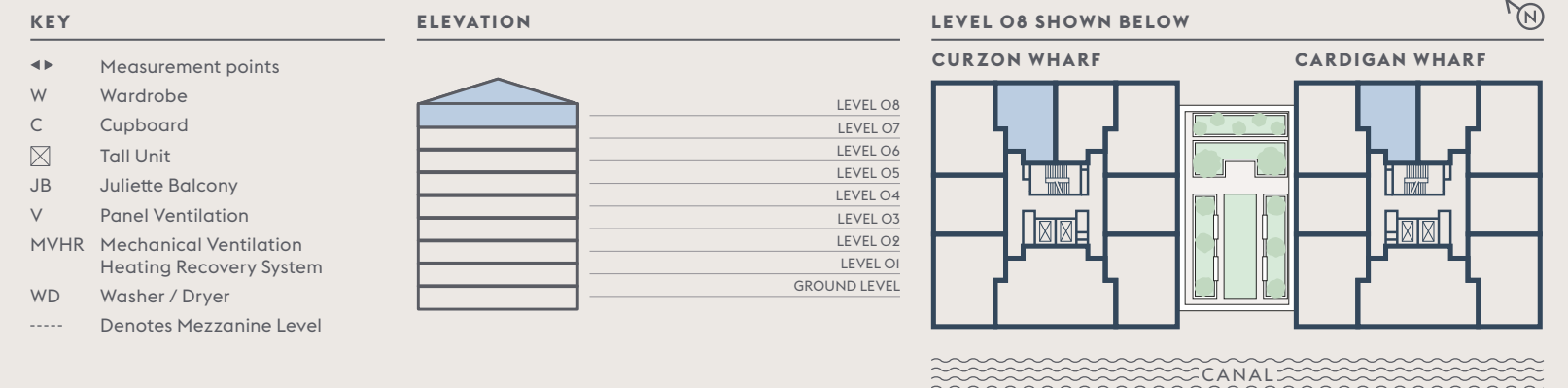
DISCLAIMER
Please note: To increase legibility, the plans have been sized to fit their respective pages. As a result, each individual plan may be a different scale to others within this brochure. Floorplans shown for Glasswater Locks are for approximate measurements only. Exact layouts and sizes may vary. All measurements may vary within a tolerance of 5%. The dimensions are not intended to be used for carpet sizes, appliance sizes or items of furniture.

One Bedroom

LEVEL: O8
TOTAL AREA: 62.1 SQ M / 669 SQ FT

Kitchen	3.09m X 2.81m	10' 2" X 9' 3"
Living / Dining	6.09m X 4.60m	20' 0" X 15' 1"
Bedroom	2.85m X 3.90m	9' 4" X 12' 10"

CURZON WHARF 307 LVL O8 CARDIGAN WHARF 230 LVL O8 APARTMENT 230 SHOWN BELOW



DISCLAIMER
Please note: To increase legibility, the plans have been sized to fit their respective pages. As a result, each individual plan may be a different scale to others within this brochure. Floorplans shown for Glasswater Locks are for approximate measurements only. Exact layouts and sizes may vary. All measurements may vary within a tolerance of 5%. The dimensions are not intended to be used for carpet sizes, appliance sizes or items of furniture.

Two Bedrooms

LEVELS: 01-07
TOTAL AREA: 63.5 SQ M / 684 SQ FT

Kitchen / Living / Dining	6.16m X 3.15m	20' 3" X 10' 4"
Bedroom 1	4.46m X 3.35m	14' 8" X 11' 0"
Bedroom 2	3.60m X 2.75m	11' 10" X 9' 0"
Balcony	3.5 sq m	38 sq ft

- CURZON WHARF**
 236 LVL 01
 246 LVL 02
 256 LVL 03
 266 LVL 04
 276 LVL 05
 286 LVL 06
 295 LVL 07

- CARDIGAN WHARF**
 158 LVL 01
 168 LVL 02
 178 LVL 03
 188 LVL 04
 198 LVL 05
 208 LVL 06
 218 LVL 07

APARTMENT 188 SHOWN BELOW



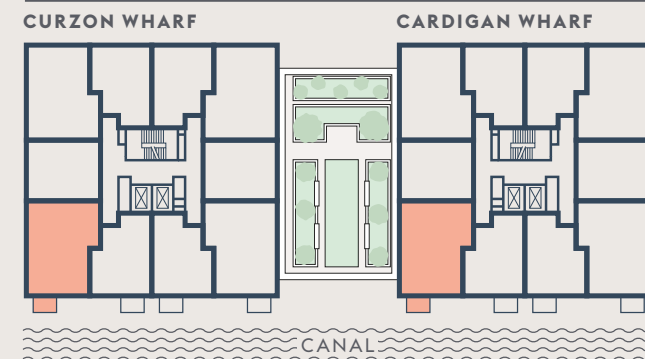
KEY

- ◄► Measurement points
- W Wardrobe
- C Cupboard
- ⊠ Tall Unit
- JB Juliette Balcony
- V Panel Ventilation
- MVHR Mechanical Ventilation Heating Recovery System
- WD Washer / Dryer

ELEVATION



LEVEL 04 SHOWN BELOW



DISCLAIMER

Please note: To increase legibility, the plans have been sized to fit their respective pages. As a result, each individual plan may be a different scale to others within this brochure. Floorplans shown for Glasswater Locks are for approximate measurements only. Exact layouts and sizes may vary. All measurements may vary within a tolerance of 5%. The dimensions are not intended to be used for carpet sizes, appliance sizes or items of furniture.

Two Bedrooms

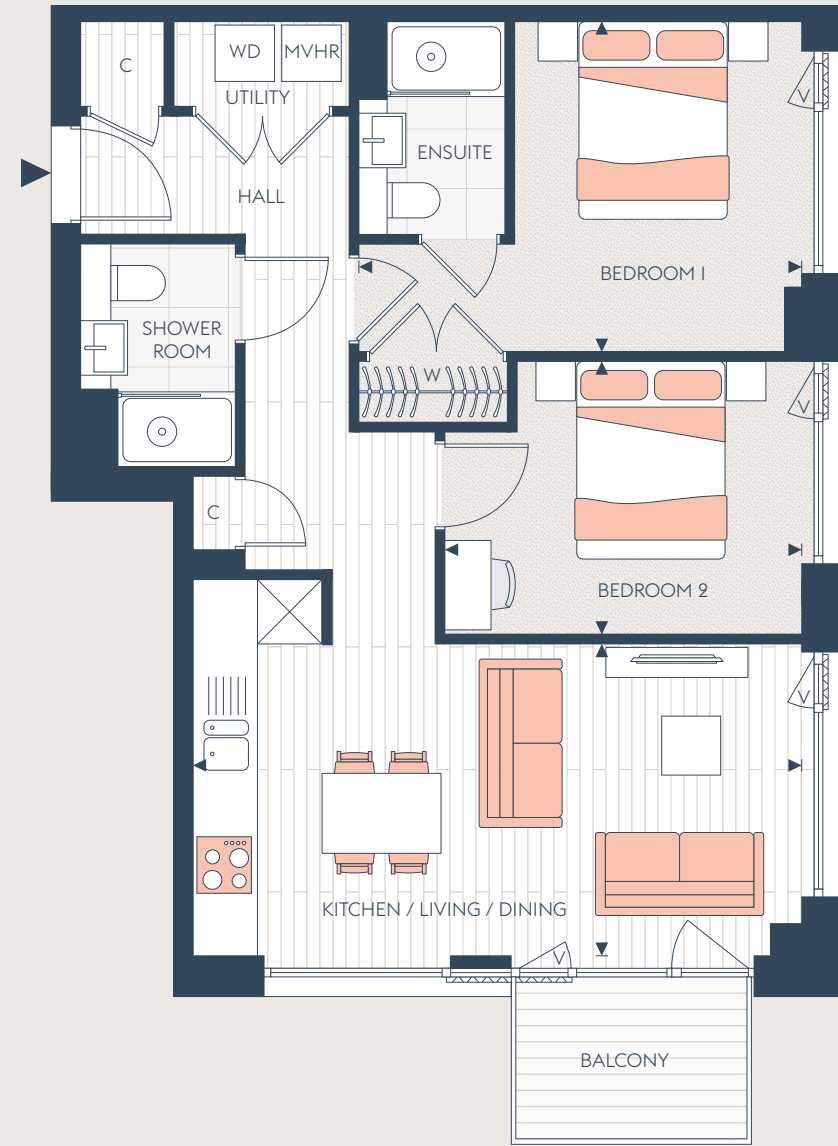
LEVELS: 01-07
TOTAL AREA: 63.5 SQ M / 684 SQ FT

Kitchen / Living / Dining	6.16m X 3.15m	20' 3" X 10' 4"
Bedroom 1	4.46m X 3.35m	14' 8" X 11' 0"
Bedroom 2	3.60m X 2.75m	11' 10" X 9' 0"
Balcony	3.5 sq m	38 sq ft

- CURZON WHARF**
 243 LVL 01
 253 LVL 02
 263 LVL 03
 273 LVL 04
 283 LVL 05
 293 LVL 06
 302 LVL 07

- CARDIGAN WHARF**
 165 LVL 01
 175 LVL 02
 185 LVL 03
 195 LVL 04
 205 LVL 05
 215 LVL 06
 225 LVL 07

APARTMENT 195 SHOWN BELOW



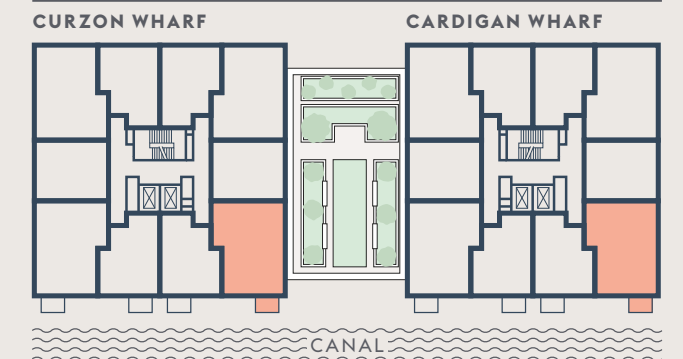
KEY

- ◄► Measurement points
- W Wardrobe
- C Cupboard
- ⊠ Tall Unit
- JB Juliette Balcony
- V Panel Ventilation
- MVHR Mechanical Ventilation Heating Recovery System
- WD Washer / Dryer

ELEVATION



LEVEL 04 SHOWN BELOW



DISCLAIMER

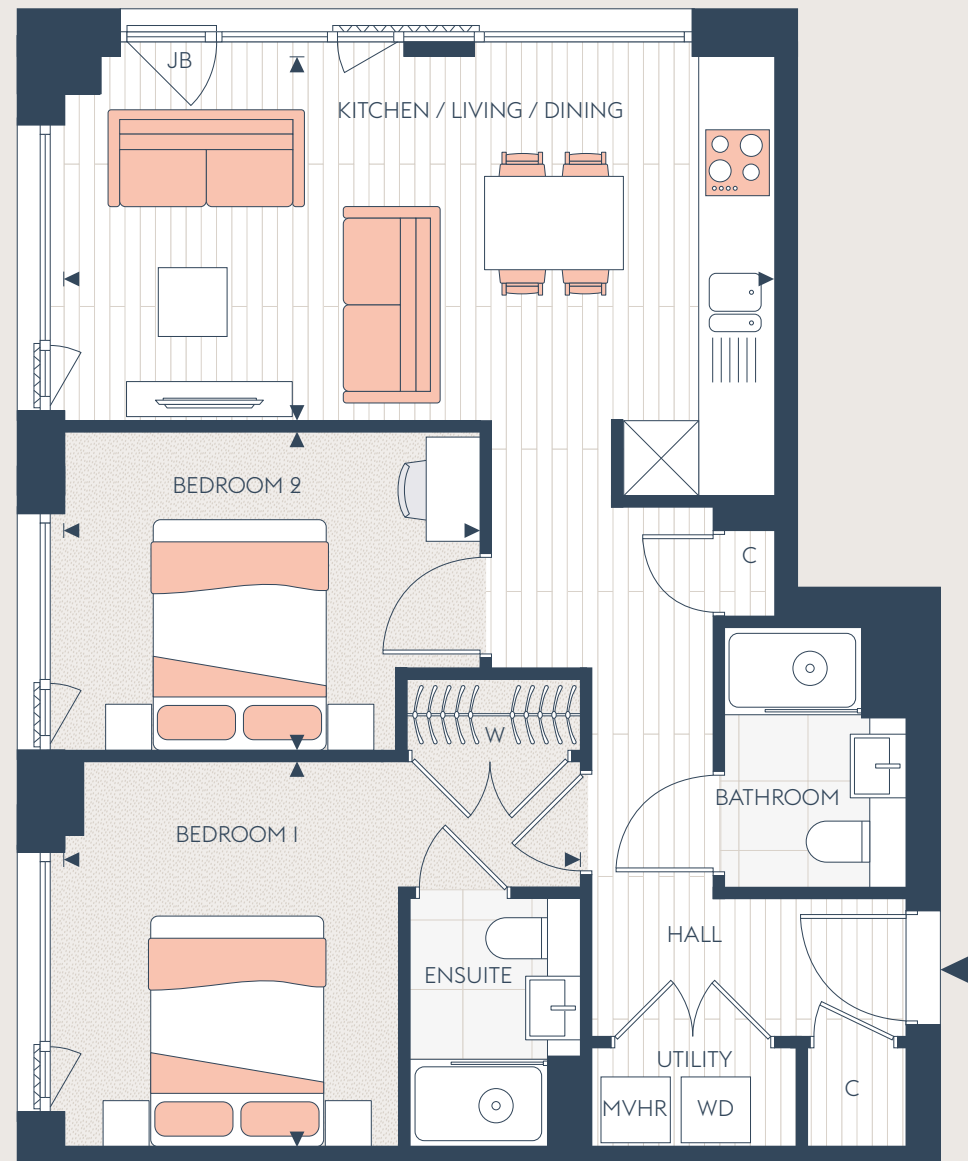
Please note: To increase legibility, the plans have been sized to fit their respective pages. As a result, each individual plan may be a different scale to others within this brochure. Floorplans shown for Glasswater Locks are for approximate measurements only. Exact layouts and sizes may vary. All measurements may vary within a tolerance of 5%. The dimensions are not intended to be used for carpet sizes, appliance sizes or items of furniture.

Two Bedrooms

LEVELS: 04-07
TOTAL AREA: 63.5 SQ M / 684 SQ FT

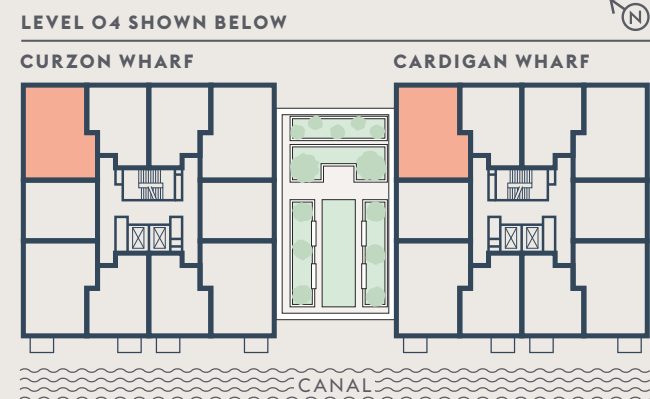
Kitchen / Living / Dining	6.16m X 3.34m	20' 3" X 10' 11"
Bedroom 1	3.89m X 3.16m	12' 9" X 10' 5"
Bedroom 2	3.60m X 2.75m	11' 10" X 9' 0"

CURZON WHARF	CARDIGAN WHARF	APARTMENT 190 SHOWN BELOW
268 LVL 04	190 LVL 04	
278 LVL 05	200 LVL 05	
288 LVL 06	210 LVL 06	
297 LVL 07	220 LVL 07	



KEY

- ◄► Measurement points
- W Wardrobe
- C Cupboard
- ⊠ Tall Unit
- JB Juliette Balcony
- V Panel Ventilation
- MVHR Mechanical Ventilation Heating Recovery System
- WD Washer / Dryer



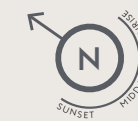
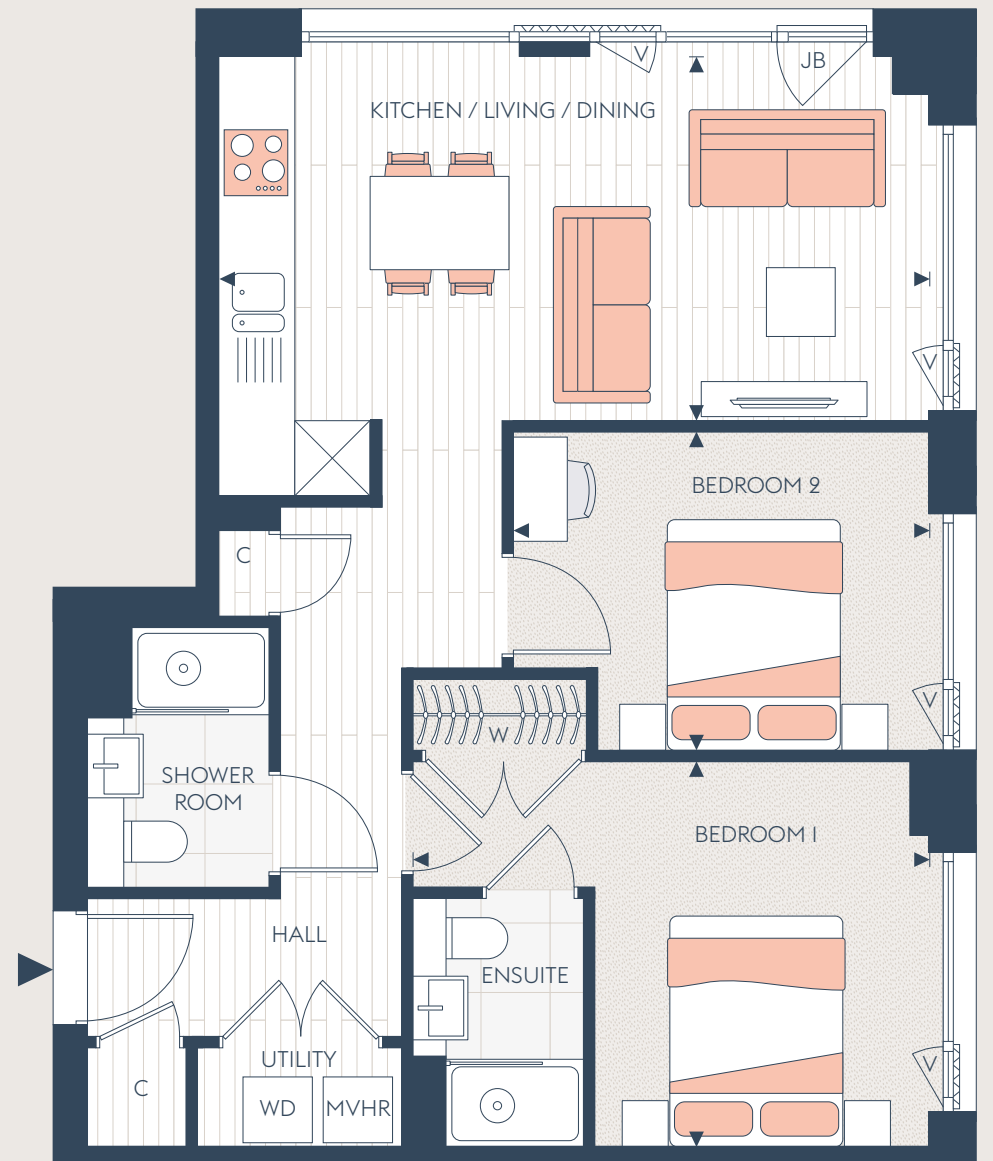
DISCLAIMER
Please note: To increase legibility, the plans have been sized to fit their respective pages. As a result, each individual plan may be a different scale to others within this brochure. Floorplans shown for Glasswater Locks are for approximate measurements only. Exact layouts and sizes may vary. All measurements may vary within a tolerance of 5%. The dimensions are not intended to be used for carpet sizes, appliance sizes or items of furniture.

Two Bedrooms

LEVELS: 04-07
TOTAL AREA: 63.5 SQ M / 684 SQ FT

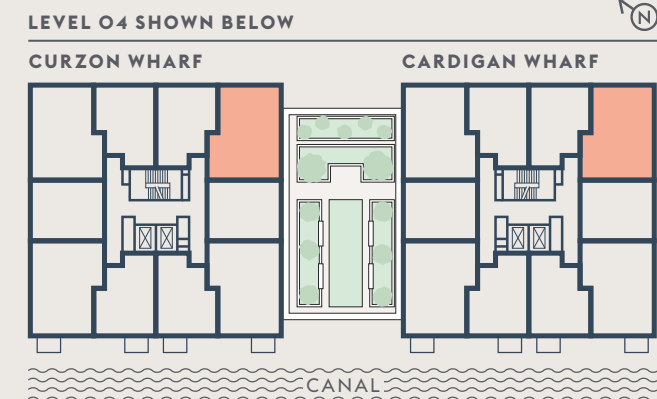
Kitchen / Living / Dining	6.16m X 3.34m	20' 3" X 10' 11"
Bedroom 1	3.89m X 3.16m	12' 9" X 10' 5"
Bedroom 2	3.60m X 2.75m	11' 10" X 9' 0"

CURZON WHARF	CARDIGAN WHARF	APARTMENT 193 SHOWN BELOW
271 LVL 04	193 LVL 04	
281 LVL 05	203 LVL 05	
291 LVL 06	213 LVL 06	
300 LVL 07	223 LVL 07	



KEY

- ◄► Measurement points
- W Wardrobe
- C Cupboard
- ⊠ Tall Unit
- JB Juliette Balcony
- V Panel Ventilation
- MVHR Mechanical Ventilation Heating Recovery System
- WD Washer / Dryer



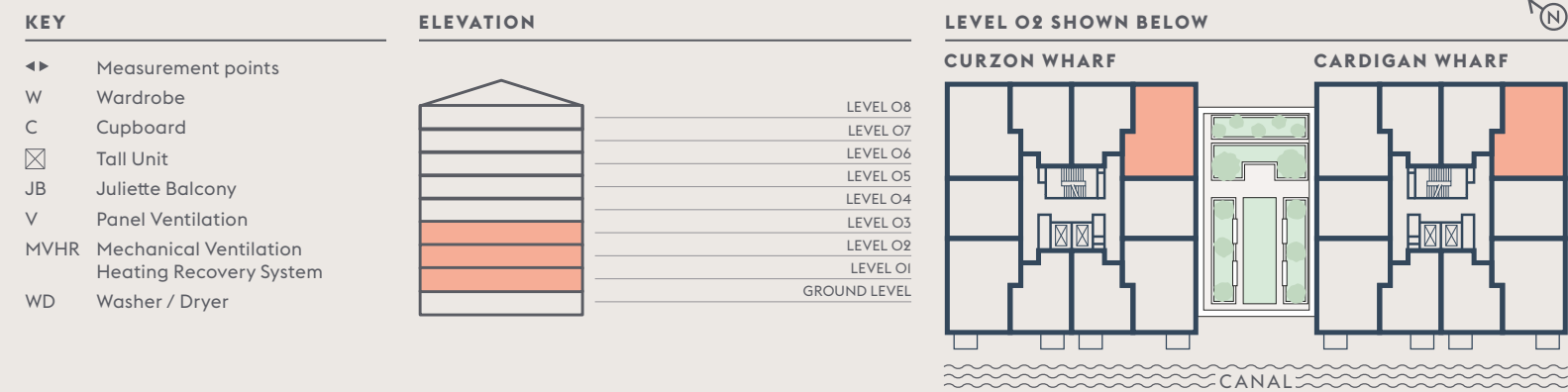
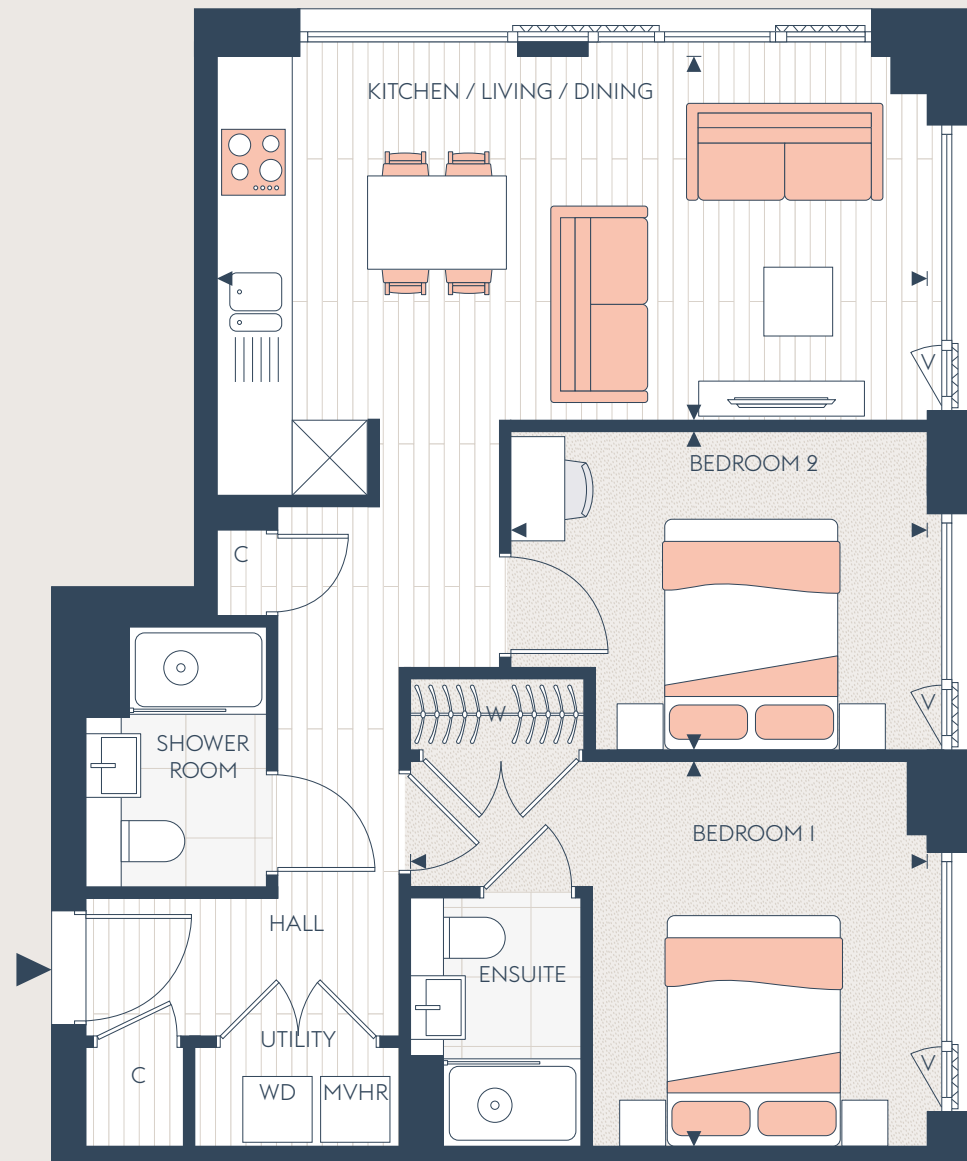
DISCLAIMER
Please note: To increase legibility, the plans have been sized to fit their respective pages. As a result, each individual plan may be a different scale to others within this brochure. Floorplans shown for Glasswater Locks are for approximate measurements only. Exact layouts and sizes may vary. All measurements may vary within a tolerance of 5%. The dimensions are not intended to be used for carpet sizes, appliance sizes or items of furniture.

Two Bedrooms

LEVELS: O1-O3
TOTAL AREA: 63.5 SQ M / 684 SQ FT

Kitchen / Living / Dining	6.16m X 3.15m	20' 3" X 10' 4"
Bedroom 1	4.46m X 3.35m	14' 8" X 11' 0"
Bedroom 2	3.60m X 2.75m	11' 10" X 9' 0"

CURZON WHARF	CARDIGAN WHARF	APARTMENT 158 SHOWN BELOW
251 LVL O2	163 LVL O1	
261 LVL O3	173 LVL O2	
	183 LVL O3	



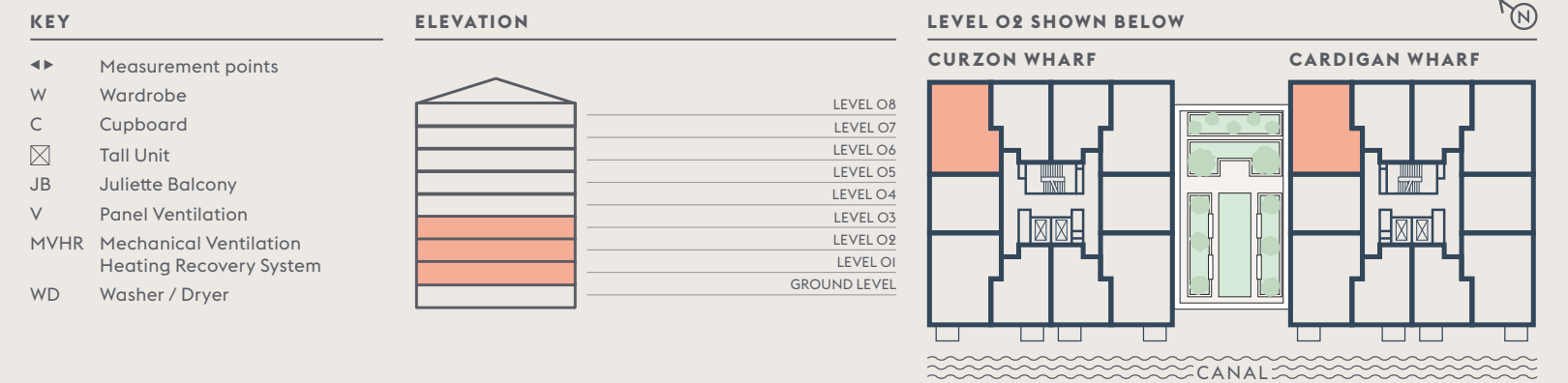
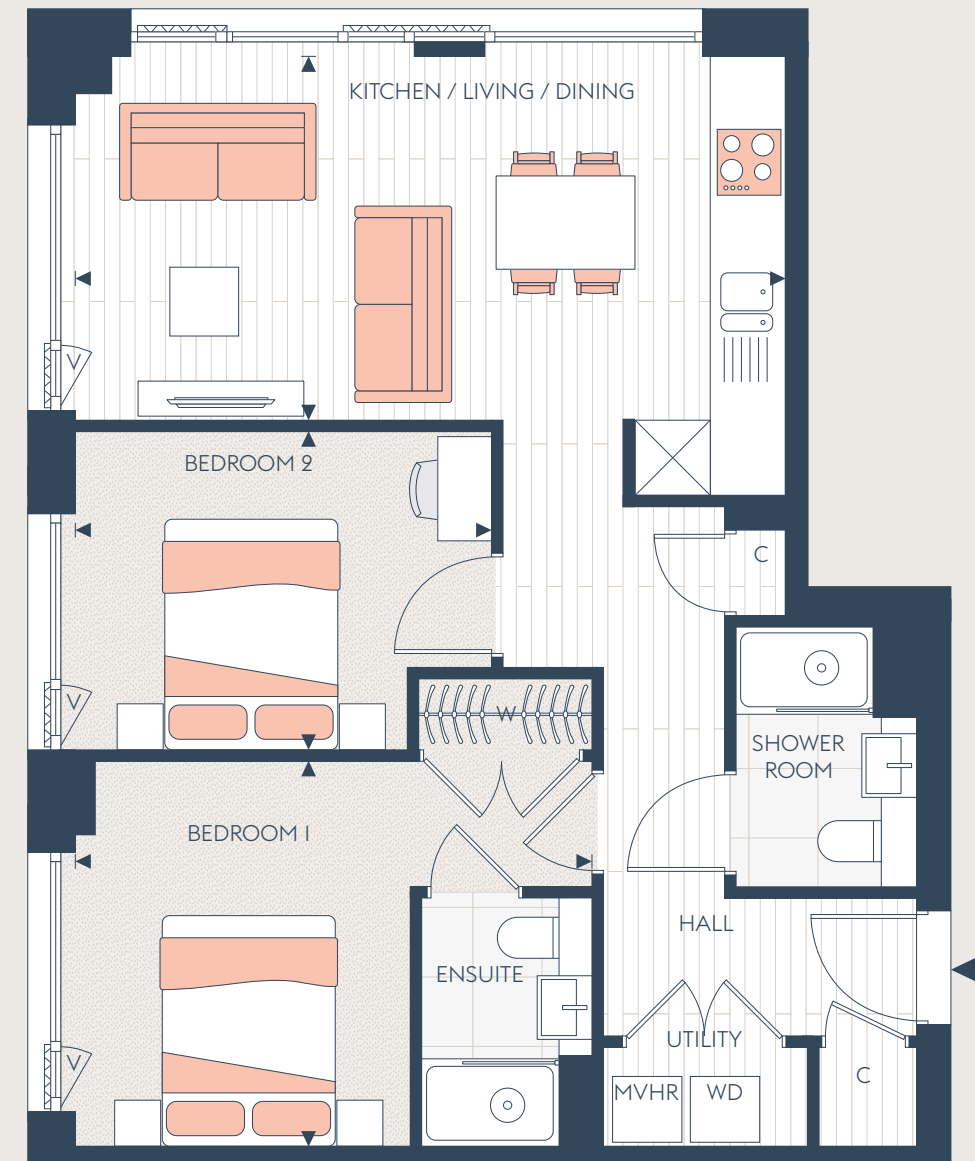
DISCLAIMER
Please note: To increase legibility, the plans have been sized to fit their respective pages. As a result, each individual plan may be a different scale to others within this brochure. Floorplans shown for Glasswater Locks are for approximate measurements only. Exact layouts and sizes may vary. All measurements may vary within a tolerance of 5%. The dimensions are not intended to be used for carpet sizes, appliance sizes or items of furniture.

Two Bedrooms

LEVELS: O1-O3
TOTAL AREA: 63.5 SQ M / 684 SQ FT

Kitchen / Living / Dining	6.16m X 3.15m	20' 3" X 10' 4"
Bedroom 1	4.46m X 3.35m	14' 8" X 11' 0"
Bedroom 2	3.60m X 2.75m	11' 10" X 9' 0"

CURZON WHARF	CARDIGAN WHARF	APARTMENT 165 SHOWN BELOW
238 LVL O1	170 LVL O2	
248 LVL O2	180 LVL O3	
258 LVL O3		



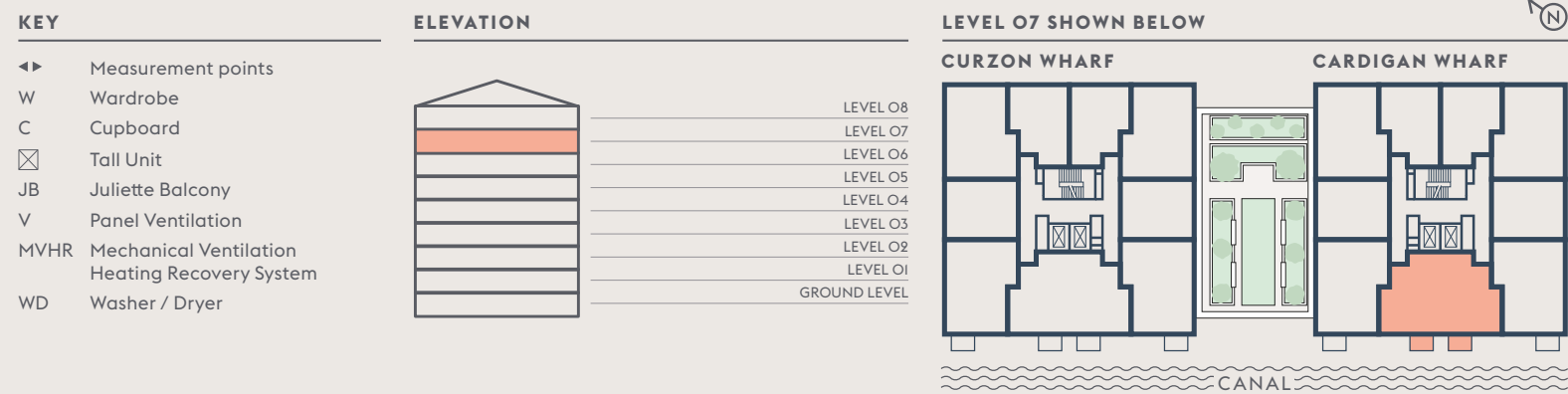
DISCLAIMER
Please note: To increase legibility, the plans have been sized to fit their respective pages. As a result, each individual plan may be a different scale to others within this brochure. Floorplans shown for Glasswater Locks are for approximate measurements only. Exact layouts and sizes may vary. All measurements may vary within a tolerance of 5%. The dimensions are not intended to be used for carpet sizes, appliance sizes or items of furniture.

Two Bedrooms

LEVEL: O7
TOTAL AREA: 87.4 SQ M / 941 SQ FT

Kitchen / Living / Dining	6.10m X 4.91m	20' 0" X 16' 1"
Bedroom 1	2.94m X 4.60m	9' 8" X 15' 1"
Bedroom 2	3.25m X 3.33m	10' 8" X 10' 11"
Balcony 1	3.5 sq m	38 sq ft
Balcony 2	3.5 sq m	38 sq ft

CARDIGAN WHARF APARTMENT 217 SHOWN BELOW
217 LVL O7



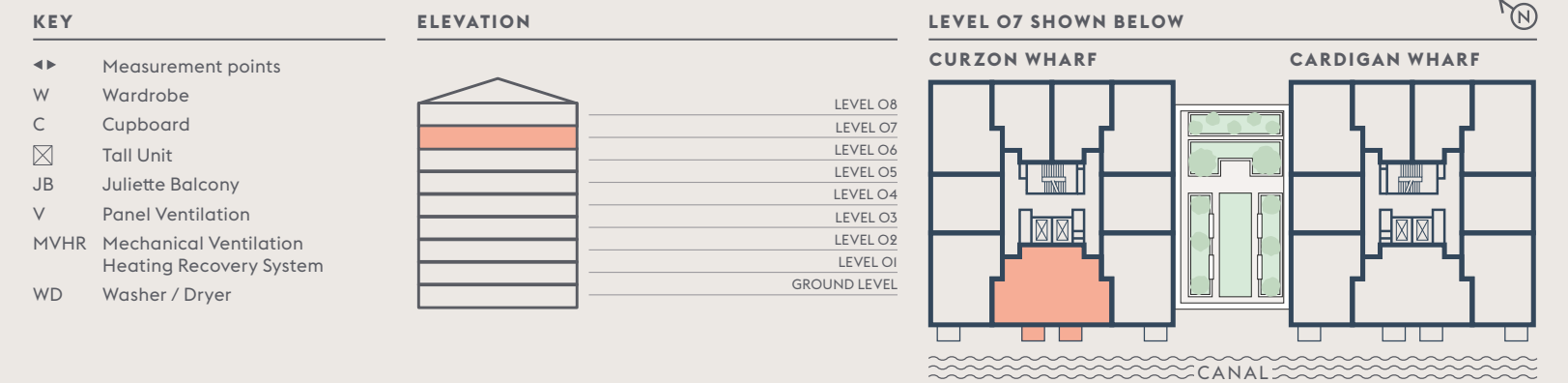
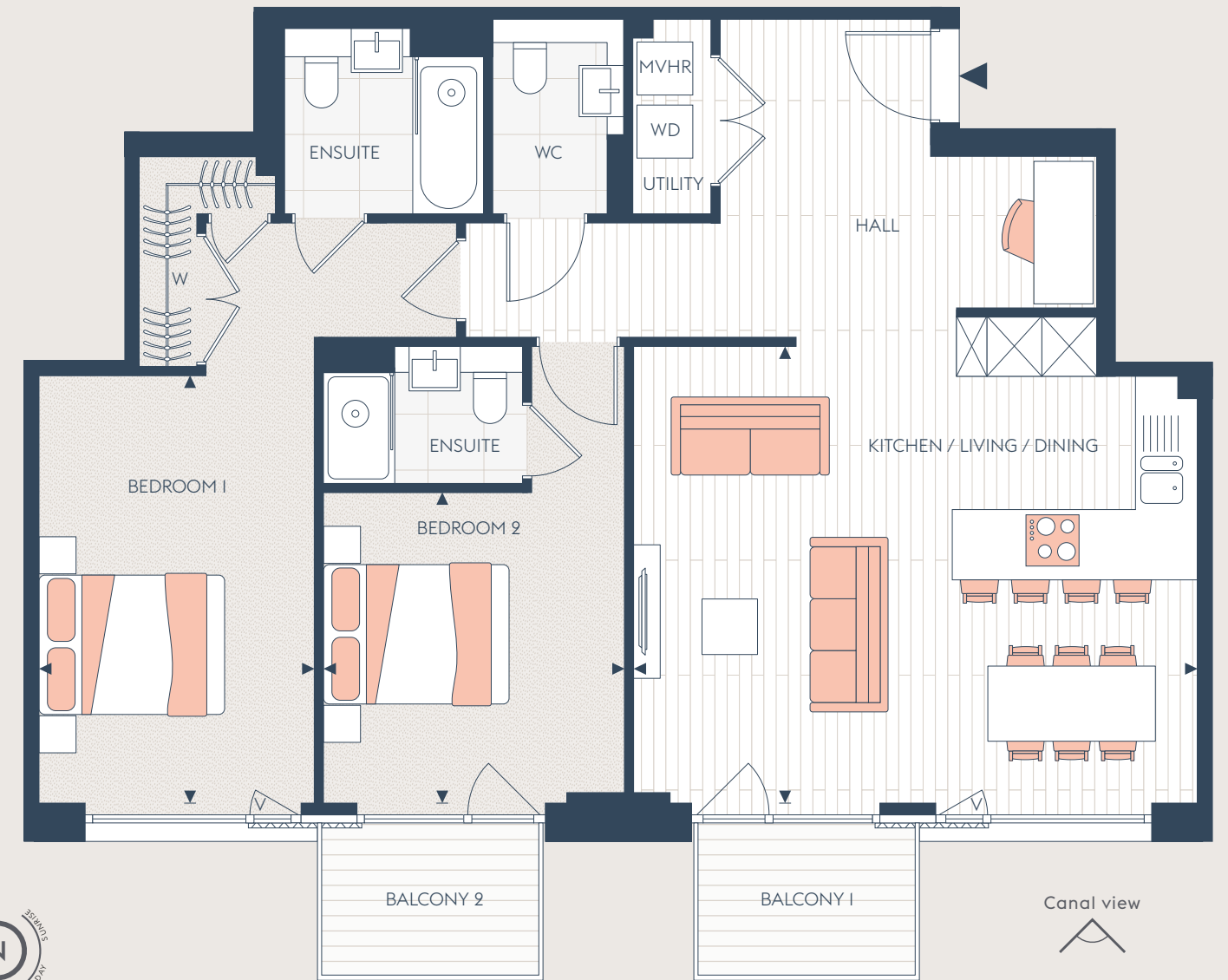
DISCLAIMER
Please note: To increase legibility, the plans have been sized to fit their respective pages. As a result, each individual plan may be a different scale to others within this brochure. Floorplans shown for Glasswater Locks are for approximate measurements only. Exact layouts and sizes may vary. All measurements may vary within a tolerance of 5%. The dimensions are not intended to be used for carpet sizes, appliance sizes or items of furniture.

Two Bedrooms

LEVEL: O7
TOTAL AREA: 87.4 SQ M / 941 SQ FT

Kitchen / Living / Dining	6.10m X 4.91m	20' 0" X 16' 1"
Bedroom 1	2.94m X 4.60m	9' 8" X 15' 1"
Bedroom 2	3.25m X 3.33m	10' 8" X 10' 11"
Balcony 1	3.5 sq m	38 sq ft
Balcony 2	3.5 sq m	38 sq ft

CURZON WHARF APARTMENT 303 SHOWN BELOW
303 LVL O7



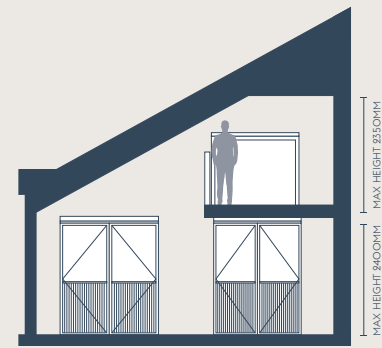
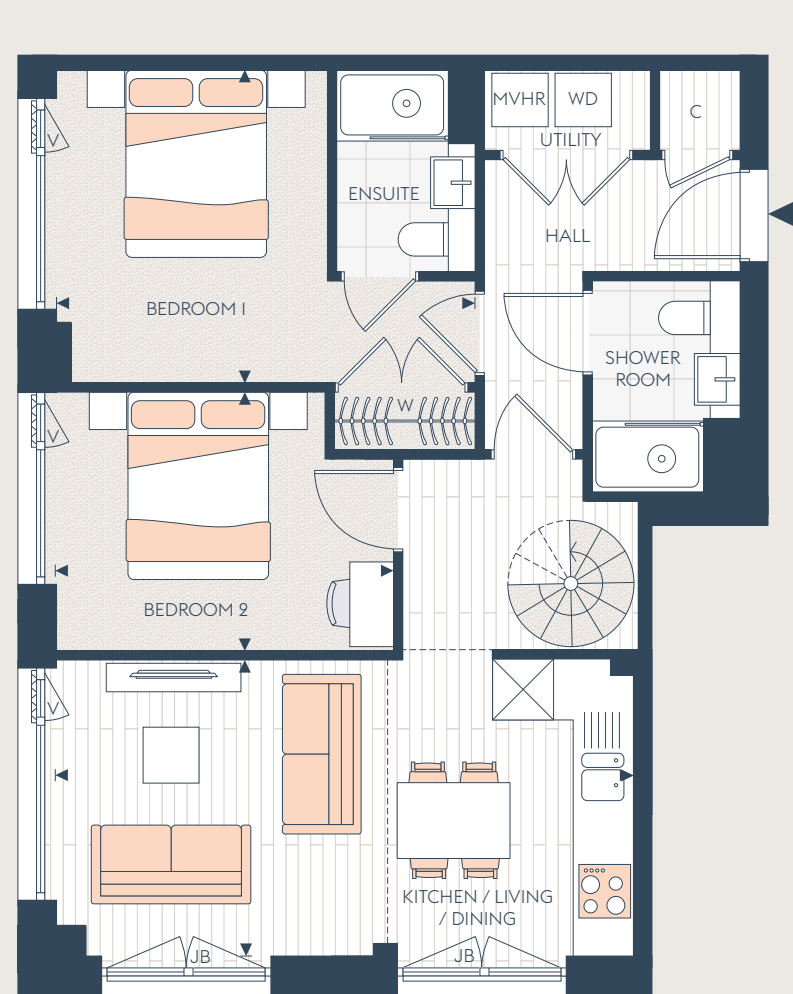
DISCLAIMER
Please note: To increase legibility, the plans have been sized to fit their respective pages. As a result, each individual plan may be a different scale to others within this brochure. Floorplans shown for Glasswater Locks are for approximate measurements only. Exact layouts and sizes may vary. All measurements may vary within a tolerance of 5%. The dimensions are not intended to be used for carpet sizes, appliance sizes or items of furniture.

Two Bedroom

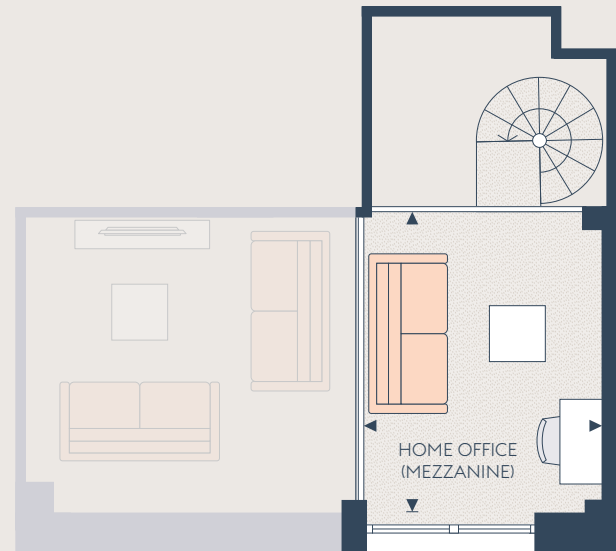
LEVEL: O8
TOTAL AREA: 71.8 SQ M / 773 SQ FT

Kitchen / Living / Dining	6.16m X 3.34m	20' 3" X 10' 11"
Bedroom 1	3.89m X 3.16m	12' 9" X 10' 5"
Bedroom 2	3.60m X 2.75m	11' 10" X 9' 0"
Home Office (Mezzanine)	2.55m X 3.20m	8' 4" X 10' 6"

CURZON WHARF **CARDIGAN WHARF** **APARTMENT 232 SHOWN BELOW**
304 LVL O8 227 LVL O8
309 LVL O8 232 LVL O8



MEZZANINE ELEVATION



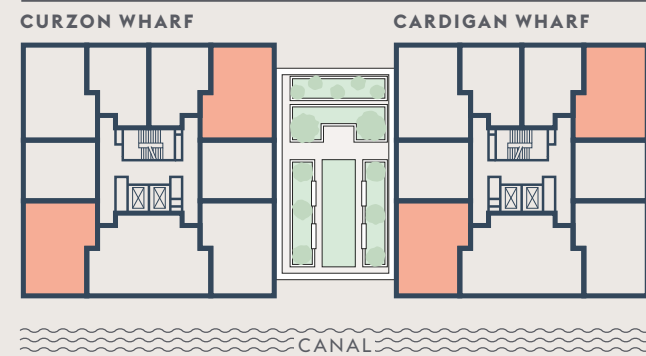
MEZZANINE LEVEL

- KEY**
- ◄► Measurement points
 - W Wardrobe
 - C Cupboard
 - ⊠ Tall Unit
 - JB Juliette Balcony
 - V Panel Ventilation
 - MVHR Mechanical Ventilation Heating Recovery System
 - WD Washer / Dryer
 - Denotes Mezzanine Level

ELEVATION



LEVEL O8 SHOWN BELOW



DISCLAIMER

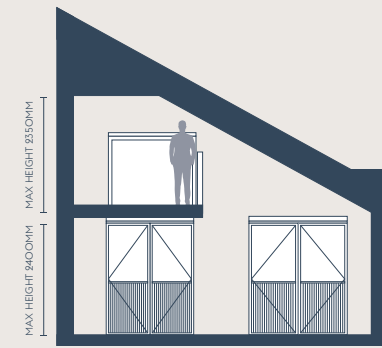
Please note: To increase legibility, the plans have been sized to fit their respective pages. As a result, each individual plan may be a different scale to others within this brochure. Floorplans shown for Glasswater Locks are for approximate measurements only. Exact layouts and sizes may vary. All measurements may vary within a tolerance of 5%. The dimensions are not intended to be used for carpet sizes, appliance sizes or items of furniture.

Two Bedroom

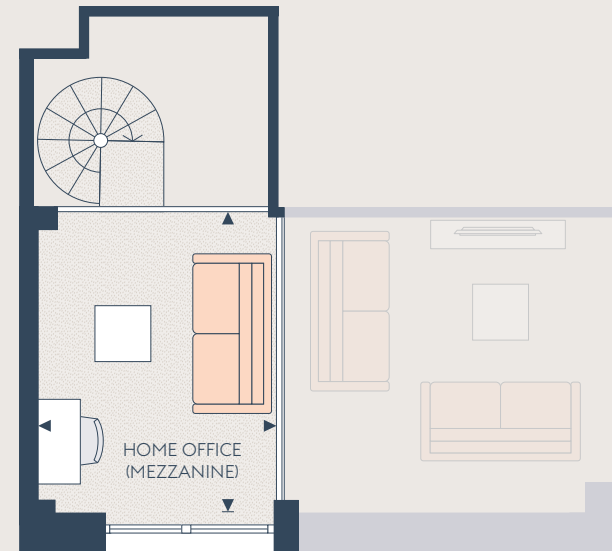
LEVEL: O8
TOTAL AREA: 71.8 SQ M / 773 SQ FT

Kitchen / Living / Dining	6.16m X 3.34m	20' 3" X 10' 11"
Bedroom 1	3.89m X 3.16m	12' 9" X 10' 5"
Bedroom 2	3.60m X 2.75m	11' 10" X 9' 0"
Home Office (Mezzanine)	2.55m X 3.20m	8' 4" X 10' 6"

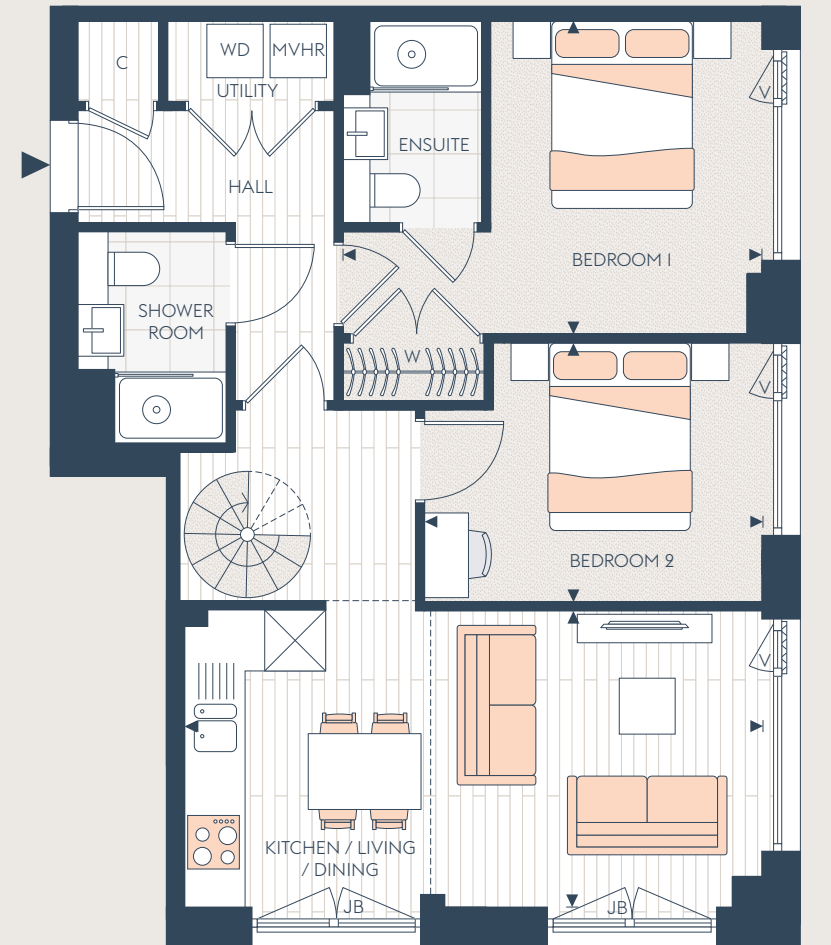
CURZON WHARF **CARDIGAN WHARF** **APARTMENT 234 SHOWN BELOW**
306 LVL O8 229 LVL O8
311 LVL O8 234 LVL O8



MEZZANINE ELEVATION



MEZZANINE LEVEL

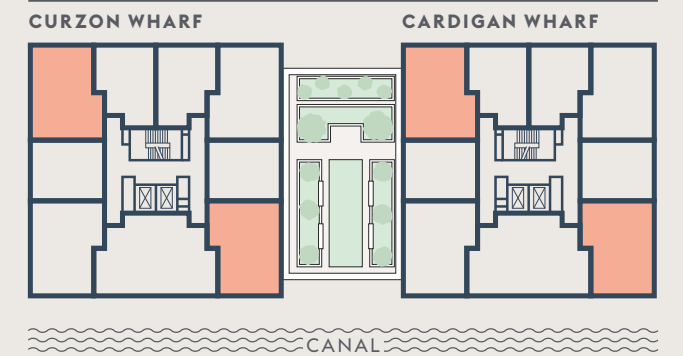


- KEY**
- ◄► Measurement points
 - W Wardrobe
 - C Cupboard
 - ⊠ Tall Unit
 - JB Juliette Balcony
 - V Panel Ventilation
 - MVHR Mechanical Ventilation Heating Recovery System
 - WD Washer / Dryer
 - Denotes Mezzanine Level

ELEVATION



LEVEL O8 SHOWN BELOW



DISCLAIMER

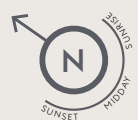
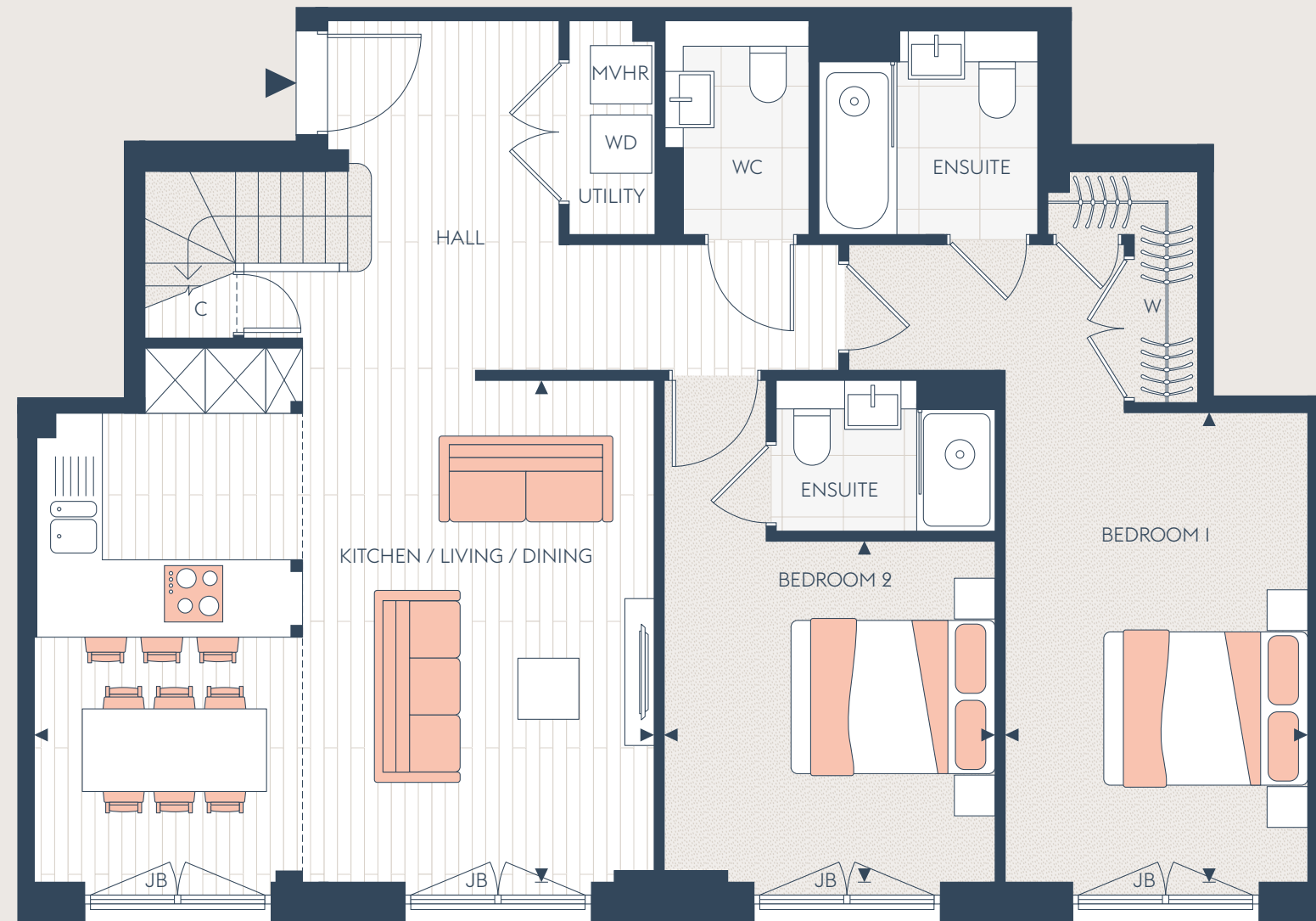
Please note: To increase legibility, the plans have been sized to fit their respective pages. As a result, each individual plan may be a different scale to others within this brochure. Floorplans shown for Glasswater Locks are for approximate measurements only. Exact layouts and sizes may vary. All measurements may vary within a tolerance of 5%. The dimensions are not intended to be used for carpet sizes, appliance sizes or items of furniture.

Two Bedrooms

LEVEL: O8
TOTAL AREA: 107.2 SQ M / 1,154 SQ FT

CARDIGAN WHARF APARTMENT 226 SHOWN BELOW
226 LVL O8

Kitchen / Living / Dining	6.10m X 4.91m	20' 0" X 16' 1"
Bedroom 1	2.94m X 4.60m	9' 8" X 15' 1"
Bedroom 2	3.25m X 3.33m	10' 8" X 10' 11"
Home Office (Mezzanine)	2.56m X 4.60m	8' 5" X 15' 1"

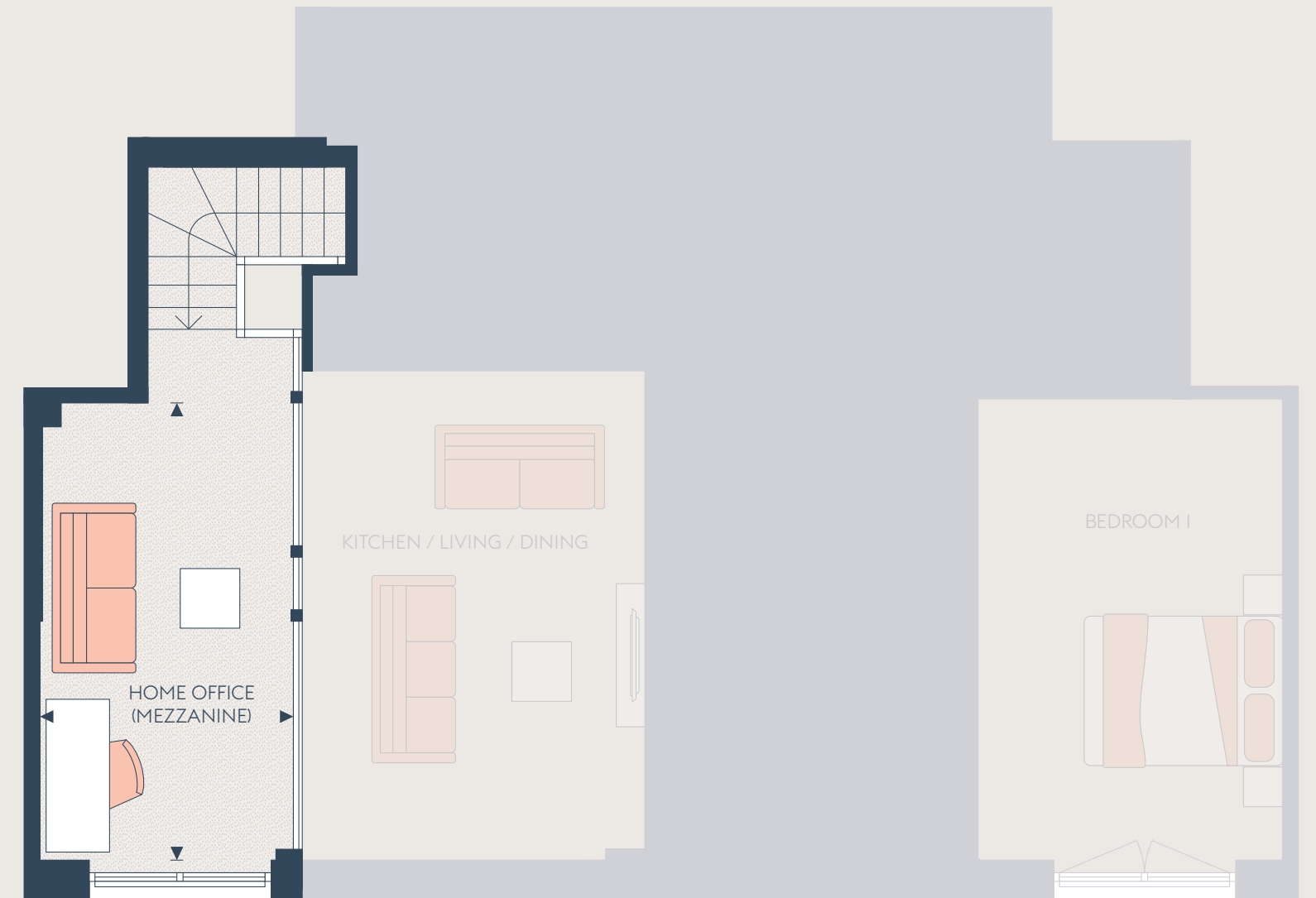


KEY

- ◄► Measurement points
- W Wardrobe
- C Cupboard
- ⊠ Tall Unit
- JB Juliette Balcony
- V Panel Ventilation
- MVHR Mechanical Ventilation Heating Recovery System
- WD Washer / Dryer
- Denotes Mezzanine Level

DISCLAIMER

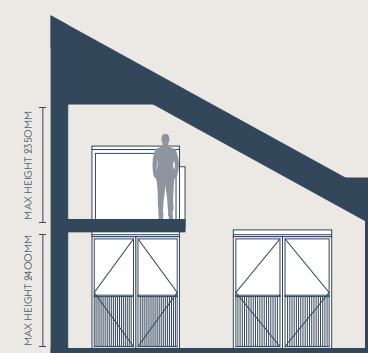
Please note: To increase legibility, the plans have been sized to fit their respective pages. As a result, each individual plan may be a different scale to others within this brochure. Floorplans shown for Glasswater Locks are for approximate measurements only. Exact layouts and sizes may vary. All measurements may vary within a tolerance of 5%. The dimensions are not intended to be used for carpet sizes, appliance sizes or items of furniture.



MEZZANINE LEVEL

THE CEILING HEIGHT TO BEDROOM 1 OF THIS HOME IS 4250MM / 13FT 11

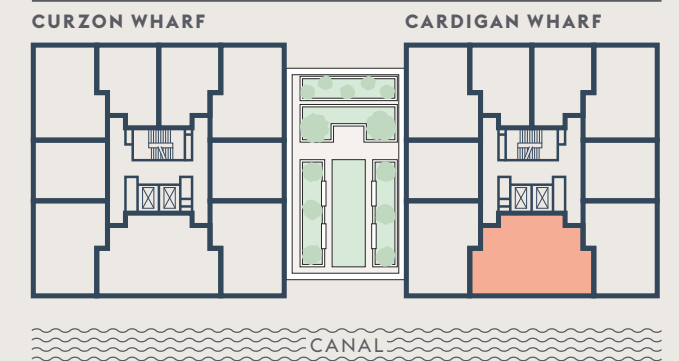
MEZZANINE ELEVATION



ELEVATION



LEVEL O8 SHOWN BELOW

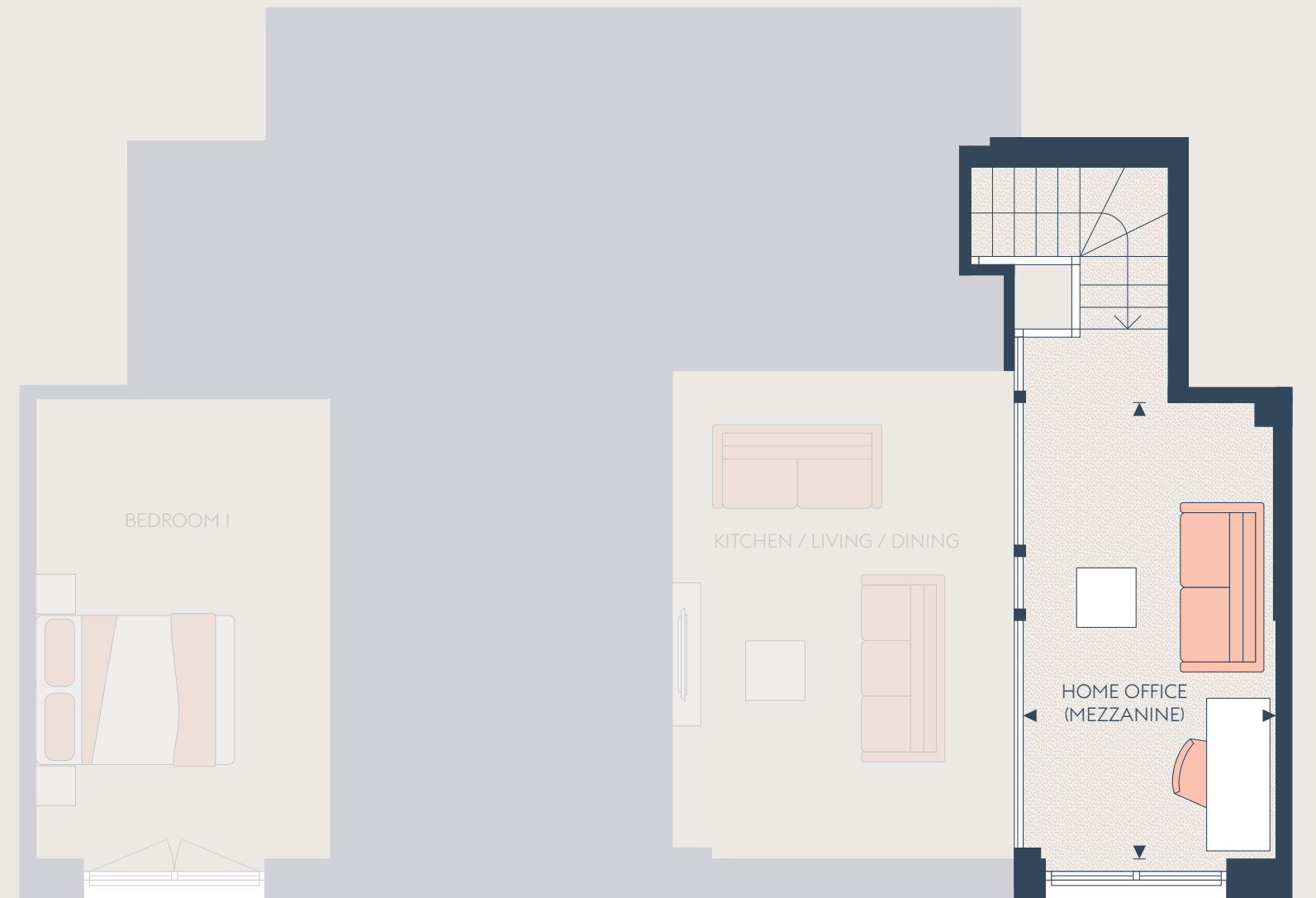
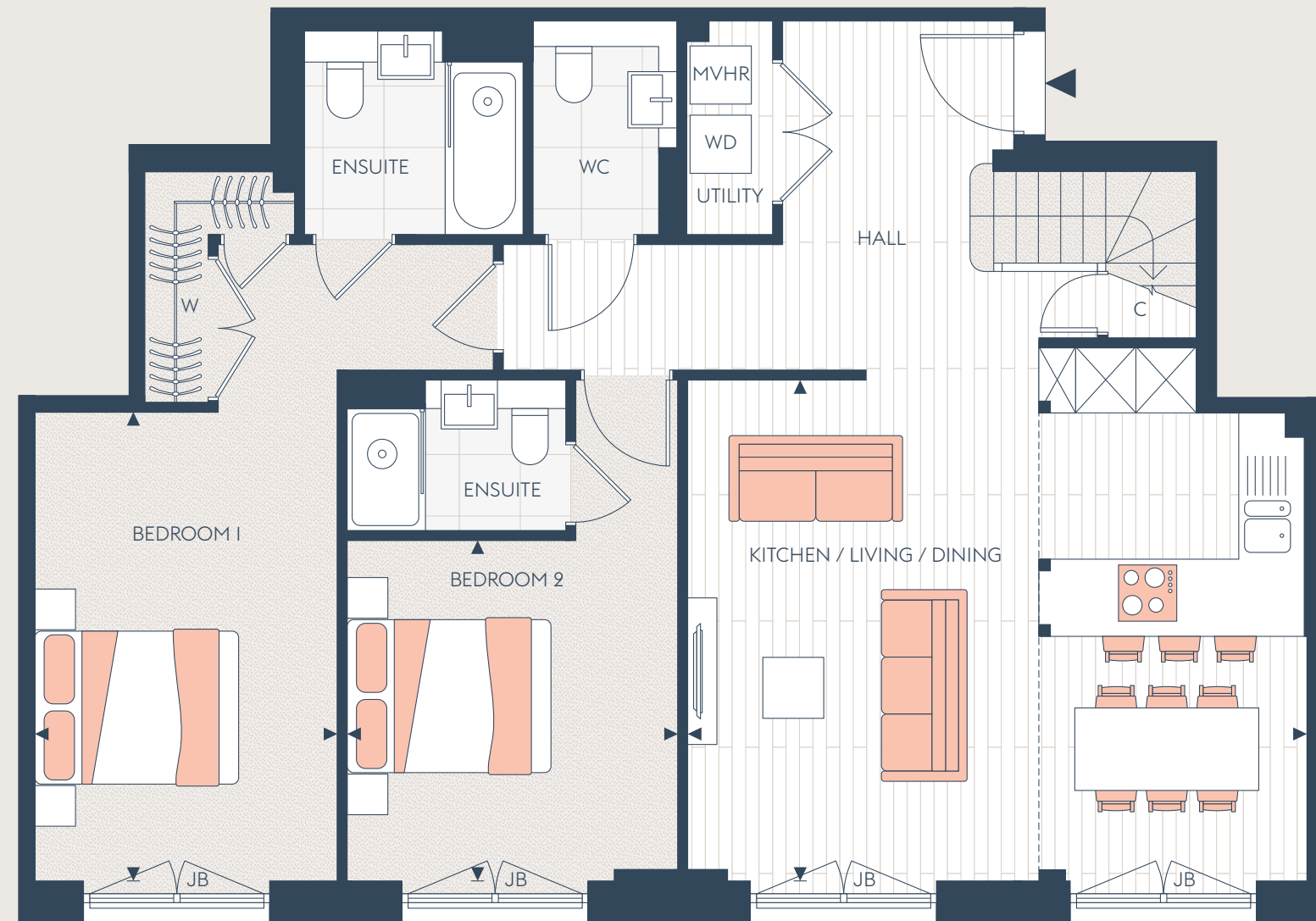


Two Bedrooms

LEVEL: O8
TOTAL AREA: 107.2 SQ M / 1,154 SQ FT

CURZON WHARF **APARTMENT 312 SHOWN BELOW**
 312 LVL O8

Kitchen / Living / Dining	6.10m X 4.91m	20' 0" X 16' 1"
Bedroom I	2.94m X 4.60m	9' 8" X 15' 1"
Bedroom 2	3.25m X 3.33m	10' 8" X 10' 11"
Home Office (Mezzanine)	2.56m X 4.60m	8' 5" X 15' 1"



MEZZANINE LEVEL

KEY

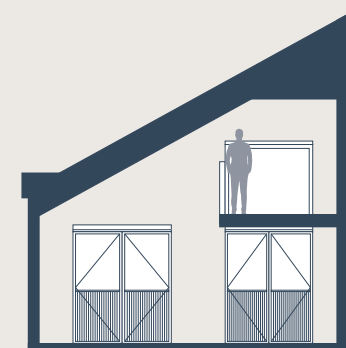
- ◄► Measurement points
- W Wardrobe
- C Cupboard
- ⊠ Tall Unit
- JB Juliette Balcony
- V Panel Ventilation
- MVHR Mechanical Ventilation Heating Recovery System
- WD Washer / Dryer
- Denotes Mezzanine Level

DISCLAIMER

Please note: To increase legibility, the plans have been sized to fit their respective pages. As a result, each individual plan may be a different scale to others within this brochure. Floorplans shown for Glasswater Locks are for approximate measurements only. Exact layouts and sizes may vary. All measurements may vary within a tolerance of 5%. The dimensions are not intended to be used for carpet sizes, appliance sizes or items of furniture.

THE CEILING HEIGHT TO BEDROOM I OF THIS HOME IS 4250MM / 13FT 11

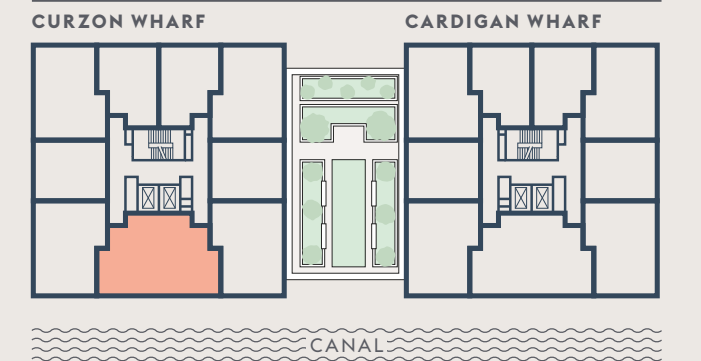
MEZZANINE ELEVATION



ELEVATION



LEVEL O8 SHOWN BELOW





A BRIGHT FUTURE

Transforming the Midlands

St Joseph is named after Joseph Chamberlain, Birmingham's 19th century Mayor who delivered transformational civic improvements and championed both social justice and property ownership. It is the newest member of the Berkeley Group, joining St George, St James, Berkeley, St Edward and St William. St Joseph aims to build your home to a very high standard of quality and is backed by the Berkeley Group that has over 40 years experience of delivering homes.

Our vision is to develop sites that have been closed to the public for decades and reconnect them to the community. We want the places built by St Joseph to be renowned for the quality of their landscape and the open space.

The term 'landscape' comes from two words meaning 'to shape a place where people belong'. That idea inspires our approach. The space between buildings is where you create a community and somewhere that is sociable, sustainable and safe.

We believe beautiful landscaped open spaces give room to breathe and sit in harmony with our vision for the carefully considered architecture and thoughtfully designed interiors throughout our developments.

To pioneer a landscape-led approach to urban developments is hugely important to us. We truly believe these spaces between the buildings are as important as the buildings themselves, where one's wellbeing within that space can be emphasised through positive design.

When you buy a new home from us it comes with a 10-year NHBC warranty – the first two years of which are covered by St Joseph. All our customers are provided with a commitment that when you buy a new home from St Joseph you can be safe in the knowledge that it is built to very high standards of design and quality, has low environmental impact and you will enjoy an exceptional customer experience.

On our long journey from local housebuilder to industry-leading regeneration specialists Berkeley has learned many valuable lessons, but also reaped the rewards of remaining true to the values we have held since the beginning. We are thrilled that through St Joseph we are now bringing our expertise to Birmingham where we continue to forge the same proud reputation we have built in London and the South East for the quality of our product and for delivering on our promises.

St Joseph
Designed for life

A PASSION FOR PLACEMAKING
AND BUILDING COMMUNITIES

 **Berkeley**
Group

Proud to be a member of the Berkeley Group of Companies

Berkeley
Designed for life

St James
Designed for life

St George
Designed for life

St Edward
Designed for life


St William
Designed for life

St Joseph
Designed for life

Introducing MyHome Plus

WHAT IS MYHOME PLUS?

MyHome Plus is an online service that is designed to help you manage key aspects of your new home at any time from anywhere around the world.



KEY FEATURES

This section provides you with an overview of MyHome Plus key features to enhance your customer journey.

1. FILING CABINET

In the filing cabinet section you can access documentation relating to your new home immediately at your own convenience.

2. MEET THE TEAM

This section provides an introduction to the team that will be working with you throughout your journey and details their individual roles. You can e-mail any member of the team directly via this section.

3. OPTIONS & CHOICES SELECTION

We are able to offer some choices on certain internal finishes of your new home. Whether this option is available to you will depend on what stage of construction the property has reached at the time of you making your reservation. See the next steps section for further details on this.

4. CONSTRUCTION PROGRESS

Under this section, regular updates on the construction of your new property will be provided, keeping you up-to-date on the progress on site and the local area. Your Customer Relations Manager will issue regular updates and photographs to this section throughout your journey.

NEXT STEPS

1. GETTING STARTED

Your Sales Consultant will send you instructions to create and validate your MyHome account. Once your account is validated, your Sales Consultant will assign your property to your MyHome account and your account will be upgraded to a MyHome Plus account.

2. INTERIOR SELECTIONS

Customer Relations will then be in touch to invite you in to our Showhomes to view the interior selections available for the internal finishes that you have an option to select. If you cannot make it to the appointment, the options can be discussed over the telephone and selected via MyHome Plus. Customer Relations will need to receive your choices selection by the deadline date, which will be given in advance.



Sign in by visiting BerkeleyGroup.co.uk/my-home/sign-in or scan the QR Code on your smartphone

Transforming tomorrow

At Berkeley Group our passion and purpose is to build quality homes, strengthen communities and improve people's lives.

We are innovating, pushing boundaries and taking action to ensure we have a long-term, positive impact that is good for our customers, the communities we touch, our business and the world around us.

We transform underused sites into exceptional places and we're also transforming the way we work; embracing technology and raising standards, as we continue to deliver an outstanding customer experience and create high-quality homes that delight our customers.

Our Vision 2030 is our ten year plan which sets out how we will achieve this.



TRANSFORMING PLACES

Working with local people and partners we create welcoming and connected neighbourhoods where you can be proud to live.



TRANSFORMING LIFESTYLES

Taking action on climate change and giving you ways to live more sustainably. We're building efficient homes that use less energy over their lifetime, with sustainable travel choices on the doorstep.



TRANSFORMING NATURE

Creating beautiful places with habitats that help nature to thrive, meaning that every site is left with more nature than when we began.



TRANSFORMING FUTURES

Helping people to reach their potential through apprenticeships and training, and programmes supported by the Berkeley Foundation.



Please scan this QR code for more information on how we are **TRANSFORMING TOMORROW**



Designed for life



At St Joseph we are committed to creating great places where people love to live, work and relax. Where the homes are light-filled, adaptable and finished to very high standards. Where carefully planned public areas enhance wellbeing and quality of life for residents and visitors. Where people feel a sense of community.

CUSTOMERS DRIVE ALL OUR DECISIONS

We achieve that by putting our customers at the heart of everything we do. First, we strive to understand what our customers want and need – well-built homes, in a pleasant and safe neighbourhood, with plenty of amenities and good transport connections. Then we apply that understanding to all our planning and design decisions. And for every new development, we challenge ourselves to go further, to improve and innovate, ensuring we satisfy the real needs of our customers in inspiring and sustainable ways.

CHOICE AND DIVERSITY

No two St Joseph customers are the same, so we aim to offer a wide choice of property location, size and type. From central London to major towns and cities; from market towns to rural villages, countryside to the coast – we build in locations our customers love. And whatever home you are looking for, whether that's a city penthouse, a modern studio apartment or traditional family home, you will find the perfect fit for your lifestyle.

QUALITY FIRST TO LAST

Quality is the defining characteristic of a Berkeley development, right down to the very last detail. We choose our locations, style of homes, construction practices, materials and specifications with great care. When you buy a new home from Berkeley you can be safe in the knowledge that it is built to high standards of design and quality, has low environmental impact and that you will receive a professional, efficient and helpful service from us. For extra peace of mind, all new properties come with a 10-year build warranty.

GREEN LIVING

For St Joseph, sustainability isn't simply the latest buzzword. We are committed to creating a better environment within our developments and in the areas that surround them. That's why we build on brownfield sites whenever we can, bringing new life to disused and unloved spaces. We take care to protect the natural environment and enhance biodiversity. All our homes are designed to reduce water and energy consumption, and to enable residents to recycle waste.

COMMITMENT TO THE FUTURE

When we plan a development, we take a long-term view of how the community we create can thrive in years to come. Our aim is to permanently enhance the neighbourhoods in which they are located, through intelligent design, quality landscaping, sympathetic architecture or restoration, and high standards of sustainability. We don't just build for today; we build for the future too.

Sustainability

PEOPLE, PLANET, PROSPERITY

Sustainability is fundamental to St Joseph's ethos. In simple terms, we want to ensure the long-term health, wellbeing and prosperity of people and the planet. There are a range of ways we are managing and minimising the environmental impact of our operations and delivery of homes and communities. These are the initiatives we have implemented at Glasswater Locks.

NATURE AND BIODIVERSITY

Parklands and gardens formed from trees, flowers, hedges and water features – these are the fundamentals of a thriving natural environment that can be enjoyed by everyone, even in the heart of Birmingham. Each of these elements is part of our commitment to a net biodiversity gain on our developments. At Glasswater Locks, we have created habitats that encourage wildlife to flourish. We are working with Murdoch Wickham to provide a contemporary, wildlife-friendly landscape, that engages with our residents.

WASTE AND RECYCLING


We actively encourage all residents to reduce their waste wherever possible. In addition to external recycling bins, we provide integrated recycling bins in kitchens to make it easier to separate and recycle waste.

WATER EFFICIENCY

Our homes are designed to high water efficiency standards and are fitted with dual flush WCs, and basin taps with flow regulators which use less water without compromising convenience and comfort. We also suggest simple steps to reduce water consumption, such as not leaving taps running unnecessarily.

ENERGY EFFICIENCY

Efficient use of electricity and gas helps lower fuel bills and reduces carbon emissions. Our homes have been designed to use less energy than a standard home. They have enhanced levels of thermal insulation and air-tightness. All lighting is low energy with most kitchen appliances A rated as a minimum.



NOISE REDUCTION

We can't eliminate noise, but we consider the impact of noise in the design of our homes. We consider external noise, such as from nearby roads, and internal noise including the transfer between rooms and floors. We incorporate measures to reduce the different types of noise wherever possible to create a quieter environment.

CLEAN AIR

It is hard to avoid polluted air, particularly in our cities. Throughout Glasswater Locks we have planted trees, shrubs and flower beds to help create a cleaner air environment.

SUSTAINABLE TRANSPORT

We also provide cycle paths, secure cycle parks and car charging points to encourage the use of sustainable methods of transport, to help reduce air pollution around the development and the wider area. These active methods of transport also help encourage healthier lifestyles.

STEWARDSHIP

Maintaining our communal open spaces and facilities in perpetuity is an important benefit to the whole community. We work with managing agents and residents to ensure the development remains in pristine condition.

FUTURE-PROOF DESIGN

From the early stages of design, we assess how our homes will stand up to the future effects of climate change, such as how they will be affected by higher summer temperatures, periods of drought, or more extreme rainfall. We are constantly researching how we can ensure our homes and developments are more resilient to these extremes to understand what new innovative technologies we should use in our future designs.



Contact us

GLASSWATER LOCKS SALES & MARKETING SUITE

Belmont Row, Birmingham, B4 7RQ

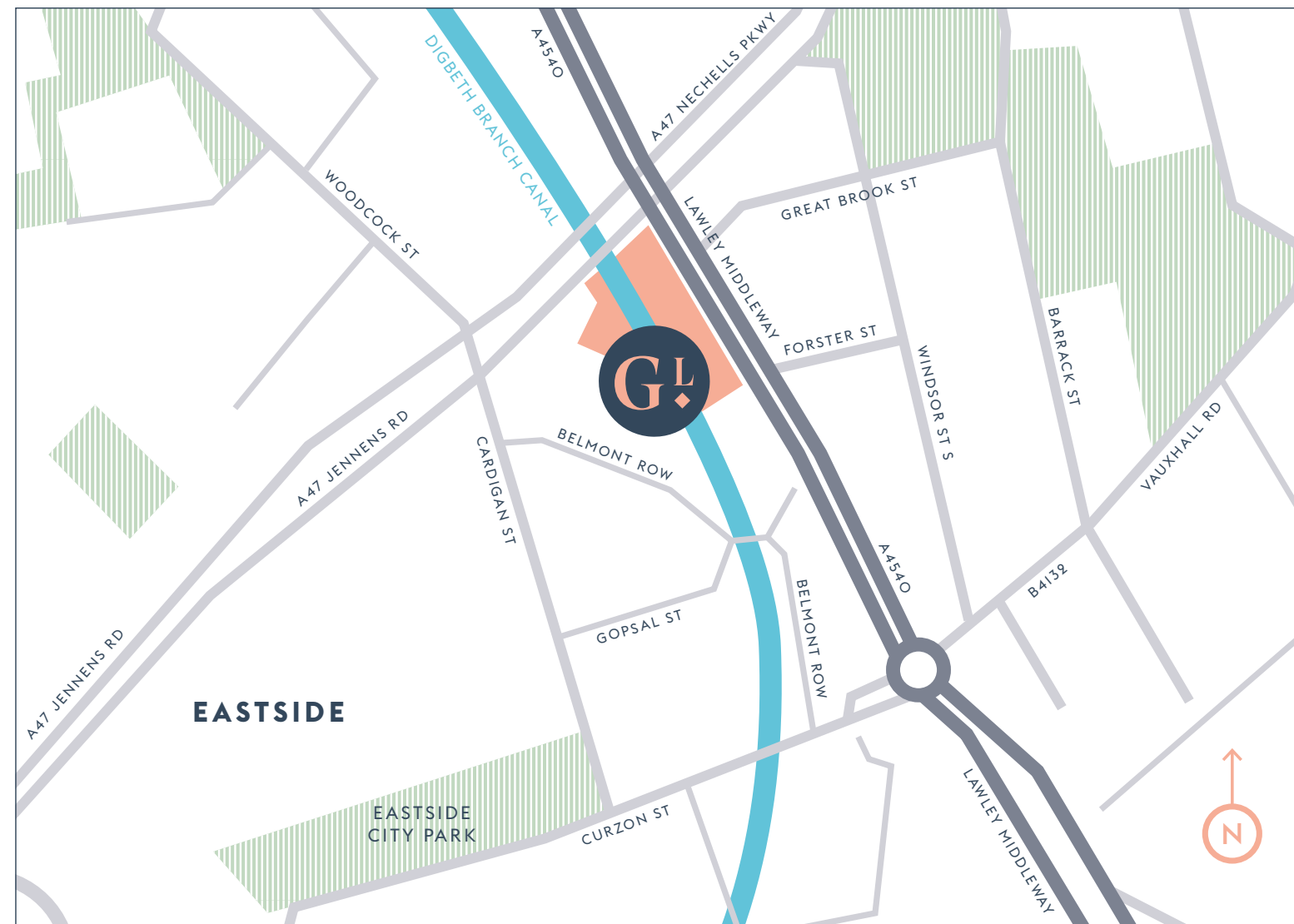
For further information or enquiries,
please contact us on the following:

TELEPHONE

+44 (0) 121 387 3400

VISIT

glasswaterlocks.co.uk



The information in this document is indicative and is intended to act as a guide only as to the finished product. Accordingly, due to Berkeley St Joseph's policy of continuous improvement, the finished product may vary from the information provided. It may not be possible to provide the exact materials as referred to in the brochure. In such cases a suitable alternative will be provided. Berkeley St Joseph reserves the right to make these changes as required. These particulars should not be relied upon as statements of fact or representations and applicants must satisfy themselves by inspection or otherwise as to their correctness. This information does not constitute a contract or warranty. The dimensions given on plans are subject to minor variations and are not intended to be used for carpet sizes, appliance sizes or items of furniture. Glasswater Locks is a marketing name and will not necessarily form part of the approved postal address. Applicants are advised to contact Berkeley St Joseph to ascertain the availability of any particular property. J4O5/O5CA/O422_v2.



GLASSWATERLOCKS.CO.UK



Proud to be a member of the
Berkeley Group of companies