



**Welcome to
your new home
in Crewe**



**2, 3 & 4
bedroom homes**



**Semi detached
& detached**



Freehold

Introducing...

The Pavilions


The Pavilions is Seddon Homes' modern development in Crewe, Cheshire, comprising 2, 3 & 4 bedroom new build homes. Each house will be built to Seddon Homes' renowned quality, and offer perfectly designed layouts. Our newest residents will not only have the home of their dreams, but also be within easy reach of a full range of local amenities, green spaces and transport links. The Pavilions will be conveniently situated just 2 miles from the town centre!

But that's not all – each one of our stunning new homes comes with a wide array of high-specification fixtures and fittings and generously sized rooms as standard.

Seddon Homes.co.uk

Arrangement of the homes

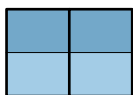
2, 3 & 4 bedroom homes



The Elton

2 bedroom semi detached apartment with parking spaces


Plots 24 & 25



The Astbury

3 bedroom semi detached house with parking spaces

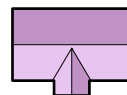
Plots 2, 8, 19, 20, 44, 48 & 54



The Bowland

3 bedroom semi detached house with parking spaces

Plots 6, 7, 17, 18, 21 & 22



The Wynbury

3 bedroom semi detached house with parking spaces

Plots 1, 9, 43, 47 & 55

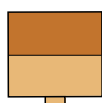


The Denholme

3 bedroom detached house with integral single garage

(side bay to some plots)

Plots 10, 15, 16, 41, 42, 49 & 50



The Chelford

4 bedroom detached house with parking spaces

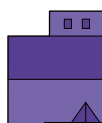
Plots 3, 14 & 40



The Mearley

4 bedroom detached house with parking spaces


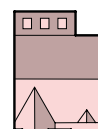
Plot 51



The Capenhurst

4 bedroom detached house with integral single garage

Plots 4, 5, 45, 46 & 53



The Hartford

4 bedroom detached house with integral single garage

Plots 11 & 52



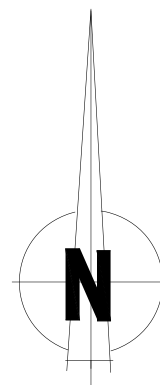
The Marsden

4 bedroom detached house with detached single garage

Plot 23




The Pavilions,
 Sydney Road,
 Crewe,
 Cheshire
 CW1 5LU



**The Denholme
 & The Hartford
 Show Homes**


Affordable homes



The Elton

2 bedroom semi detached apartment with parking spaces

Plots 26 & 27



The Brierfield

2 bedroom semi detached house with parking spaces

Plots 12 & 13

N.B. Plots 12, 13, 26 & 27 are Discount to Market Properties. Plots 28-39 are Step Down Properties for Care Home.

Artists' impressions are drawn from an imaginary viewpoint within an open space and are intended to give an impression of the house design. Photographs are from Seddon Homes developments across the North West and are intended to show typical street scenes. Neither the artists' impressions nor the photographs are intended to give an accurate description of any specific property offered for sale, its setting or its surroundings. These do not show final details of gradients of land, boundary treatments, local authority street lighting or landscaping. We aim to build according to the layout, but occasionally we do decide to change house types, boundaries, landscaping and the positions of roads, footpaths, street lighting and other features as the development proceeds. The dimensions shown of the floor plans are approximate: each home is built individually and so the precise measurements may vary from that shown although every endeavour is made to make the dimensions as accurate as possible. We give maximum dimensions that include fitted wardrobes, sloping ceilings, bay windows and any other features.

The Elton

2 bedroom semi detached apartment with parking spaces



Seddon Homes.co.uk

Ground floor apartment



Lounge/Dining Area	12'5" x 16'8"
Kitchen	8'3" x 10'5"
Master Bedroom	12'1" x 10'3"
Bedroom 2	8'3" x 9'7"
Bathroom	8'3" x 7'0"

First floor apartment



Lounge/Dining Area	12'11" x 16'8"
Kitchen	8'11" x 10'5"
Master Bedroom	12'1" x 10'3"
Bedroom 2	12'9" x 9'7"
Bathroom	8'3" x 7'0"

Artists' impressions are drawn from an imaginary viewpoint within an open space and are intended to give an impression of the house design. Photographs are from Seddon Homes developments across the North West and are intended to show typical street scenes. Neither the artists' impressions nor the photographs are intended to give an accurate description of any specific property offered for sale, its setting or its surroundings. These do not show final details of gradients of land, boundary treatments, local authority street lighting or landscaping. We aim to build according to the layout, but occasionally we do have to change house designs, boundaries, landscaping and the positions of roads, footpaths, street lighting and other features as the development proceeds. Floor plans: The dimensions shown are approximate. Each home is built individually and so the precise measurements may vary from that shown, although every endeavour is made to make the dimensions as accurate as possible. We give maximum dimensions that include fitted wardrobes, sloping ceilings, bay windows, and any other features. All layouts, including kitchens, are for illustrative purposes only and may differ by development. Please speak to your Sales Advisor for more information.

The Brierfield

2 bedroom semi detached house with parking spaces



Seddon Homes.co.uk

Ground floor



Kitchen	14'11" x 8'2"
Lounge	11'3" x 14'3"
WC	4'2" x 4'11"

First floor



Master Bedroom	14'11" x 9'10"
Bedroom 2	7'7" x 12'7"
Bathroom	7'0" x 6'6"

Artists' impressions are drawn from an imaginary viewpoint within an open space and are intended to give an impression of the house design. Photographs are from Seddon Homes developments across the North West and are intended to show typical street scenes. Neither the artists' impressions nor the photographs are intended to give an accurate description of any specific property offered for sale, its setting or its surroundings. These do not show final details of gradients of land, boundary treatments, local authority street lighting or landscaping. We aim to build according to the layout, but occasionally we do have to change house designs, boundaries, landscaping and the positions of roads, footpaths, street lighting and other features as the development proceeds. Floor plans: The dimensions shown are approximate. Each home is built individually and so the precise measurements may vary from that shown, although every endeavour is made to make the dimensions as accurate as possible. We give maximum dimensions that include fitted wardrobes, sloping ceilings, bay windows, and any other features. All layouts, including kitchens, are for illustrative purposes only and may differ by development. Please speak to your Sales Advisor for more information.

The Astbury

3 bedroom semi detached house with parking spaces




Seddon Homes.co.uk

Ground floor



Kitchen/Dining/Lounge	15'8" x 17'8"
Snug	8'1" x 9'11"
WC	3'2" x 6'4"

First floor



Master Bedroom	8'6" x 10'11"
En Suite	7'9" x 6'5"
Bedroom 2	8'6" x 9'11"
Bedroom 3	6'11" x 10'1"
Bathroom	6'11" x 6'6"

Artists' impressions are drawn from an imaginary viewpoint within an open space and are intended to give an impression of the house design. Photographs are from Seddon Homes developments across the North West and are intended to show typical street scenes. Neither the artists' impressions nor the photographs are intended to give an accurate description of any specific property offered for sale, its setting or its surroundings. These do not show final details of gradients of land, boundary treatments, local authority street lighting or landscaping. We aim to build according to the layout, but occasionally we do have to change house designs, boundaries, landscaping and the positions of roads, footpaths, street lighting and other features as the development proceeds. Floor plans: The dimensions shown are approximate. Each home is built individually and so the precise measurements may vary from that shown, although every endeavour is made to make the dimensions as accurate as possible. We give maximum dimensions that include fitted wardrobes, sloping ceilings, bay windows, and any other features. All layouts, including kitchens, are for illustrative purposes only and may differ by development. Please speak to your Sales Advisor for more information.

The Bowland

3 bedroom semi detached house with parking spaces



Seddon Homes.co.uk

Ground floor



Lounge	14'4" x 13'9"
Kitchen/Dining	13'5" x 10'11"
Utility	4'1" x 5'7"
WC	4'1" x 4'3"

First floor



Master Bedroom	10'9" x 9'8"
En Suite	7'8" x 4'7"
Bedroom 2	10'9" x 10'1"
Bedroom 3	6'11" x 7'4"
Bathroom	6'11" x 6'6"

Artists' impressions are drawn from an imaginary viewpoint within an open space and are intended to give an impression of the house design. Photographs are from Seddon Homes developments across the North West and are intended to show typical street scenes. Neither the artists' impressions nor the photographs are intended to give an accurate description of any specific property offered for sale, its setting or its surroundings. These do not show final details of gradients of land, boundary treatments, local authority street lighting or landscaping. We aim to build according to the layout, but occasionally we do have to change house designs, boundaries, landscaping and the positions of roads, footpaths, street lighting and other features as the development proceeds. Floor plans: The dimensions shown are approximate. Each home is built individually and so the precise measurements may vary from that shown, although every endeavour is made to make the dimensions as accurate as possible. We give maximum dimensions that include fitted wardrobes, sloping ceilings, bay windows, and any other features. All layouts, including kitchens, are for illustrative purposes only and may differ by development. Please speak to your Sales Advisor for more information.

The Wynbury

3 bedroom semi detached house with parking spaces



Seddon Homes.co.uk

Ground floor



Lounge	9'11" x 15'9"
Kitchen/Dining	9'11" x 15'9"
WC	3'6" x 5'2"

First floor



Master Bedroom	10'0" x 10'10"
En Suite	10'0" x 4'8"
Bedroom 2	10'0" x 8'6"
Bedroom 3	10'0" x 6'11"
Bathroom	7'3" x 6'6"

Artists' impressions are drawn from an imaginary viewpoint within an open space and are intended to give an impression of the house design. Photographs are from Seddon Homes developments across the North West and are intended to show typical street scenes. Neither the artists' impressions nor the photographs are intended to give an accurate description of any specific property offered for sale, its setting or its surroundings. These do not show final details of gradients of land, boundary treatments, local authority street lighting or landscaping. We aim to build according to the layout, but occasionally we do have to change house designs, boundaries, landscaping and the positions of roads, footpaths, street lighting and other features as the development proceeds. Floor plans: The dimensions shown are approximate. Each home is built individually and so the precise measurements may vary from that shown, although every endeavour is made to make the dimensions as accurate as possible. We give maximum dimensions that include fitted wardrobes, sloping ceilings, bay windows, and any other features. All layouts, including kitchens, are for illustrative purposes only and may differ by development. Please speak to your Sales Advisor for more information.

The Denholme

3 bedroom detached house with integral single garage *(side bay to some plots)*



Seddon Homes.co.uk

Ground floor



Kitchen/Dining/Family Area	20'6" x 12'1"
Lounge	7'10" x 14'7"
WC	5'0" x 3'10"
Garage	7'11" x 15'10"

First floor



Master Bedroom	12'1" x 11'2"
En Suite	8'7" x 4'7"
Bedroom 2	12'2" x 10'9"
Bedroom 3	8'0" x 12'3"
Bathroom	8'2" x 7'2"

Artists' impressions are drawn from an imaginary viewpoint within an open space and are intended to give an impression of the house design. Photographs are from Seddon Homes developments across the North West and are intended to show typical street scenes. Neither the artists' impressions nor the photographs are intended to give an accurate description of any specific property offered for sale, its setting or its surroundings. These do not show final details of gradients of land, boundary treatments, local authority street lighting or landscaping. We aim to build according to the layout, but occasionally we do have to change house designs, boundaries, landscaping and the positions of roads, footpaths, street lighting and other features as the development proceeds. Floor plans: The dimensions shown are approximate. Each home is built individually and so the precise measurements may vary from that shown, although every endeavour is made to make the dimensions as accurate as possible. We give maximum dimensions that include fitted wardrobes, sloping ceilings, bay windows, and any other features. All layouts, including kitchens, are for illustrative purposes only and may differ by development. Please speak to your Sales Advisor for more information.

The Chelford

4 bedroom detached house with parking spaces



Seddon Homes.co.uk

Ground floor



Lounge	11'1" x 17'5"
Kitchen	11'9" x 8'10"
Dining Room	8'1" x 13'3"
WC	6'6" x 4'4"

First floor



Master Bedroom	11'3" x 12'8"
En Suite	6'5" x 8'1"
Bedroom 2	8'2" x 11'4"
Bedroom 3	8'2" x 10'7"
Bedroom 4	7'7" x 9'3"
Bathroom	7'0" x 5'9"

Artists' impressions are drawn from an imaginary viewpoint within an open space and are intended to give an impression of the house design. Photographs are from Seddon Homes developments across the North West and are intended to show typical street scenes. Neither the artists' impressions nor the photographs are intended to give an accurate description of any specific property offered for sale, its setting or its surroundings. These do not show final details of gradients of land, boundary treatments, local authority street lighting or landscaping. We aim to build according to the layout, but occasionally we do have to change house designs, boundaries, landscaping and the positions of roads, footpaths, street lighting and other features as the development proceeds. Floor plans: The dimensions shown are approximate. Each home is built individually and so the precise measurements may vary from that shown, although every endeavour is made to make the dimensions as accurate as possible. We give maximum dimensions that include fitted wardrobes, sloping ceilings, bay windows, and any other features. All layouts, including kitchens, are for illustrative purposes only and may differ by development. Please speak to your Sales Advisor for more information.

The Mearley

4 bedroom detached house with parking spaces



Seddon Homes.co.uk

Ground floor



Lounge	12'7" x 19'1"
Kitchen/Dining Area	10'8" x 19'1"
Utility	7'6" x 5'5"
WC	3'7" x 6'8"

First floor



Master Bedroom	11'7" x 11'6"
En Suite	4'7" x 7'3"
Bedroom 2	10'10" x 9'5"
Bedroom 3	10'10" x 9'5"
Bedroom 4	8'5" x 6'11"
Bathroom	5'7" x 7'3"

Artists' impressions are drawn from an imaginary viewpoint within an open space and are intended to give an impression of the house design. Photographs are from Seddon Homes developments across the North West and are intended to show typical street scenes. Neither the artists' impressions nor the photographs are intended to give an accurate description of any specific property offered for sale, its setting or its surroundings. These do not show final details of gradients of land, boundary treatments, local authority street lighting or landscaping. We aim to build according to the layout, but occasionally we do have to change house designs, boundaries, landscaping and the positions of roads, footpaths, street lighting and other features as the development proceeds. Floor plans: The dimensions shown are approximate. Each home is built individually and so the precise measurements may vary from that shown, although every endeavour is made to make the dimensions as accurate as possible. We give maximum dimensions that include fitted wardrobes, sloping ceilings, bay windows, and any other features. All layouts, including kitchens, are for illustrative purposes only and may differ by development. Please speak to your Sales Advisor for more information.

The Capenhurst

4 bedroom detached house with integral single garage



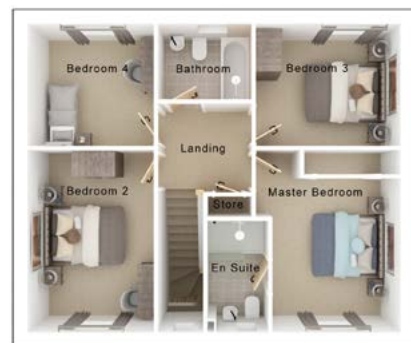
Seddon Homes.co.uk

Ground floor



Lounge	9'11" x 14'11"
Kitchen/Dining	27'7" x 9'2"
Family Area	14'8" x 8'6"
WC	3'4" x 5'6"
Garage	9'1" x 17'1"

First floor



Master Bedroom	9'6" x 11'3"
En Suite	4'6" x 8'2"
Bedroom 2	9'3" x 13'5"
Bedroom 3	10'9" x 9'1"
Bedroom 4	9'3" x 9'1"
Bathroom	6'11" x 5'7"

Artists' impressions are drawn from an imaginary viewpoint within an open space and are intended to give an impression of the house design. Photographs are from Seddon Homes developments across the North West and are intended to show typical street scenes. Neither the artists' impressions nor the photographs are intended to give an accurate description of any specific property offered for sale, its setting or its surroundings. These do not show final details of gradients of land, boundary treatments, local authority street lighting or landscaping. We aim to build according to the layout, but occasionally we do have to change house designs, boundaries, landscaping and the positions of roads, footpaths, street lighting and other features as the development proceeds. Floor plans: The dimensions shown are approximate. Each home is built individually and so the precise measurements may vary from that shown, although every endeavour is made to make the dimensions as accurate as possible. We give maximum dimensions that include fitted wardrobes, sloping ceilings, bay windows, and any other features. All layouts, including kitchens, are for illustrative purposes only and may differ by development. Please speak to your Sales Advisor for more information.

The Hartford

4 bedroom detached house with integral single garage



Seddon Homes.co.uk

Ground floor



Lounge	11'0" x 18'3" (into bay)
Kitchen/Dining	21'9" x 11'3"
Family Area	17'9" x 7'9"
Utility	4'8" x 5'11"
WC	4'8" x 5'2"
Garage	7'11" x 17'4"

First floor



Master Bedroom	11'1" x 18'0" (into bay)
En Suite 1	6'3" x 5'10"
Bedroom 2	11'5" x 11'2"
En Suite 2	8'2" x 4'7"
Bedroom 3	11'4" x 9'9"
Bedroom 4	7'6" x 11'6"
Bathroom	6'11" x 8'0"

Artists' impressions are drawn from an imaginary viewpoint within an open space and are intended to give an impression of the house design. Photographs are from Seddon Homes developments across the North West and are intended to show typical street scenes. Neither the artists' impressions nor the photographs are intended to give an accurate description of any specific property offered for sale, its setting or its surroundings. These do not show final details of gradients of land, boundary treatments, local authority street lighting or landscaping. We aim to build according to the layout, but occasionally we do have to change house designs, boundaries, landscaping and the positions of roads, footpaths, street lighting and other features as the development proceeds. Floor plans: The dimensions shown are approximate. Each home is built individually and so the precise measurements may vary from that shown, although every endeavour is made to make the dimensions as accurate as possible. We give maximum dimensions that include fitted wardrobes, sloping ceilings, bay windows, and any other features. All layouts, including kitchens, are for illustrative purposes only and may differ by development. Please speak to your Sales Advisor for more information.

The Marsden

4 bedroom detached house with detached single garage



Seddon Homes.co.uk

Ground floor



Lounge	11'0" x 18'3" (into bay)
Kitchen/Family Area	26'6" x 11'1"
Study	8'0" x 6'4"
Utility	8'0" x 6'2"
WC	8'0" x 3'5"

First floor



Master Bedroom	11'1" x 18'0" (into bay)
En Suite 1	6'3" x 5'10"
Bedroom 2	11'5" x 11'2"
En Suite 2	8'2" x 4'7"
Bedroom 3	11'4" x 9'9"
Bedroom 4	7'6" x 11'6"
Bathroom	6'11" x 8'0"

Artists' impressions are drawn from an imaginary viewpoint within an open space and are intended to give an impression of the house design. Photographs are from Seddon Homes developments across the North West and are intended to show typical street scenes. Neither the artists' impressions nor the photographs are intended to give an accurate description of any specific property offered for sale, its setting or its surroundings. These do not show final details of gradients of land, boundary treatments, local authority street lighting or landscaping. We aim to build according to the layout, but occasionally we do have to change house designs, boundaries, landscaping and the positions of roads, footpaths, street lighting and other features as the development proceeds. Floor plans: The dimensions shown are approximate. Each home is built individually and so the precise measurements may vary from that shown, although every endeavour is made to make the dimensions as accurate as possible. We give maximum dimensions that include fitted wardrobes, sloping ceilings, bay windows, and any other features. All layouts, including kitchens, are for illustrative purposes only and may differ by development. Please speak to your Sales Advisor for more information.

Finishing Touches

All house types will enjoy the following as standard:-

Construction All the homes will be traditionally built using brick and block construction with a concrete tile roof. Foundations are to be traditional strip or piled. First floors will receive moisture resistant boarding.

Comfort and Security Gas fired, thermostatically controlled central heating with combi-boilers to 3 and 4 bedroom homes. Glass fibre roof insulation. Highly insulated walls. Locking uPVC windows with energy saving glazing. Multi point lock to front and rear doors. All plots to benefit from in roof photovoltaic (solar Panels).

Finishing Touches Contemporary skirting board and architrave. Flush panel white ladder style internal doors with chrome lever furniture. Builders Robe to master bedroom or Dressing area on 4 bed homes. Chrome sockets and switch plates to kitchen, bathroom and en suite/s.

Paintwork Front, rear, personnel and garage doors finished in accordance with architect's specification. White satin to all internal timbers including stair spindles. Plastered walls and ceilings will receive white matt emulsion.

Bathrooms, En Suites and Cloakrooms Stylish white sanitary ware from Ideal Standard mostly incorporated within a tiled boxed unit with laminate over shelf to selected rooms. Glazed shower cubicles with thermostatic mains showers with waterfall shower head where applicable (except second en suite which will be electric to properties with combi boilers). Mixers to all baths. Chromium plated ceramic disk taps. Half height European wall tiling around bath and full height to shower cubicles with splash back elsewhere to tiler's discretion. Chrome LED downlights and heated towel rail to all en suites & bathrooms (excludes cloaks).

Electrical TV points to lounge and master bedroom. BT socket outlets to lounge, master bedroom and study (where applicable). Shaver points to bathroom and en suite. USB charging sockets to kitchen & master bedroom. Loft light point switched to landing. All internal light points low energy. LED dual porch light. Chrome effect door bell and chimes.

External Black uPVC fascia, ventilated soffit and rainwater goods. Turfed front & rear gardens. Where there is an existing tree within the plot boundary we would typically not turf under the circumference of the canopy. Tarmac driveway. Timber close boarded fencing & gate. Light and power point to garage. Garden tap. Estate landscaping in accordance with architect's approved layout. Smartload Deta car charging point.

Warranty All homes carry the NHBC 10-year warranty (from date of CML sign off).

Tenure Freehold. Maintenance fee is estimated £200 per annum.

General Seddon Homes operates under the Consumer Code for Home Builders guidance. A copy of the Code is available from any member of our team and will be given to all buyers at point of reservation or can be downloaded from our website www.seddonhomes.co.uk/consumercode.

Seddon Homes.co.uk

DRAFT

Kitchen Finishing Touches	Elton	Brierfield	Astbury	Bowland	Wynbury	Denholme	Chelford	Mearley	Capenhurst	Hartford	Marsden
4 ring gas hob	✓	✓	✓	✓							
5 ring gas hob					✓	✓	✓	✓	✓	✓	✓
Single electric oven	✓	✓	✓	✓							
Double electric oven					✓	✓	✓	✓	✓	✓	✓
60cm stainless steel chimney cooker hood	✓	✓		✓							
90cm stainless steel chimney cooker hood						✓	✓	✓	✓		
90cm island cooker hood			✓							✓	✓
Integrated 50/50 fridge freezer	✓	✓	✓	✓	✓	✓	✓	✓	✓	✓	✓
Integrated washer			✓		✓	✓	✓	✓	✓		
Ceramic floor tiles to kitchen area only	✓	✓	✓	✓	✓	✓	✓	✓	✓	✓	✓
Rigid built cabinetry – 6 collections available*	✓	✓	✓	✓	✓	✓	✓	✓	✓	✓	✓
Hard wearing high quality laminate worktops	✓	✓	✓	✓	✓	✓	✓	✓	✓	✓	✓
Under cupboard LED lights	✓	✓	✓	✓	✓	✓	✓	✓	✓	✓	✓
Soft close doors & drawers	✓	✓	✓	✓	✓	✓	✓	✓	✓	✓	✓
Chrome LED downlights to kitchen area only	✓	✓	✓	✓	✓	✓	✓	✓	✓	✓	✓

*Subject to build stage

This specification is for general guidance only and purchasers are requested to satisfy themselves fully of the specification applicable to the home of their choice before reservation. Seddon Homes pursues a policy of continuous improvement so whilst every effort has been made to ensure this information is correct, it is intended only as a guide and the company reserves the right to alter the specification as necessary and without prior notice. This does not form any part of a contract or sale. Please note that plots may be subject to amended specifications under new regulations. Due to ongoing supply chain issues, it may be necessary to substitute the specification with an alternative brand or model number. Please speak to your Sales Advisor for more information.

Why buy in Crewe?

Once known as the centre of the railroad industry, Crewe offers the perfect blend of urban convenience and serene living for new home buyers. Ideally located, The Pavilions provides easy access to major cities and a plethora of leisure and business opportunities in an area that is considered to be up-and-coming, with a growing and vibrant community waiting to welcome you. You'll find an eclectic mix of local and independent amenities, including shops, restaurants, theatres, and even a thriving live music scene.

Marketing Suite open
Thursday to Monday,
10am - 5pm

07581 062983

thepavilions@seddonhomes.co.uk

Crewe is home to many schools that are highly rated by Ofsted, achieving ratings of "Good" or "Outstanding" across all levels, from primary to secondary and college. Notably, a Crewe high school was recently ranked as the second best in Cheshire for 2023, according to the Sunday Times Parent Power Guide, St Thomas More Catholic High School. Additionally, there are plenty of opportunities for further education available in and around the Crewe area, with easy access to universities in Chester, Liverpool and Manchester. This makes it an excellent choice for families buying a new house in the area, or those who may be looking to grow their family in the future.



Find us

The Pavilions, Sydney Road,
Crewe, Cheshire, CW1 5LU



CONSUMER
CODE FOR
HOME BUILDERS

www.consumercode.co.uk

Seddon Homes Limited

Birchwood One Business Park,
Dewhurst Road, Birchwood
Warrington, WA3 7GB



Seddon Homes.co.uk