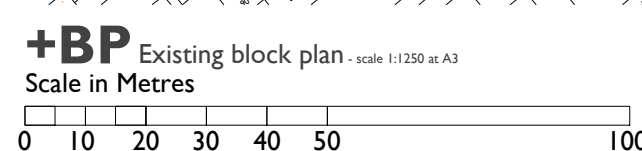
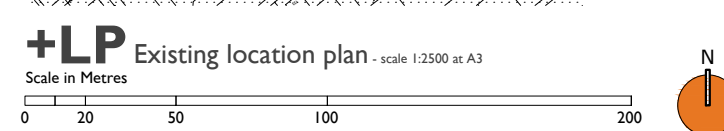
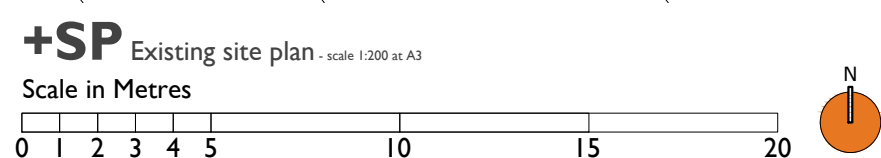


Please note: Refer to 'type' of drawing below; planning drawings should only be treated as such.



JOB	CHECKED
102A TIDESWELL RD	LRA
EASTBOURNE	DRAWN
EAST SUSSEX	BH
BN21 3RT	
CLIENT	DATE
MESSRS MASON	03.24
	SCALE
	1:200/1250/2500 @ A3
DRAWING	REVISION
EXISTING SITE AND LOCATION PLANS	NUMBER
	2233-EX-000

DO NOT SCALE FROM THIS DRAWING. THIS DRAWING IS COPYRIGHT ©