



Welcome to  
your new home  
in Burnley



2, 3 & 4  
bedroom homes



Semi detached  
& detached



Freehold

Introducing...

## Buttercross Hall

Buttercross Hall is Seddon Homes' charming new build development situated in Habergham Eaves, in the southern outskirts of Burnley, near to Burnley Golf Club and flanked by beautiful countryside. The Buttercross Hall estate will feature a mix of luxury, solid, traditional build 2, 3 & 4 bedroom homes. Designed for quality, comfort and style, with a wealth of modern fixtures and popular design features, our new homes set the standard for energy performance and carbon emissions.

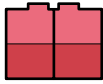
Enjoy the best of both worlds: the peace and quiet of rural living combined with easy access to urban amenities. Habergham Eaves is a great place to live, with excellent schools, beautiful countryside and convenient transportation links.

---

**Seddon Homes.co.uk**

# The Homes

2, 3 & 4 bedrooms



## The Brierfield

2 bedroom semi detached house with parking spaces


Plot 16



## The Prestbury

3 bedroom detached dormer bungalow with detached single garage

Plot 1



## The Astbury

3 bedroom semi detached house with parking spaces


Plots 10, 11, 13, 25, 35, 39, 40, 54, 64, 70, 86, 93, 97 & 105



## The Bowland

3 bedroom semi detached house with parking spaces

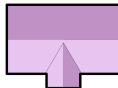
Plots 21, 22, 43, 44, 49, 50, 71, 72, 87, 88, 100, 101, 103 & 104



## The Shelley

3 bedroom semi detached house with parking spaces

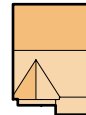
Plots 17, 18, 59 & 60



## The Wynbury

3 bedroom semi detached house with parking spaces

Plots 12, 26, 36, 38, 41, 55, 65, 69, 85, 92, 96 & 106



## The Denholme

3 bedroom detached house with integral single garage

Plots 3, 6, 8, 9, 34, 56, 74 & 75



## The Mearley

4 bedroom detached house with parking spaces

*(Side windows on first floor to some plots)*

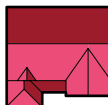
Plots 5, 27, 37, 42, 51, 61, 73, 78, 80, 83, 84, 89, 95, 98, 102 & 107



## The Brearley

4 bedroom detached house with integral single garage

Plots 28, 33, 52 & 53



## The Carron

4 bedroom detached house with integral single garage

Plots 2, 30, 31, 45, 48, 66, 94, 110 & 111



## The Kerridge

4 bedroom detached house with integral single garage

Plots 7, 29, 32, 46 & 47

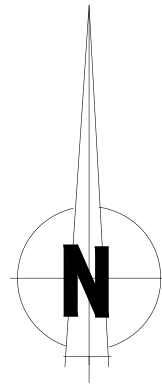


## The Marsden

4 bedroom detached house with detached single/double garage

Plots 4, 19, 20, 62, 63, 67, 68, 76, 77, 79, 81, 82, 99, 108 & 109





Buttercross Hall,  
Off Rossendale Road,  
Burnley,  
Lancashire,  
BB11 5FF



N.B. Plots 14, 15, 23, 24, 57, 58, 90 & 91 are Affordable Properties.

Artists' impressions are drawn from an imaginary viewpoint within an open space and are intended to give an impression of the house design. Photographs are from Seddon Homes developments across the North West and are intended to show typical street scenes. Neither the artists' impressions nor the photographs are intended to give an accurate description of any specific property offered for sale, its setting or its surroundings. These do not show final details of gradients of land, boundary treatments, local authority street lighting or landscaping. We aim to build according to the layout, but occasionally we do decide to change house types, boundaries, landscaping and the positions of roads, footpaths, street lighting and other features as the development proceeds. The dimensions shown of the floor plans are approximate: each home is built individually and so the precise measurements may vary from that shown although every endeavour is made to make the dimensions as accurate as possible. We give maximum dimensions that include fitted wardrobes, sloping ceilings, bay windows and any other features.

# The Brierfield

2 bedroom semi detached house with parking spaces



**Seddon Homes.co.uk**

Ground floor



Kitchen	14'11" x 8'2"
Lounge	11'3" x 14'3"
WC	4'2" x 4'11"

First floor



Master Bedroom	14'11" x 9'10"
Bedroom 2	7'7" x 12'7"
Bathroom	7'0" x 6'6"

Artists' impressions are drawn from an imaginary viewpoint within an open space and are intended to give an impression of the house design. Photographs are from Seddon Homes developments across the North West and are intended to show typical street scenes. Neither the artists' impressions nor the photographs are intended to give an accurate description of any specific property offered for sale, its setting or its surroundings. These do not show final details of gradients of land, boundary treatments, local authority street lighting or landscaping. We aim to build according to the layout, but occasionally we do have to change house designs, boundaries, landscaping and the positions of roads, footpaths, street lighting and other features as the development proceeds. Floor plans: The dimensions shown are approximate. Each home is built individually and so the precise measurements may vary from that shown, although every endeavour is made to make the dimensions as accurate as possible. We give maximum dimensions that include fitted wardrobes, sloping ceilings, bay windows, and any other features. All layouts, including kitchens, are for illustrative purposes only and may differ by development. Please speak to your Sales Advisor for more information.



# The Prestbury

3 bedroom detached dormer bungalow with detached single garage



**Seddon Homes.co.uk**

Ground floor



Kitchen/Dining/Lounge	20'3" x 12'6"
Bedroom 3/Lounge	13'2" x 10'3"
Bathroom	8'9" x 5'7"

First floor



Master Bedroom (into dormer)	16'10" x 12'11"
Bedroom 2	12'8" x 11'4"
Shower Room	6'7" x 4'11"

Artists' impressions are drawn from an imaginary viewpoint within an open space and are intended to give an impression of the house design. Photographs are from Seddon Homes developments across the North West and are intended to show typical street scenes. Neither the artists' impressions nor the photographs are intended to give an accurate description of any specific property offered for sale, its setting or its surroundings. These do not show final details of gradients of land, boundary treatments, local authority street lighting or landscaping. We aim to build according to the layout, but occasionally we do have to change house designs, boundaries, landscaping and the positions of roads, footpaths, street lighting and other features as the development proceeds. Floor plans: The dimensions shown are approximate. Each home is built individually and so the precise measurements may vary from that shown, although every endeavour is made to make the dimensions as accurate as possible. We give maximum dimensions that include fitted wardrobes, sloping ceilings, bay windows, and any other features. All layouts, including kitchens, are for illustrative purposes only and may differ by development. Please speak to your Sales Advisor for more information.

# The Astbury

3 bedroom semi detached house with parking spaces




**Seddon Homes.co.uk**

Ground floor



Kitchen/Dining/Lounge	15'8" x 17'8"
Snug	8'1" x 9'11"
WC	3'2" x 6'4"

First floor



Master Bedroom	8'6" x 10'11"
En Suite	7'9" x 6'5"
Bedroom 2	8'6" x 9'11"
Bedroom 3	6'11" x 10'1"
Bathroom	6'11" x 6'6"

Artists' impressions are drawn from an imaginary viewpoint within an open space and are intended to give an impression of the house design. Photographs are from Seddon Homes developments across the North West and are intended to show typical street scenes. Neither the artists' impressions nor the photographs are intended to give an accurate description of any specific property offered for sale, its setting or its surroundings. These do not show final details of gradients of land, boundary treatments, local authority street lighting or landscaping. We aim to build according to the layout, but occasionally we do have to change house designs, boundaries, landscaping and the positions of roads, footpaths, street lighting and other features as the development proceeds. Floor plans: The dimensions shown are approximate. Each home is built individually and so the precise measurements may vary from that shown, although every endeavour is made to make the dimensions as accurate as possible. We give maximum dimensions that include fitted wardrobes, sloping ceilings, bay windows, and any other features. All layouts, including kitchens, are for illustrative purposes only and may differ by development. Please speak to your Sales Advisor for more information.



# The Bowland

3 bedroom semi detached house with parking spaces



Seddon Homes.co.uk

Ground floor



Lounge	14'6" x 13'9"
Kitchen/Dining	12'5" x 10'11"
Utility	5'7" x 4'9"
WC	5'3" x 5'2"

First floor



Master Bedroom	10'7" x 9'8"
En Suite	7'5" x 4'6"
Bedroom 2	10'7" x 10'2"
Bedroom 3	7'1" x 7'4"
Bathroom	7'1" x 6'6"

Artists' impressions are drawn from an imaginary viewpoint within an open space and are intended to give an impression of the house design. Photographs are from Seddon Homes developments across the North West and are intended to show typical street scenes. Neither the artists' impressions nor the photographs are intended to give an accurate description of any specific property offered for sale, its setting or its surroundings. These do not show final details of gradients of land, boundary treatments, local authority street lighting or landscaping. We aim to build according to the layout, but occasionally we do have to change house designs, boundaries, landscaping and the positions of roads, footpaths, street lighting and other features as the development proceeds. Floor plans: The dimensions shown are approximate. Each home is built individually and so the precise measurements may vary from that shown, although every endeavour is made to make the dimensions as accurate as possible. We give maximum dimensions that include fitted wardrobes, sloping ceilings, bay windows, and any other features. All layouts, including kitchens, are for illustrative purposes only and may differ by development. Please speak to your Sales Advisor for more information.

# The Shelley

3 bedroom semi detached house with parking spaces



Seddon Homes.co.uk

Ground floor



Lounge	13'8" x 12'3"
Kitchen/Dining	12'8" x 10'3"
Utility	4'2" x 5'3"
WC	4'2" x 4'8"

First floor



Master Bedroom	10'0" x 12'5"
Bedroom 2	10'0" x 10'0"
Bedroom 3	6'11" x 6'1"
Bathroom	6'11" x 6'6"

Artists' impressions are drawn from an imaginary viewpoint within an open space and are intended to give an impression of the house design. Photographs are from Seddon Homes developments across the North West and are intended to show typical street scenes. Neither the artists' impressions nor the photographs are intended to give an accurate description of any specific property offered for sale, its setting or its surroundings. These do not show final details of gradients of land, boundary treatments, local authority street lighting or landscaping. We aim to build according to the layout, but occasionally we do have to change house designs, boundaries, landscaping and the positions of roads, footpaths, street lighting and other features as the development proceeds. Floor plans: The dimensions shown are approximate. Each home is built individually and so the precise measurements may vary from that shown, although every endeavour is made to make the dimensions as accurate as possible. We give maximum dimensions that include fitted wardrobes, sloping ceilings, bay windows, and any other features. All layouts, including kitchens, are for illustrative purposes only and may differ by development. Please speak to your Sales Advisor for more information.



# The Wynbury

3 bedroom semi detached house with parking spaces



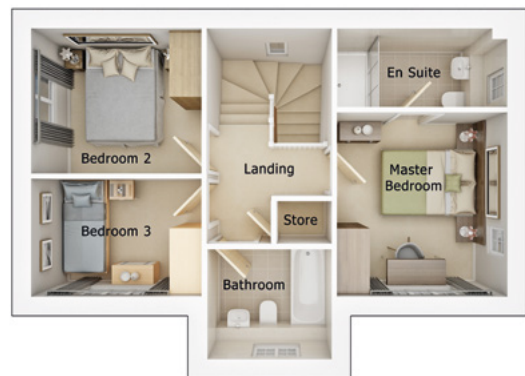
**Seddon Homes.co.uk**

Ground floor



Lounge	9'10" x 15'9"
Kitchen/Dining	9'10" x 15'9"
WC	3'7" x 5'5"

First floor



Master Bedroom	10'0" x 10'10"
En Suite	10'0" x 4'7"
Bedroom 2	10'0" x 8'6"
Bedroom 3	10'0" x 6'11"
Bathroom	7'3" x 6'6"

Artists' impressions are drawn from an imaginary viewpoint within an open space and are intended to give an impression of the house design. Photographs are from Seddon Homes developments across the North West and are intended to show typical street scenes. Neither the artists' impressions nor the photographs are intended to give an accurate description of any specific property offered for sale, its setting or its surroundings. These do not show final details of gradients of land, boundary treatments, local authority street lighting or landscaping. We aim to build according to the layout, but occasionally we do have to change house designs, boundaries, landscaping and the positions of roads, footpaths, street lighting and other features as the development proceeds. Floor plans: The dimensions shown are approximate. Each home is built individually and so the precise measurements may vary from that shown, although every endeavour is made to make the dimensions as accurate as possible. We give maximum dimensions that include fitted wardrobes, sloping ceilings, bay windows, and any other features. All layouts, including kitchens, are for illustrative purposes only and may differ by development. Please speak to your Sales Advisor for more information.

# The Denholme

3 bedroom detached house with integral single garage



Seddon Homes.co.uk

Ground floor



Kitchen/Dining/Family Area	20'6" x 12'1"
Lounge	7'10" x 14'7"
WC	5'0" x 3'10"
Garage	7'11" x 15'10"

First floor



Master Bedroom	12'1" x 11'4"
En Suite	8'7" x 4'6"
Bedroom 2	12'2" x 10'9"
Bedroom 3	8'0" x 12'3"
Bathroom	8'2" x 7'2"

Artists' impressions are drawn from an imaginary viewpoint within an open space and are intended to give an impression of the house design. Photographs are from Seddon Homes developments across the North West and are intended to show typical street scenes. Neither the artists' impressions nor the photographs are intended to give an accurate description of any specific property offered for sale, its setting or its surroundings. These do not show final details of gradients of land, boundary treatments, local authority street lighting or landscaping. We aim to build according to the layout, but occasionally we do have to change house designs, boundaries, landscaping and the positions of roads, footpaths, street lighting and other features as the development proceeds. Floor plans: The dimensions shown are approximate. Each home is built individually and so the precise measurements may vary from that shown, although every endeavour is made to make the dimensions as accurate as possible. We give maximum dimensions that include fitted wardrobes, sloping ceilings, bay windows, and any other features. All layouts, including kitchens, are for illustrative purposes only and may differ by development. Please speak to your Sales Advisor for more information.



# The Mearley

4 bedroom detached house with parking spaces *(Side windows on first floor to some plots)*



**Seddon Homes.co.uk**

Ground floor



Lounge	10'8" x 19'1"
Kitchen/Dining Area	10'8" x 19'1"
Utility	7'5" x 5'5"
WC	3'9" x 6'9"

First floor



Master Bedroom	11'7" x 11'6"
En Suite	4'6" x 7'3"
Bedroom 2	10'10" x 9'5"
Bedroom 3	10'10" x 9'5"
Study/Bedroom 4	8'4" x 6'11"
Bathroom	5'7" x 7'3"

Artists' impressions are drawn from an imaginary viewpoint within an open space and are intended to give an impression of the house design. Photographs are from Seddon Homes developments across the North West and are intended to show typical street scenes. Neither the artists' impressions nor the photographs are intended to give an accurate description of any specific property offered for sale, its setting or its surroundings. These do not show final details of gradients of land, boundary treatments, local authority street lighting or landscaping. We aim to build according to the layout, but occasionally we do have to change house designs, boundaries, landscaping and the positions of roads, footpaths, street lighting and other features as the development proceeds. Floor plans: The dimensions shown are approximate. Each home is built individually and so the precise measurements may vary from that shown, although every endeavour is made to make the dimensions as accurate as possible. We give maximum dimensions that include fitted wardrobes, sloping ceilings, bay windows, and any other features. All layouts, including kitchens, are for illustrative purposes only and may differ by development. Please speak to your Sales Advisor for more information.

# The Brearley

4 bedroom detached house with integral single garage



**Seddon Homes.co.uk**

Ground floor



Lounge	10'11" x 16'8"
Kitchen/Dining	21'7" x 11'2"
Utility	4'7" x 5'10"
WC	4'7" x 5'1"
Garage	7'10" x 17'4"

First floor



Master Bedroom	10'9" x 14'4"
En Suite 1	6'3" x 5'10"
Bedroom 2	11'5" x 10'11"
En Suite 2	8'0" x 4'10"
Bedroom 3	11'4" x 9'9"
Study/Bedroom 4	7'6" x 11'6"
Bathroom	6'11" x 8'0"

Artists' impressions are drawn from an imaginary viewpoint within an open space and are intended to give an impression of the house design. Photographs are from Seddon Homes developments across the North West and are intended to show typical street scenes. Neither the artists' impressions nor the photographs are intended to give an accurate description of any specific property offered for sale, its setting or its surroundings. These do not show final details of gradients of land, boundary treatments, local authority street lighting or landscaping. We aim to build according to the layout, but occasionally we do have to change house designs, boundaries, landscaping and the positions of roads, footpaths, street lighting and other features as the development proceeds. Floor plans: The dimensions shown are approximate. Each home is built individually and so the precise measurements may vary from that shown, although every endeavour is made to make the dimensions as accurate as possible. We give maximum dimensions that include fitted wardrobes, sloping ceilings, bay windows, and any other features. All layouts, including kitchens, are for illustrative purposes only and may differ by development. Please speak to your Sales Advisor for more information.



# The Carron

4 bedroom detached house with integral single garage



**Seddon Homes.co.uk**

Ground floor



Lounge	11'4" x 14'10"
Kitchen/Family Area	30'10" x 9'11"
WC	3'6" x 6'6"
Garage	9'9" x 19'7"

First floor



Master Bedroom	10'4" x 11'3"
En Suite	8'3" x 4'6"
Bedroom 2	10'11" x 10'0"
Bedroom 3	11'4" x 8'11"
Bedroom 4	10'0" x 10'3"
Bathroom	6'11" x 6'6"

Artists' impressions are drawn from an imaginary viewpoint within an open space and are intended to give an impression of the house design. Photographs are from Seddon Homes developments across the North West and are intended to show typical street scenes. Neither the artists' impressions nor the photographs are intended to give an accurate description of any specific property offered for sale, its setting or its surroundings. These do not show final details of gradients of land, boundary treatments, local authority street lighting or landscaping. We aim to build according to the layout, but occasionally we do have to change house designs, boundaries, landscaping and the positions of roads, footpaths, street lighting and other features as the development proceeds. Floor plans: The dimensions shown are approximate. Each home is built individually and so the precise measurements may vary from that shown, although every endeavour is made to make the dimensions as accurate as possible. We give maximum dimensions that include fitted wardrobes, sloping ceilings, bay windows, and any other features. All layouts, including kitchens, are for illustrative purposes only and may differ by development. Please speak to your Sales Advisor for more information.



# The Kerridge

4 bedroom detached house with integral single garage



Seddon Homes.co.uk

Ground floor



Lounge	9'2" x 15'10"
Kitchen/Dining/Family Area	27'7" x 13'1"
WC	3'4" x 5'3"
Garage	9'9" x 19'8"

First floor



Master Bedroom	11'8" x 13'4"
En Suite 1	5'2" x 8'6"
Bedroom 2	9'10" x 10'11"
En Suite 2	9'10" x 4'6"
Bedroom 3	9'7" x 12'2"
Bedroom 4	9'11" x 9'7"
Bathroom	9'11" x 6'11"

Artists' impressions are drawn from an imaginary viewpoint within an open space and are intended to give an impression of the house design. Photographs are from Seddon Homes developments across the North West and are intended to show typical street scenes. Neither the artists' impressions nor the photographs are intended to give an accurate description of any specific property offered for sale, its setting or its surroundings. These do not show final details of gradients of land, boundary treatments, local authority street lighting or landscaping. We aim to build according to the layout, but occasionally we do have to change house designs, boundaries, landscaping and the positions of roads, footpaths, street lighting and other features as the development proceeds. Floor plans: The dimensions shown are approximate. Each home is built individually and so the precise measurements may vary from that shown, although every endeavour is made to make the dimensions as accurate as possible. We give maximum dimensions that include fitted wardrobes, sloping ceilings, bay windows, and any other features. All layouts, including kitchens, are for illustrative purposes only and may differ by development. Please speak to your Sales Advisor for more information.



# The Marsden

4 bedroom detached house with detached single/double garage



Seddon Homes.co.uk

Ground floor



Lounge	10'11" x 18'4" (into bay)
Kitchen/Family Area	26'5" x 11'0"
Study	8'0" x 6'4"
Utility	8'0" x 6'4"
WC	8'0" x 3'5"

First floor



Master Bedroom	11'1" x 18'2" (into bay)
En Suite 1	6'3" x 5'10"
Bedroom 2	11'5" x 10'11"
En Suite 2	8'0" x 4'10"
Bedroom 3	11'4" x 9'9"
Bedroom 4	7'6" x 11'6"
Bathroom	6'11" x 8'0"

Artists' impressions are drawn from an imaginary viewpoint within an open space and are intended to give an impression of the house design. Photographs are from Seddon Homes developments across the North West and are intended to show typical street scenes. Neither the artists' impressions nor the photographs are intended to give an accurate description of any specific property offered for sale, its setting or its surroundings. These do not show final details of gradients of land, boundary treatments, local authority street lighting or landscaping. We aim to build according to the layout, but occasionally we do have to change house designs, boundaries, landscaping and the positions of roads, footpaths, street lighting and other features as the development proceeds. Floor plans: The dimensions shown are approximate. Each home is built individually and so the precise measurements may vary from that shown, although every endeavour is made to make the dimensions as accurate as possible. We give maximum dimensions that include fitted wardrobes, sloping ceilings, bay windows, and any other features. All layouts, including kitchens, are for illustrative purposes only and may differ by development. Please speak to your Sales Advisor for more information.

# Finishing Touches

---

All house types will enjoy the following as standard :-

**CONSTRUCTION** All the homes will be traditionally built using Darlstone with a concrete tile roof. Foundations are to be traditional strip or piled. First floors will receive moisture resistant boarding.

**COMFORT AND SECURITY** Gas fired, thermostatically controlled central heating with energy efficient combi-boilers, which will have a gas fired thermostatically controlled central heating boiler. Glass fibre roof insulation. Highly insulated walls. Locking uPVC windows with energy saving glazing. Multi point lock to front and rear doors. Gas point and fused spur to receive buyers own fire if need be to 4 bedroom homes. Fuse spur only to all other types.

**FINISHING TOUCHES** Contemporary skirting board and architrave. Flush panel white ladder style internal doors with chrome lever furniture. Builders Robe to master bedroom on 4 bed homes only. Chrome sockets and switch plates to kitchen, bathroom and en suite/s.

**PAINTWORK** Front, rear, personnel and garage doors finished in accordance with architect's specification. White satin to all internal timbers including stair spindles. Plastered walls and ceilings will receive white matt emulsion.

**BATHROOMS, EN SUITES AND CLOAKROOMS** Stylish white sanitary ware from Ideal Standard mostly incorporated within a tiled boxed unit with laminate over shelf to selected rooms. Glazed shower cubicles with thermostatic mains showers with waterfall shower head where applicable (except second en suite which will be electric). Mixers to all baths. Chromium plated ceramic disk taps. Half height European wall tiling around bath and full height to shower cubicles with splash back elsewhere to tiler's discretion. Chrome LED downlights and heated towel rail to all en suites & bathrooms (excluding WC/Cloakrooms).

**ELECTRICAL** TV points to lounge and master bedroom. BT socket outlets to lounge, master bedroom and study (where applicable). Shaver points to bathroom and en suite. USB charging sockets to kitchen & master bedroom. Loft light point switched to landing. All internal light points low energy. LED dual porch light. Chrome effect door bell and chimes.

**EXTERNAL** Black uPVC fascia, ventilated soffit and rainwater goods. Turfed front and rear gardens. Where there is an existing tree within the plot boundary we would typically not turf under the circumference of the canopy. Tarmacadam driveway. Timber close boarded fencing & gate. Light and power point to garage. Garden tap. Estate landscaping in accordance with architect's approved layout.

**WARRANTY** All homes carry the NHBC 10-year warranty (from date of CML sign off).

**TENURE Freehold.** Maintenance fee is estimated £215 per annum.

**GENERAL** Seddon Homes operates under the Consumer Code for Home Builders guidance. A copy of the Code is available from any member of our team and will be given to all buyers at point of reservation or can be downloaded from our website [www.seddonhomes.co.uk/consumercode](http://www.seddonhomes.co.uk/consumercode).

**Seddon Homes.co.uk**



Kitchen Finishing Touches	Brierfield	Prestbury	Astbury	Bowland	Shelley	Wynbury	Denholme	Mearley	Carron	Brearley	Kerridge	Marsden
4 ring gas hob	✓	✓	✓	✓	✓							
5 ring gas hob						✓	✓	✓	✓	✓	✓	✓
Single electric oven	✓	✓	✓	✓	✓							
Double electric oven						✓	✓	✓	✓	✓	✓	✓
60cm stainless steel chimney cooker hood	✓	✓		✓	✓							
90cm stainless steel chimney cooker hood							✓	✓		✓		
90cm island cooker hood			✓			✓			✓		✓	✓
Integrated 50/50 fridge freezer	✓	✓	✓	✓	✓	✓	✓	✓	✓	✓	✓	✓
Ceramic floor tiles to kitchen only	✓	✓	✓	✓	✓	✓	✓	✓	✓	✓	✓	✓
Rigid built cabinetry - 6 collections available*	✓	✓	✓	✓	✓	✓	✓	✓	✓	✓	✓	✓
Hard wearing laminate worktops	✓	✓	✓	✓	✓	✓	✓	✓	✓	✓	✓	✓
Under cupboard LED lights	✓	✓	✓	✓	✓	✓	✓	✓	✓	✓	✓	✓
Soft close doors & drawers	✓	✓	✓	✓	✓	✓	✓	✓	✓	✓	✓	✓
Chrome LED downlights to kitchen area only	✓	✓	✓	✓	✓	✓	✓	✓	✓	✓	✓	✓

**\*Subject to build stage.** This specification is for general guidance only and purchasers are requested to satisfy themselves fully of the specification applicable to the home of their choice before reservation. Seddon Homes pursues a policy of continuous improvement so whilst every effort has been made to ensure this information is correct, it is intended only as a guide and the company reserves the right to alter the specification as necessary and without prior notice. This does not form any part of a contract or sale. Please note that plots may be subject to amended specifications under new regulations. Due to ongoing supply chain issues, it may be necessary to substitute the specification with an alternative brand or model number. Please speak to your Sales Advisor for more information.

# Why buy your forever home in Habergham Eaves

Situated near Burnley Golf Club and surrounded by picturesque farmland, Buttercross Hall offers a family-friendly environment just a short drive from the M65 and Rossendale Valley.

Buttercross Hall residents will enjoy easy access to Burnley's vibrant town centre and its array of amenities, including high-street brands, restaurants and a thriving arts scene. The development is also complemented by numerous green spaces, with Towneley, Scott and Queens parks offering woodlands, playgrounds and recreational areas.

Families will appreciate the excellent local schools, including the highly-rated Rosewood Primary, while higher education options like Burnley College and nearby universities ensure opportunities for every stage of learning. Commuters are well-served by frequent bus services, two train stations, and quick motorway access, while nearby airports offer travel further afield. Whether you're a young professional, expanding family household, or seeking your forever home, Buttercross Hall is the perfect place to live, work and thrive.

Marketing Suite open  
Thursday-Monday,  
10am-5pm.

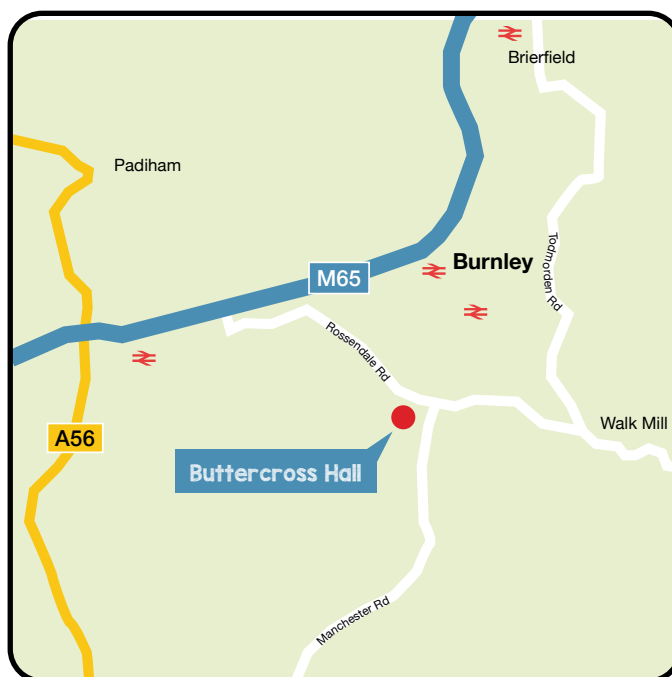
07708 077162

buttercrosshall@seddonhomes.co.uk



## Find us

Buttercross Hall, Off Rossendale Road,  
Burnley, Lancashire, BB11 5FF



**CONSUMER  
CODE FOR  
HOME BUILDERS**

[www.consumercode.co.uk](http://www.consumercode.co.uk)

### Seddon Homes Limited

Birchwood One Business Park,  
Dewhurst Road, Birchwood  
Warrington, WA3 7GB



**Seddon Homes.co.uk**