

**Welcome to
your new home
in Langley**



**2, 3, 4 & 5
bedroom homes**



**Semi detached
& detached**



Freehold

Introducing...

Lavender Fields

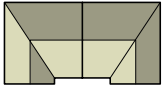
Lavender Fields will offer something for an array of different buyers. These 2, 3, 4 & 5 bed homes have a delightful location with beautiful rural surroundings.

Langley is a charming rural village with a unique real ale pub with an open fire and beer garden, perfect for a sit down after a long walk in the countryside! Langley borders Macclesfield Forest and is only three miles from Macclesfield itself. Macclesfield is home to a large array of high street shops, markets, a silk museum and art gallery, Golf Club and Macclesfield Town F.C.

Seddon Homes.co.uk

Arrangement of the homes


2, 3, 4 & 5 bedroom homes



The Alderley

2 bedroom semi detached bungalow with parking spaces

Plots 52, 53, 54 & 55



The Shelley

3 bedroom semi detached house with parking spaces

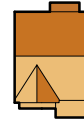
Plots 40 & 41



The Bowland

3 bedroom detached house with parking spaces

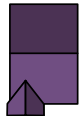
Plots 30, 34, 37, 38, & 48



The Lawton

3 bedroom detached house with integral single garage

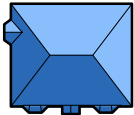
Plots 8, 9, 15, 47, 66, 68 & 72



The Denshaw

3/4 bedroom mews house with parking spaces

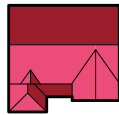
Plots 22, 23, 24, 25, 26 & 27



The Ilkley

4 bedroom detached house with detached single garage/parking spaces

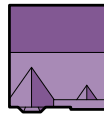
Plots 5, 17, 42, 64, 65 & 69



The Carron

4 bedroom detached house with integral single garage

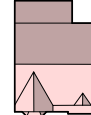
Plots 14 & 35



The Brearley

4 bedroom detached house with integral single garage

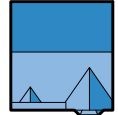
Plots 3, 4, 12, 13, 16 & 70



The Hartford

4 bedroom detached house with integral single garage

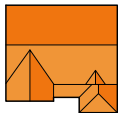
Plots 10, 39, 44, 58 & 62



The Marsden

4 bedroom detached house with detached double garage

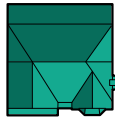
Plots 2, 49, 51, 59, 63 & 74



The Tatton

4 bedroom detached house with integral single garage

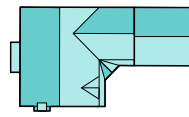
Plots 6, 46 & 75



The Bramhall

5 bedroom detached house with integral double garage

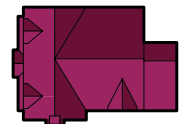
Plots 11, 45, 56, 60 & 71



The Grizedale

5 bedroom detached house with integral double garage

Plots 7, 43, 50, 57, 61 & 73

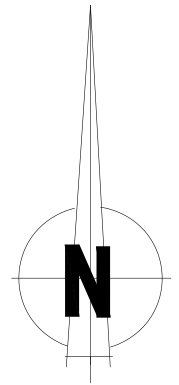


The Mouldsworth

5 bedroom detached house with integral double garage

Plots 1, 36 & 76

Lavender Fields
Langley
Macclesfield
SK11 0DG



N.B. Plots 18-21, 28, 29 & 31-33 are Affordable Rented properties.
Plots 37, 38, 40, 41 & 67 are Affordable properties.

Artists' impressions are drawn from an imaginary viewpoint within an open space and are intended to give an impression of the house design. Photographs are from Seddon Homes developments across the North West and are intended to show typical street scenes. Neither the artists' impressions nor the photographs are intended to give an accurate description of any specific property offered for sale, its setting or its surroundings. These do not show final details of gradients of land, boundary treatments, local authority street lighting or landscaping. We aim to build according to the layout, but occasionally we do decide to change house types, boundaries, landscaping and the positions of roads, footpaths, street lighting and other features as the development proceeds. The dimensions shown of the floor plans are approximate: each home is built individually and so the precise measurements may vary from that shown although every endeavour is made to make the dimensions as accurate as possible. We give maximum dimensions that include fitted wardrobes, sloping ceilings, bay windows and any other features.

The Alderley

2 bedroom semi detached bungalow with parking spaces



Seddon Homes.co.uk

Ground floor



| | |
|----------------|---------------|
| Lounge | 10'7" x 15'6" |
| Kitchen | 10'7" x 11'4" |
| Master Bedroom | 10'3" x 9'1" |
| En Suite | 7'1" x 4'7" |
| Bedroom 2 | 8'2" x 10'5" |
| Bathroom | 6'11" x 6'6" |

Artists' impressions are drawn from an imaginary viewpoint within an open space and are intended to give an impression of the house design. Photographs are from Seddon Homes developments across the North West and are intended to show typical street scenes. Neither the artists' impressions nor the photographs are intended to give an accurate description of any specific property offered for sale, its setting or its surroundings. These do not show final details of gradients of land, boundary treatments, local authority street lighting or landscaping. We aim to build according to the layout, but occasionally we do have to change house designs, boundaries, landscaping and the positions of roads, footpaths, street lighting and other features as the development proceeds. Floor plans: The dimensions shown are approximate. Each home is built individually and so the precise measurements may vary from that shown, although every endeavour is made to make the dimensions as accurate as possible. We give maximum dimensions that include fitted wardrobes, sloping ceilings, bay windows, and any other features. All layouts, including kitchens, are for illustrative purposes only and may differ by development. Please speak to your Sales Advisor for more information.

The Shelley



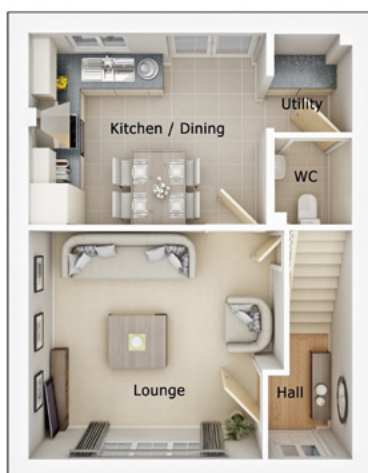
Shared
Equity

3 bedroom semi detached house with parking spaces



Seddon Homes.co.uk

Ground floor



| | |
|----------------|---------------|
| Lounge | 13'8" x 12'3" |
| Kitchen/Dining | 12'8" x 10'3" |
| Utility | 4'2" x 5'3" |
| WC | 4'2" x 4'7" |

First floor



| | |
|----------------|---------------|
| Master Bedroom | 10'0" x 12'5" |
| Bedroom 2 | 10'0" x 10'0" |
| Bedroom 3 | 6'11" x 6'1" |
| Bathroom | 6'11" x 6'6" |

Artists' impressions are drawn from an imaginary viewpoint within an open space and are intended to give an impression of the house design. Photographs are from Seddon Homes developments across the North West and are intended to show typical street scenes. Neither the artists' impressions nor the photographs are intended to give an accurate description of any specific property offered for sale, its setting or its surroundings. These do not show final details of gradients of land, boundary treatments, local authority street lighting or landscaping. We aim to build according to the layout, but occasionally we do have to change house designs, boundaries, landscaping and the positions of roads, footpaths, street lighting and other features as the development proceeds. Floor plans: The dimensions shown are approximate. Each home is built individually and so the precise measurements may vary from that shown, although every endeavour is made to make the dimensions as accurate as possible. We give maximum dimensions that include fitted wardrobes, sloping ceilings, bay windows, and any other features. All layouts, including kitchens, are for illustrative purposes only and may differ by development. Please speak to your Sales Advisor for more information.

The Bowland

3 bedroom detached house with parking spaces



Seddon Homes.co.uk

Ground floor



| | |
|----------------|----------------|
| Lounge | 14'4" x 13'9" |
| Kitchen/Dining | 13'5" x 10'11" |
| Utility | 4'1" x 5'7" |
| WC | 4'1" x 4'3" |

First floor



| | |
|----------------|---------------|
| Master Bedroom | 10'9" x 9'8" |
| En Suite | 7'8" x 4'7" |
| Bedroom 2 | 10'9" x 10'1" |
| Bedroom 3 | 6'11" x 7'4" |
| Bathroom | 6'11" x 6'6" |

Artists' impressions are drawn from an imaginary viewpoint within an open space and are intended to give an impression of the house design. Photographs are from Seddon Homes developments across the North West and are intended to show typical street scenes. Neither the artists' impressions nor the photographs are intended to give an accurate description of any specific property offered for sale, its setting or its surroundings. These do not show final details of gradients of land, boundary treatments, local authority street lighting or landscaping. We aim to build according to the layout, but occasionally we do have to change house designs, boundaries, landscaping and the positions of roads, footpaths, street lighting and other features as the development proceeds. Floor plans: The dimensions shown are approximate. Each home is built individually and so the precise measurements may vary from that shown, although every endeavour is made to make the dimensions as accurate as possible. We give maximum dimensions that include fitted wardrobes, sloping ceilings, bay windows, and any other features. All layouts, including kitchens, are for illustrative purposes only and may differ by development. Please speak to your Sales Advisor for more information.

The Lawton

3 bedroom detached house with integral single garage



Seddon Homes.co.uk

Ground floor



| | |
|-------------|-------------------------|
| Lounge | 13'1" x 12'1" |
| Kitchen | 9'0" x 12'1" |
| Dining Room | 8'1" x 12'3" (into bay) |
| WC | 5'3" x 3'10" |
| Garage | 9'9" x 15'10" |

First floor



| | |
|----------------|---------------|
| Master Bedroom | 14'1" x 11'2" |
| En Suite | 8'7" x 4'7" |
| Bedroom 2 | 12'2" x 10'9" |
| Bedroom 3 | 9'11" x 12'3" |
| Bathroom | 8'0" x 7'2" |

Artists' impressions are drawn from an imaginary viewpoint within an open space and are intended to give an impression of the house design. Photographs are from Seddon Homes developments across the North West and are intended to show typical street scenes. Neither the artists' impressions nor the photographs are intended to give an accurate description of any specific property offered for sale, its setting or its surroundings. These do not show final details of gradients of land, boundary treatments, local authority street lighting or landscaping. We aim to build according to the layout, but occasionally we do have to change house designs, boundaries, landscaping and the positions of roads, footpaths, street lighting and other features as the development proceeds. Floor plans: The dimensions shown are approximate. Each home is built individually and so the precise measurements may vary from that shown, although every endeavour is made to make the dimensions as accurate as possible. We give maximum dimensions that include fitted wardrobes, sloping ceilings, bay windows, and any other features. All layouts, including kitchens, are for illustrative purposes only and may differ by development. Please speak to your Sales Advisor for more information.


The Denshaw

3/4 bedroom mews house with parking spaces



Seddon Homes.co.uk

Lower ground floor




| | |
|----------------------|----------------|
| Kitchen | 8'2" x 17'6" |
| Family / Dining Area | 17'9" x 11'11" |
| Utility | 9'2" x 5'2" |

Ground floor



| | |
|-----------------------|----------------|
| Lounge | 17'9" x 11'11" |
| WC | 8'2" x 3'10" |
| Bedroom 4/Dining Room | 8'2" x 13'0" |
| Store | 2'4" x 4'3" |

First floor



| | |
|----------------|----------------|
| Master Bedroom | 9'11" x 11'11" |
| En Suite | 7'6" x 4'0" |
| Bedroom 2 | 8'11" x 10'0" |
| Bedroom 3 | 8'6" x 12'1" |
| Bathroom | 5'7" x 6'11" |
| Store | 2'3" x 3'1" |

Artists' impressions are drawn from an imaginary viewpoint within an open space and are intended to give an impression of the house design. Photographs are from Seddon Homes developments across the North West and are intended to show typical street scenes. Neither the artists' impressions nor the photographs are intended to give an accurate description of any specific property offered for sale, its setting or its surroundings. These do not show final details of gradients of land, boundary treatments, local authority street lighting or landscaping. We aim to build according to the layout, but occasionally we do have to change house designs, boundaries, landscaping and the positions of roads, footpaths, street lighting and other features as the development proceeds. Floor plans: The dimensions shown are approximate. Each home is built individually and so the precise measurements may vary from that shown, although every endeavour is made to make the dimensions as accurate as possible. We give maximum dimensions that include fitted wardrobes, sloping ceilings, bay windows, and any other features. All layouts, including kitchens, are for illustrative purposes only and may differ by development. Please speak to your Sales Advisor for more information.

The Ikley

4 bedroom detached house with detached single garage/parking spaces



Seddon Homes.co.uk

Ground floor



| | |
|--------------------------------|---------------|
| Lounge (into bay) | 12'4" x 25'5" |
| Kitchen/Dining Area (into bay) | 9'11" x 25'5" |
| Utility | 6'9" x 5'11" |
| WC | 6'9" x 4'5" |

First floor



| | |
|----------------------|-----------------|
| Master Bedroom | 10'6" x 12'11" |
| En Suite | 5'11" x 3'10" |
| Bedroom 2 | 10'2" x 10'11" |
| Bedroom 3 | 10'6" x 9'11" |
| Bedroom 4 (into bay) | 11'11" x 11'11" |
| Bathroom | 6'11" x 5'7" |

Artists' impressions are drawn from an imaginary viewpoint within an open space and are intended to give an impression of the house design. Photographs are from Seddon Homes developments across the North West and are intended to show typical street scenes. Neither the artists' impressions nor the photographs are intended to give an accurate description of any specific property offered for sale, its setting or its surroundings. These do not show final details of gradients of land, boundary treatments, local authority street lighting or landscaping. We aim to build according to the layout, but occasionally we do have to change house designs, boundaries, landscaping and the positions of roads, footpaths, street lighting and other features as the development proceeds. Floor plans: The dimensions shown are approximate. Each home is built individually and so the precise measurements may vary from that shown, although every endeavour is made to make the dimensions as accurate as possible. We give maximum dimensions that include fitted wardrobes, sloping ceilings, bay windows, and any other features. All layouts, including kitchens, are for illustrative purposes only and may differ by development. Please speak to your Sales Advisor for more information.

The Carron

4 bedroom detached house with integral single garage



Seddon Homes.co.uk

Ground floor



| | |
|---------------------|----------------|
| Lounge | 11'4" x 14'10" |
| Kitchen/Family Area | 29'10" x 9'11" |
| WC | 3'6" x 6'6" |
| Garage | 8'8" x 18'0" |

First floor



| | |
|----------------|---------------|
| Master Bedroom | 12'4" x 11'2" |
| En Suite | 8'3" x 4'7" |
| Bedroom 2 | 9'10" x 10'0" |
| Bedroom 3 | 11'4" x 9'0" |
| Bedroom 4 | 8'11" x 10'2" |
| Bathroom | 6'11" x 6'6" |

Artists' impressions are drawn from an imaginary viewpoint within an open space and are intended to give an impression of the house design. Photographs are from Seddon Homes developments across the North West and are intended to show typical street scenes. Neither the artists' impressions nor the photographs are intended to give an accurate description of any specific property offered for sale, its setting or its surroundings. These do not show final details of gradients of land, boundary treatments, local authority street lighting or landscaping. We aim to build according to the layout, but occasionally we do have to change house designs, boundaries, landscaping and the positions of roads, footpaths, street lighting and other features as the development proceeds. Floor plans: The dimensions shown are approximate. Each home is built individually and so the precise measurements may vary from that shown, although every endeavour is made to make the dimensions as accurate as possible. We give maximum dimensions that include fitted wardrobes, sloping ceilings, bay windows, and any other features. All layouts, including kitchens, are for illustrative purposes only and may differ by development. Please speak to your Sales Advisor for more information.

The Brearley

4 bedroom detached house with integral single garage



Seddon Homes.co.uk

Ground floor



| | |
|----------------|--------------------------|
| Lounge | 11'0" x 18'3" (into bay) |
| Kitchen/Dining | 21'9" x 11'3" |
| Utility | 4'8" x 5'11" |
| WC | 4'8" x 5'2" |
| Garage | 7'11" x 17'4" |

First floor



| | |
|----------------|--------------------------|
| Master Bedroom | 11'1" x 18'0" (into bay) |
| En Suite 1 | 6'3" x 5'10" |
| Bedroom 2 | 11'5" x 11'2" |
| En Suite 2 | 8'2" x 4'7" |
| Bedroom 3 | 11'4" x 9'9" |
| Bedroom 4 | 7'6" x 11'6" |
| Bathroom | 6'11" x 8'0" |

Artists' impressions are drawn from an imaginary viewpoint within an open space and are intended to give an impression of the house design. Photographs are from Seddon Homes developments across the North West and are intended to show typical street scenes. Neither the artists' impressions nor the photographs are intended to give an accurate description of any specific property offered for sale, its setting or its surroundings. These do not show final details of gradients of land, boundary treatments, local authority street lighting or landscaping. We aim to build according to the layout, but occasionally we do have to change house designs, boundaries, landscaping and the positions of roads, footpaths, street lighting and other features as the development proceeds. Floor plans: The dimensions shown are approximate. Each home is built individually and so the precise measurements may vary from that shown, although every endeavour is made to make the dimensions as accurate as possible. We give maximum dimensions that include fitted wardrobes, sloping ceilings, bay windows, and any other features. All layouts, including kitchens, are for illustrative purposes only and may differ by development. Please speak to your Sales Advisor for more information.

The Hartford

4 bedroom detached house with integral single garage



Seddon Homes.co.uk

Ground floor



| | |
|----------------|--------------------------|
| Lounge | 11'0" x 18'3" (into bay) |
| Kitchen/Dining | 21'9" x 11'3" |
| Family Area | 17'9" x 7'9" |
| Utility | 4'8" x 5'11" |
| WC | 4'8" x 5'2" |
| Garage | 7'11" x 17'4" |

First floor



| | |
|----------------|--------------------------|
| Master Bedroom | 11'1" x 18'0" (into bay) |
| En Suite 1 | 6'3" x 5'10" |
| Bedroom 2 | 11'5" x 11'2" |
| En Suite 2 | 8'2" x 4'7" |
| Bedroom 3 | 11'4" x 9'9" |
| Bedroom 4 | 7'6" x 11'6" |
| Bathroom | 6'11" x 8'0" |

Artists' impressions are drawn from an imaginary viewpoint within an open space and are intended to give an impression of the house design. Photographs are from Seddon Homes developments across the North West and are intended to show typical street scenes. Neither the artists' impressions nor the photographs are intended to give an accurate description of any specific property offered for sale, its setting or its surroundings. These do not show final details of gradients of land, boundary treatments, local authority street lighting or landscaping. We aim to build according to the layout, but occasionally we do have to change house designs, boundaries, landscaping and the positions of roads, footpaths, street lighting and other features as the development proceeds. Floor plans: The dimensions shown are approximate. Each home is built individually and so the precise measurements may vary from that shown, although every endeavour is made to make the dimensions as accurate as possible. We give maximum dimensions that include fitted wardrobes, sloping ceilings, bay windows, and any other features. All layouts, including kitchens, are for illustrative purposes only and may differ by development. Please speak to your Sales Advisor for more information.

The Tatton

4 bedroom detached house with integral single garage



Seddon Homes.co.uk

Ground floor



| | |
|-------------|----------------|
| Lounge | 11'5" x 14'10" |
| Kitchen | 12'2" x 10'00" |
| Family Area | 17'8" x 17'10" |
| WC | 3'6" x 6'6" |
| Garage | 8'8" x 18'1" |

First floor



| | |
|----------------|---------------|
| Master Bedroom | 11'2" x 10'5" |
| En Suite | 7'6" x 10'5" |
| Bedroom 2 | 10'1" x 9'10" |
| Bedroom 3 | 9'0" x 11'5" |
| Bedroom 4 | 10'3" x 8'11" |
| Bathroom | 5'7" x 6'11" |

Artists' impressions are drawn from an imaginary viewpoint within an open space and are intended to give an impression of the house design. Photographs are from Seddon Homes developments across the North West and are intended to show typical street scenes. Neither the artists' impressions nor the photographs are intended to give an accurate description of any specific property offered for sale, its setting or its surroundings. These do not show final details of gradients of land, boundary treatments, local authority street lighting or landscaping. We aim to build according to the layout, but occasionally we do have to change house designs, boundaries, landscaping and the positions of roads, footpaths, street lighting and other features as the development proceeds. Floor plans: The dimensions shown are approximate. Each home is built individually and so the precise measurements may vary from that shown, although every endeavour is made to make the dimensions as accurate as possible. We give maximum dimensions that include fitted wardrobes, sloping ceilings, bay windows, and any other features. All layouts, including kitchens, are for illustrative purposes only and may differ by development. Please speak to your Sales Advisor for more information.

The Marsden

4 bedroom detached house with detached double garage



Seddon Homes.co.uk

Ground floor



| | |
|---------------------|--------------------------|
| Lounge | 11'0" x 18'3" (into bay) |
| Kitchen/Family Area | 26'6" x 11'1" |
| Study | 8'0" x 6'4" |
| Utility | 8'0" x 6'2" |
| WC | 8'0" x 3'5" |

First floor



| | |
|----------------|--------------------------|
| Master Bedroom | 11'1" x 18'0" (into bay) |
| En Suite 1 | 6'3" x 5'10" |
| Bedroom 2 | 11'5" x 11'2" |
| En Suite 2 | 8'2" x 4'7" |
| Bedroom 3 | 11'4" x 9'9" |
| Bedroom 4 | 7'6" x 11'6" |
| Bathroom | 6'11" x 8'0" |

Artists' impressions are drawn from an imaginary viewpoint within an open space and are intended to give an impression of the house design. Photographs are from Seddon Homes developments across the North West and are intended to show typical street scenes. Neither the artists' impressions nor the photographs are intended to give an accurate description of any specific property offered for sale, its setting or its surroundings. These do not show final details of gradients of land, boundary treatments, local authority street lighting or landscaping. We aim to build according to the layout, but occasionally we do have to change house designs, boundaries, landscaping and the positions of roads, footpaths, street lighting and other features as the development proceeds. Floor plans: The dimensions shown are approximate. Each home is built individually and so the precise measurements may vary from that shown, although every endeavour is made to make the dimensions as accurate as possible. We give maximum dimensions that include fitted wardrobes, sloping ceilings, bay windows, and any other features. All layouts, including kitchens, are for illustrative purposes only and may differ by development. Please speak to your Sales Advisor for more information.

The Grizedale

5 bedroom detached house with integral double garage



Seddon Homes.co.uk

Ground floor



| | |
|---------------------|---------------|
| Lounge | 18'9" x 11'5" |
| Kitchen/Dining Area | 9'11" x 22" |
| Utility | 5'6" x 12'7" |
| Dining Room | 9'6" x 11" |
| WC | 4'3" x 3'6" |
| Study | 8'6" x 6'11" |
| Garage | 16'3" x 17'5" |

First floor



| | |
|----------------|---------------|
| Master Bedroom | 14'4" x 11" |
| En Suite 1 | 4'8" x 8'6" |
| Bedroom 2 | 9'8" x 12'8" |
| En Suite 2 | 6'9" x 7'5" |
| Bedroom 3 | 10'6" x 11'4" |
| Bedroom 4 | 9'8" x 9'10" |
| Bedroom 5 | 8'4" x 7'10" |
| Bathroom | 8'6" x 7'1" |

Artists' impressions are drawn from an imaginary viewpoint within an open space and are intended to give an impression of the house design. Photographs are from Seddon Homes developments across the North West and are intended to show typical street scenes. Neither the artists' impressions nor the photographs are intended to give an accurate description of any specific property offered for sale, its setting or its surroundings. These do not show final details of gradients of land, boundary treatments, local authority street lighting or landscaping. We aim to build according to the layout, but occasionally we do have to change house designs, boundaries, landscaping and the positions of roads, footpaths, street lighting and other features as the development proceeds. Floor plans: The dimensions shown are approximate. Each home is built individually and so the precise measurements may vary from that shown, although every endeavour is made to make the dimensions as accurate as possible. We give maximum dimensions that include fitted wardrobes, sloping ceilings, bay windows, and any other features. All layouts, including kitchens, are for illustrative purposes only and may differ by development. Please speak to your Sales Advisor for more information.

The Bramhall

5 bedroom detached house with integral double garage



Seddon Homes.co.uk

Ground floor



| | |
|--------------------|----------------|
| Lounge | 12'10" x 18'5" |
| Kitchen | 10'7" x 12'7" |
| Family/Dining Area | 28'6" x 18'3" |
| Study | 8'1" x 7'2" |
| Utility | 6'0" x 6'11" |
| WC | 6'0" x 4'5" |
| Garage | 16'5" x 18'5" |

First floor



| | |
|----------------|----------------|
| Master Bedroom | 16'7" x 10'5" |
| Dressing Room | 7'7" x 7'9" |
| En Suite 1 | 8'7" x 5'2" |
| Bedroom 2 | 12'10" x 12'1" |
| En Suite 2 | 9'9" x 5'2" |
| Bedroom 3 | 10'0" x 11'7" |
| Bedroom 4 | 8'7" x 12'11" |
| Bedroom 5 | 9'6" x 7'0" |
| Bathroom | 7'9" x 7'0" |

Artists' impressions are drawn from an imaginary viewpoint within an open space and are intended to give an impression of the house design. Photographs are from Seddon Homes developments across the North West and are intended to show typical street scenes. Neither the artists' impressions nor the photographs are intended to give an accurate description of any specific property offered for sale, its setting or its surroundings. These do not show final details of gradients of land, boundary treatments, local authority street lighting or landscaping. We aim to build according to the layout, but occasionally we do have to change house designs, boundaries, landscaping and the positions of roads, footpaths, street lighting and other features as the development proceeds. Floor plans: The dimensions shown are approximate. Each home is built individually and so the precise measurements may vary from that shown, although every endeavour is made to make the dimensions as accurate as possible. We give maximum dimensions that include fitted wardrobes, sloping ceilings, bay windows, and any other features. All layouts, including kitchens, are for illustrative purposes only and may differ by development. Please speak to your Sales Advisor for more information.

The Mouldsworth

5 bedroom detached house with integral double garage



Seddon Homes.co.uk

Ground floor



| | |
|------------------------|----------------|
| Lounge (into bay) | 11'0" x 17'1" |
| Dining Room (into bay) | 11'0" x 14'3" |
| Kitchen/Dining | 11'0" x 18'9" |
| Study | 8'5" x 7'1" |
| WC | 6'8" x 3'3" |
| Garage | 17'0" x 17'11" |

First floor



| | |
|----------------|---------------|
| Master Bedroom | 14'7" x 13'2" |
| En Suite 1 | 8'3" x 8'1" |
| Bedroom 2 | 11'1" x 10'7" |
| En Suite 2 | 11'1" x 4'8" |
| Bedroom 3 | 12'2" x 8'6" |
| Bedroom 4 | 11'1" x 10'5" |
| Bedroom 5 | 11'1" x 7'8" |
| Bathroom | 6'7" x 7'1" |

Artists' impressions are drawn from an imaginary viewpoint within an open space and are intended to give an impression of the house design. Photographs are from Seddon Homes developments across the North West and are intended to show typical street scenes. Neither the artists' impressions nor the photographs are intended to give an accurate description of any specific property offered for sale, its setting or its surroundings. These do not show final details of gradients of land, boundary treatments, local authority street lighting or landscaping. We aim to build according to the layout, but occasionally we do have to change house designs, boundaries, landscaping and the positions of roads, footpaths, street lighting and other features as the development proceeds. Floor plans: The dimensions shown are approximate. Each home is built individually and so the precise measurements may vary from that shown, although every endeavour is made to make the dimensions as accurate as possible. We give maximum dimensions that include fitted wardrobes, sloping ceilings, bay windows, and any other features. All layouts, including kitchens, are for illustrative purposes only and may differ by development. Please speak to your Sales Advisor for more information.

Finishing Touches

All house types will enjoy the following as standard...



Construction All the homes will be traditionally built using brick and block construction with a concrete tile roof. Foundations are to be traditional strip or piled. First floors will receive moisture resistant boarding.

Comfort and Security Dual zone thermostatically controlled central heating with energy efficient combi-boilers to 2 & 4 bedroom properties. Traditional central heating system to 5 bedrooms. (Alderley type to receive single zone control). Glass fibre roof insulation. Highly insulated walls. Locking uPVC windows with energy saving glazing. Multi point lock to front and rear doors. Gas point and fused spur to receive buyers own fire if need be to 4 bedroom homes. Fuse spur only to 2 bedroom properties. Class one flue to 5 bedroom properties.

Finishing Touches Contemporary skirting board and architrave. Modern panelled internal doors with a white satin finish. Built in robes to all master bedrooms or dressing rooms where applicable, to 4 and 5 bedroom homes only. Chrome sockets and switch plates to kitchen, bathroom and en suite/s. Hand built German SieMatic kitchens by Stuart Frazer.

Paintwork Front, rear, personnel and garage doors finished in accordance with architect's specification. White gloss to all internal timbers including stair spindles. Plastered walls and ceilings will receive white matt emulsion.

Bathrooms, En Suites and Cloakrooms Stylish white sanitary ware from Ideal Standard mostly incorporated within a tiled boxed unit with laminate over shelf to selected house types only. Glazed shower cubicles with thermostatic mains showers with rainfall shower head to master en suite and electric shower to second en suite (all 5 bedroom homes will feature rainfall shower head to second en suite as standard). Mixers to all baths. Chromium plated ceramic disk taps. Half height Villeroy & Boch wall tiling around bath and full height to shower cubicles with splash back elsewhere to tiler's discretion. Chrome LED downlights and heated towel rail to all en suites & bathrooms (excludes cloakrooms).

Electrical TV points to lounge and master bedroom. BT socket outlets to lounge, master bedroom and study (where applicable). Shaver points to bathroom and en suite. USB charging sockets to kitchen & master bedroom. Loft light point switched to landing. All internal light points low energy. LED dual porch light. Chrome effect door bell and chimes.

External Black uPVC fascia, ventilated soffit and rainwater goods. Turfed front & rear gardens. Where there is an existing tree within the plot boundary we would typically not turf under the circumference of the canopy. Tarmacadam driveway. Timber close boarded fencing & gate. Light and power point to garage. Garden tap. Estate landscaping in accordance with architect's approved layout. Some plots to receive PV panels – please speak to your Sales Advisor for more information.

Warranty All homes carry the NHBC 10-year warranty (from date of CML sign off).

Tenure Freehold. Maintenance fee is estimated £350 per annum.

General Seddon Homes operates under the Consumer Code for Home Builders guidance. A copy of the Code is available from any member of our team and will be given to all buyers at point of reservation or can be downloaded from our website www.seddonhomes.co.uk/consumercode. Due to global supply chain issues, it may be necessary to substitute appliances with an alternative brand or model number.



| Kitchen Finishing Touches | | Alderley | Shelley | Bowland | Lawton | Denshaw | Ilkley | Carron | Brearley | Hartford | Tatton | Marsden | Bramhall | Grizedale | Mouldsworth |
|--|--|----------|---------|---------|--------|---------|--------|--------|----------|----------|--------|---------|----------|-----------|-------------|
| Hand built SieMatic kitchen by Stuart Frazer | | ✓ | ✓ | ✓ | ✓ | ✓ | ✓ | ✓ | ✓ | ✓ | ✓ | ✓ | ✓ | ✓ | ✓ |
| Bora Induction Hob with built in extraction | | | | | | ✓ | ✓ | ✓ | ✓ | ✓ | ✓ | ✓ | ✓ | ✓ | ✓ |
| Neff 80cm Induction Hob | | ✓ | ✓ | | | | | | | | | | | | |
| Neff 60cm Induction Hob | | | | ✓ | ✓ | | | | | | | | | | |
| Neff Slide & Hide Oven | | | ✓ | ✓ | ✓ | ✓ | ✓ | ✓ | ✓ | ✓ | ✓ | ✓ | ✓ | ✓ | ✓ |
| Neff Double Oven | | ✓ | | | | | | | | | | | | | |
| Neff Microwave | | | | | ✓ | ✓ | ✓ | ✓ | ✓ | ✓ | ✓ | ✓ | ✓ | ✓ | ✓ |
| Integrated 50:50 Fridge Freezer | | ✓ | ✓ | ✓ | ✓ | ✓ | ✓ | ✓ | ✓ | ✓ | ✓ | ✓ | ✓ | ✓ | ✓ |
| Integrated Dishwasher | | ✓ | ✓ | ✓ | ✓ | ✓ | ✓ | ✓ | ✓ | ✓ | ✓ | ✓ | ✓ | ✓ | ✓ |
| Intagrated Washer/Dryer | | ✓ | ✓ | | ✓ | | | ✓ | | | ✓ | | | | ✓ |
| 90cm Stainless Steel Chimney Cooker Hood | | ✓ | ✓ | ✓ | ✓ | | | | | | | | | | |
| Hard wearing high quality laminate worktops | | ✓ | ✓ | ✓ | ✓ | ✓ | ✓ | ✓ | ✓ | ✓ | ✓ | ✓ | ✓ | ✓ | ✓ |
| Glass Splashback behind hob only | | ✓ | ✓ | ✓ | ✓ | | | | | | | | | | |
| Under cupboard lighting | | ✓ | ✓ | ✓ | ✓ | ✓ | ✓ | ✓ | ✓ | ✓ | ✓ | ✓ | ✓ | ✓ | ✓ |
| Soft close doors & drawers | | ✓ | ✓ | ✓ | ✓ | ✓ | ✓ | ✓ | ✓ | ✓ | ✓ | ✓ | ✓ | ✓ | ✓ |
| Ceramic floor tiling to kitchen area only | | ✓ | ✓ | ✓ | ✓ | ✓ | ✓ | ✓ | ✓ | ✓ | ✓ | ✓ | ✓ | ✓ | ✓ |
| Chrome LED ceiling lights | | ✓ | ✓ | ✓ | ✓ | ✓ | ✓ | ✓ | ✓ | ✓ | ✓ | ✓ | ✓ | ✓ | ✓ |

*Subject to build stage

This specification is for general guidance only and purchasers are requested to satisfy themselves fully of the specification applicable to the home of their choice before reservation. Seddon Homes pursues a policy of continuous improvement so whilst every effort has been made to ensure this information is correct, it is intended only as a guide and the company reserves the right to alter the specification as necessary and without prior notice. This does not form any part of a contract or sale. Please speak to your Sales Advisor for more information. **Due to global supply chain issues, it may be necessary to substitute appliances with an alternative brand or model number.**

Lavender Fields, Langley Road, Langley, SK11 0DG

Seddon Homes.co.uk

Langley

Macclesfield is home to the second largest manufacturing site and European centre for packaging for global pharmaceutical company, AstraZeneca. The Macclesfield site alone employs around 1,800 people and distributes medicines to 130 global markets.

Tytherington Business Park is only around 5 miles from Lavender Fields.

Langley is home to St Dunstan Inn, a unique real ale pub with an open fire and beer garden, perfect for a sit down after a long walk in the countryside!

The nearest schools are St James Pre School and Hollihey Primary in nearby Sutton. Ash Grove Primary School and Nursery is located in Macclesfield together with a good local secondary school, The Macclesfield Academy.

Now selling through
Gascoigne Halman
Estate Agents

01625 511367

macclesfield@gascoignehalman.co.uk



Find us

Lavender Fields, Langley,
Macclesfield, SK11 0DG



**CONSUMER
CODE FOR
HOME BUILDERS**

www.consumercode.co.uk

Seddon Homes Limited

Birchwood One Business Park,
Dewhurst Road, Birchwood
Warrington, WA3 7GB



Seddon Homes.co.uk