



£190,000

BEWICK DRIVE
NOTTINGHAM

- NO ONWARD CHAIN
- KITCHEN/DINER
- DOWNSTAIRS WC
- TWO BEDROOMS
- CORNER PLOT
- EPC C



Two Double Bedroom Home with No Onward Chain

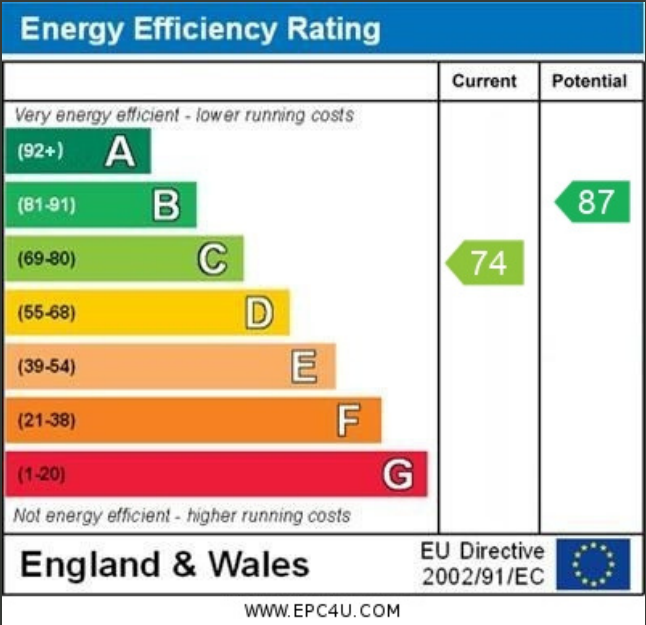
LESLEY GREAVES ARE PLEASED TO PRESENT TO THE MARKET THIS WELL-PROPORTIONED TWO DOUBLE BEDROOM HOME, OCCUPYING A GOOD SIZED CORNER PLOT AND OFFERED WITH NO ONWARD CHAIN. IDEALLY LOCATED WITHIN CLOSE PROXIMITY TO A RANGE OF LOCAL SHOPS AND EXCELLENT TRANSPORT LINKS PROVIDING EASY ACCESS TO NOTTINGHAM CITY CENTRE.

THE ACCOMMODATION BRIEFLY COMPRISES AN ENTRANCE HALL WITH BUILT-IN STORAGE, A SPACIOUS KITCHEN DINER WITH FRENCH DOORS OPENING ONTO THE REAR GARDEN, A LIVING ROOM AND A CONVENIENT GROUND FLOOR WC.

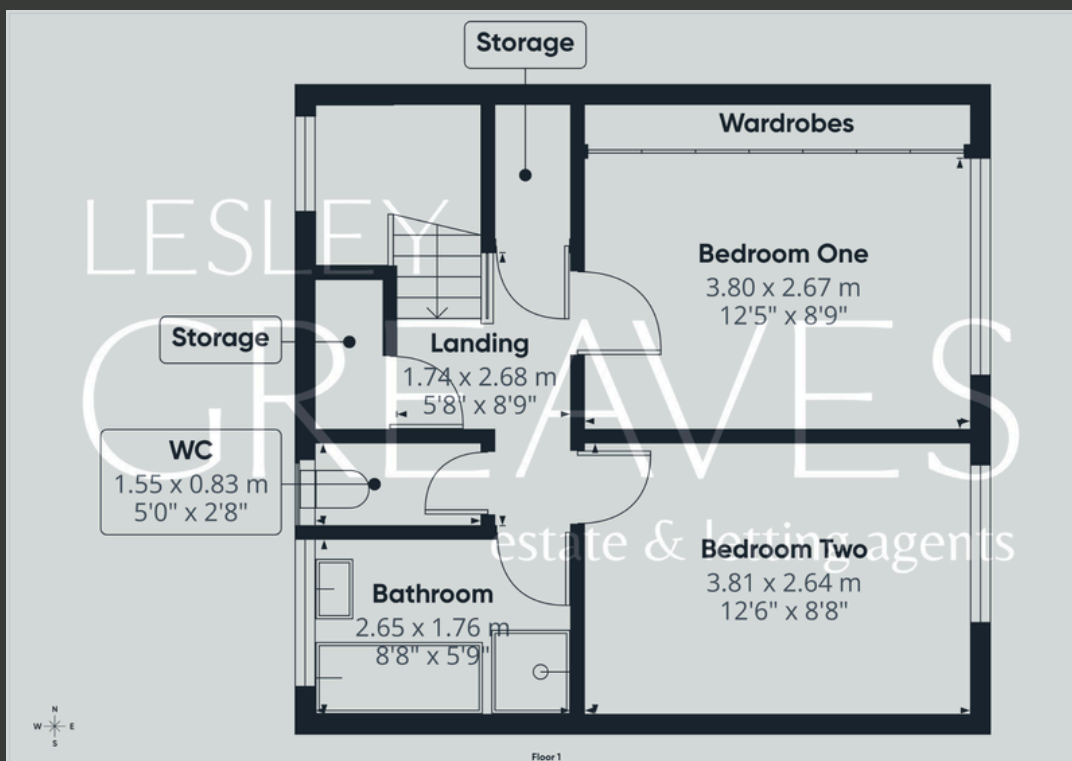
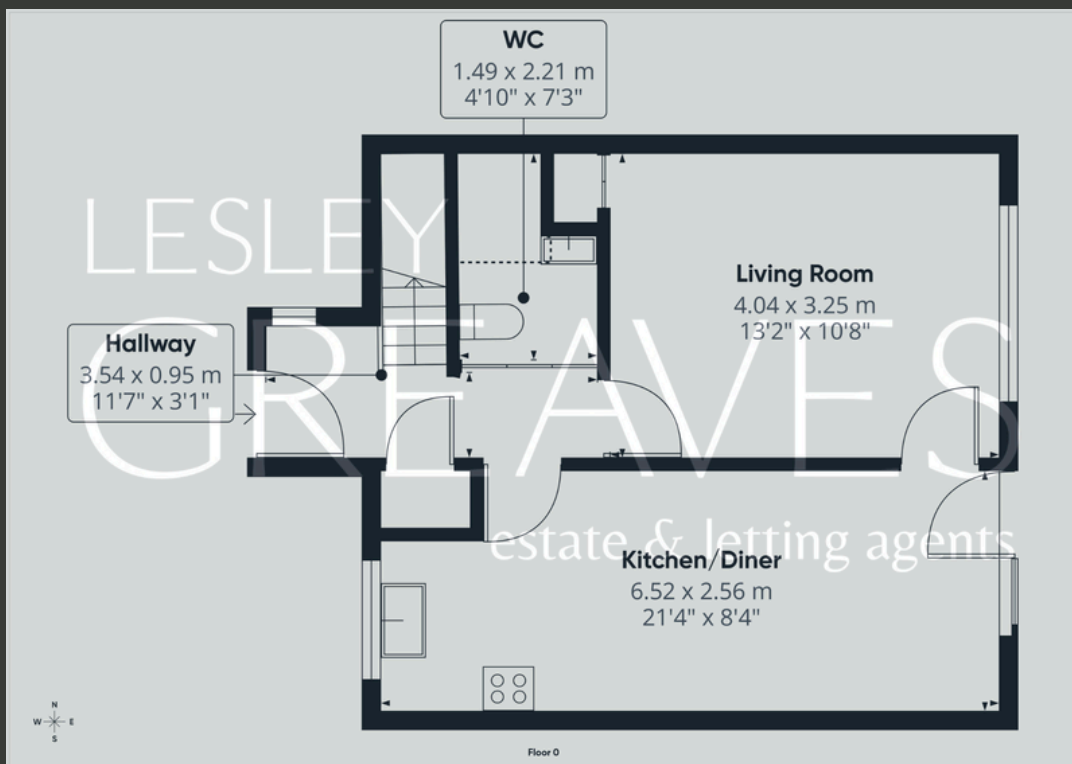
TO THE FIRST FLOOR ARE TWO GENEROUS DOUBLE BEDROOMS, WITH THE MAIN BEDROOM BENEFITING FROM BUILT-IN WARDROBES. THE LANDING OFFERS ADDITIONAL STORAGE VIA TWO LARGE CUPBOARDS, ALONG WITH A SEPARATE WC, FAMILY BATHROOM WITH SEPARATE SHOWER.

EXTERNALLY, THE PROPERTY BOASTS A SUBSTANTIAL GARDEN EXTENDING TO THE FRONT, SIDE AND REAR, OFFERING SIGNIFICANT POTENTIAL. FURTHER BENEFITS INCLUDE OFF ROAD PARKING.

- FREEHOLD
- COUNCIL TAX; BAND A
- LOCAL AUTHORITY; NOTTINGHAM CITY COUNCIL
- MEASUREMENTS; 84 SQ METERS







Agent's Note: These particulars have been prepared in good faith and are provided for guidance purposes only. While every effort has been made to ensure their accuracy, they should not be relied upon as exact. All measurements are approximate, and floor plans are for illustrative purposes only. Prospective buyers or tenants are advised to verify all details independently, conduct their own due diligence, and note that services, systems, and appliances have not been tested.

Lesley Greaves Estate & Lettings Agents

22 Main Road ,Gedling, Nottingham, NG4 3HP

0115 987 7337

sales@lesleygreaves.co.uk