



**WOOD &
PILCHER**

Sales, Lettings, Land & New Homes



- Contemporary Terraced Home
- 2 Good Sized Bedrooms
- Excellent Presentation Throughout
- Open Plan Lounge/Kit/Diner
- Allocated Parking
- Energy Efficiency Rating: B

Coppice Close, Tunbridge Wells

£390,000

woodandpilcher.co.uk

19 Coppice Close, Tunbridge Wells, TN2 3YS

Presented to a particularly high standard and with impressive improvements to the rear garden design and layout, a recently constructed two bedroom terraced property built by Dandara and located in the Knights Wood quarter of Tunbridge Wells. The property has a pleasingly open plan style to the ground floor with a good sized contemporary kitchen open to both a dining area and lounge. The latter has good entertaining space and doors opening onto the aforementioned enhanced private garden. There is a ground floor cloakroom - and - on the first floor two good sized bedrooms and a further contemporary bathroom. The property enjoys a peaceful cul de sac location and has an allocated parking space to the side under the adjacent enclosed coach house. We are advised that the vendors enjoy tandem parking of two vehicles in this area.

Access is via a partially glazed double glazed door with an inset opaque panel leading to:

ENTRANCE HALLWAY:

Wood effect flooring, radiator, stairs to first floor. Door leading to:

GROUND FLOOR WC:

Wood effect flooring, wall mounted wash hand basin with tiled splashback and wall mounted mirror, low level wc, inset LED spotlights to ceiling, extractor fan.

OPEN PLAN LOUNGE/DINER/KITCHEN:

Kitchen: Fitted with a range of contemporary matt black wall and base units and a complementary polished quartz work surface. Integrated fridge, freezer, 'Zanussi' washing machine and slimline 'Zanussi' dishwasher. Integrated 'Neff' electric oven and inset four ring 'Bosch' induction hob with feature quartz splashback and extractor hood over. One and a half bowl stainless steel sink with mixer tap over. Wall mounted 'Ideal' combination boiler inset to a cupboard. Good areas of general storage, areas of fitted shelving and hooks to the wall. Inset spotlights to the ceiling. Double glazed windows to the front with fitted roller blind. This is immediately open to:

Lounge/Dining Area: Two radiators, good space for table, chairs, entertaining and good sized lounge furniture. Various media points, door to a generous understairs cupboard with electric consumer units etc. Double glazed French doors to the rear garden with further double glazed panels to either side.

FIRST FLOOR LANDING:

Carpeted, loft access hatch, doors leading to:

BEDROOM:

(Currently used as a study). Carpeted, radiator, double glazed windows to the rear, areas of fitted wall shelves, good space for bed and associated bedroom furniture.

BATHROOM:

Fitted with a wall mounted wash hand basin with mixer tap over, low level wc, panelled bath with mixer tap over, fitted glass shower screen, single shower head. Feature tiled floor, part tiled walls, wall mounted radiator. Feature recess with fitted wall mirror and further mirror fronted storage cabinet, extractor fan, inset spotlights to the ceiling.



BEDROOM:

Carpeted, radiator, space for large double bed and associated bedroom furniture, various media points. A panel of floor to ceiling double glazed windows to the front. Good areas of fitted wardrobes with fitted shelving, coat rails and sliding mirror fronted doors. Door to a high level storage cupboard with further areas of coat rails.

OUTSIDE FRONT:

The property has use of a parking space below the adjacent 'Coach House' with further parking in a tandem style to the rear of this. (See Agents Note). There is a low maintenance front garden with various shrub and bulb plantings with chipped wood. A paved path leads to the front door.

OUTSIDE REAR:

Feature paved patio to the majority of the rear garden affording good space for garden furniture and for entertaining. Retaining wooden fencing, raised shrub bed with fruit plants and shrubs. Good area of astro turf lawn. Gate to the rear of the property. Good sized detached wooden Summerhouse with connected electricity, recently insulated and offering good use as a home study/hobby room or gym.

SITUATION:

Located on Knights Wood - a development by Dandara New Homes - the property benefits tremendously from its ready access to local shops and amenities, a town square, beautiful green spaces and the most appealing woodland setting surrounding the development itself. Knights Wood is a great place from which to enjoy Royal Tunbridge Wells. With the Nuffield Health Club, a multi screen cinema and successful retail park all located just a short walk away. The town centre hosts a fine selection of restaurants, theatres and shops - from High Street stores to specialist independent retailers - many of which can be found in the Pantiles with its attractive Georgian architecture. There is an outstanding selection of quality secondary schools in Tunbridge Wells and the surrounding area. However, for families of younger children, the Skinners Kent Primary School is a premium, purpose built facility located at Knights Wood. There are two railway stations near to Knights Wood - High Brooms and Tunbridge Wells. Both provide trains into central London. For Knights Wood residents, there is an exclusive shuttle bus to High Brooms station providing a two hour a.m. and p.m. service. Knights Wood is also served by the Centaur commuter coach, with a regular timetable to Canary Wharf and London.

TENURE:Freehold

Estate Service Charge - currently £491.72 per year

We advise all interested purchasers to contact their legal advisor and seek confirmation of these figures prior to an exchange of contracts.

COUNCIL TAX BAND: D

VIEWING: By appointment with Wood & Pilcher 01892 511211

ADDITIONAL INFORMATION:

Broadband Coverage search Ofcom checker

Mobile Phone Coverage search Ofcom checker

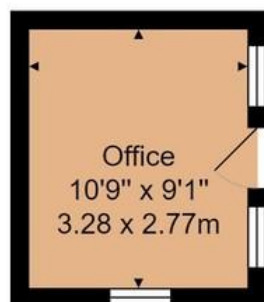
Flood Risk - Check flooding history of a property England - www.gov.uk

Services - Mains Water, Gas, Electricity & Drainage

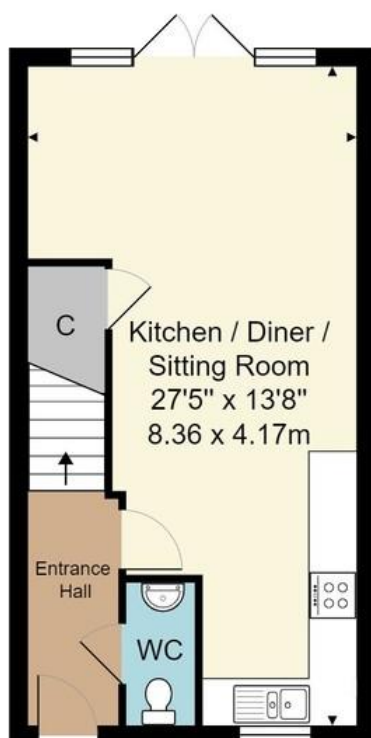
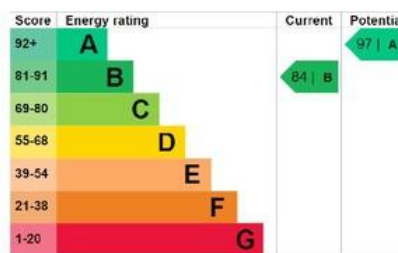
Heating - Gas Fired Central Heating

AGENTS NOTE: The car parking spaces are held on a leasehold basis with a long term lease offered by the Coach House, please speak to Wood & Pilcher for further details.





Outbuilding



Ground Floor



First Floor

House Approx. Gross Internal Area 751 sq. ft / 69.8 sq. m
Outbuilding Approx. Internal Area 98 sq. ft / 9.1 sq. m

Whilst every attempt has been made to ensure the accuracy of the floor plan contained here, measurements of doors, windows, rooms and any other items are approximate and no responsibility is taken for any error, omission, or mis-statement. This plan is for illustrative purposes only and should be used as such by any prospective purchaser or tenant. The services, systems and appliances shown have not been tested and no guarantee as to their operability or efficiency can be given.

Wood & Pilcher, their clients and any joint agents give notice that: They have no authority to make or give any representations or warranties in relation to the property. Any statements on which a purchaser or Tenant wishes to rely must be checked through their Solicitors or Conveyancers. These Particulars do not form part of any offer or contract and must be independently verified. The text, photographs and floor plans are for guidance only and are not necessarily comprehensive, please also note that not everything in the photographs may be included in the sale. It should not be assumed that the property has necessary planning, Building Regulations or other consents. We have not tested any appliances, services, facilities or equipment and Purchasers or Tenants must satisfy themselves as to their adequacy and condition. We have not investigated the Title, or their existence of any Covenants or other legal matters which may affect the property.

Heathfield 01435 862211
Crowborough 01892 665666
Southborough 01892 511311
Tunbridge Wells 01892 511211
Letting & Management 01892 528888
Associate London Office 02070 791568

