



Elliot Heath
ESTATE AGENTS

21 Gladstone Road, WARE

Guide Price **£450,000**

21 Gladstone Road

WARE, Ware


Stylish 2-bed Victorian semi-detached home on Gladstone Road, fully renovated with open plan living, high-spec kitchen, luxury shower room & west-facing garden, close to Ware high street & station.

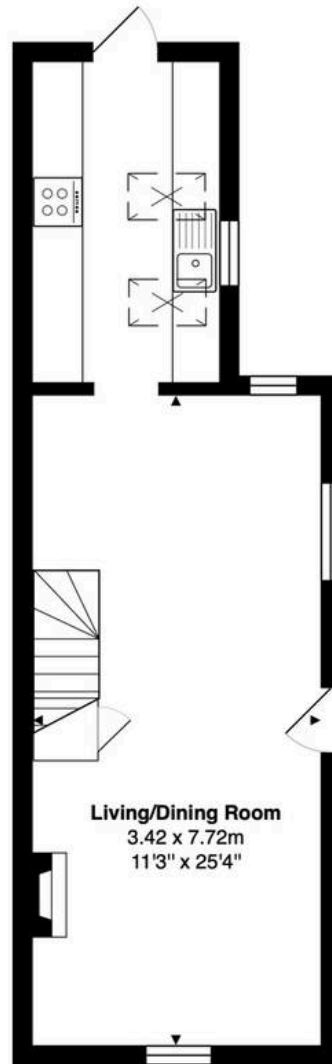
Council Tax band: D

Tenure: Freehold

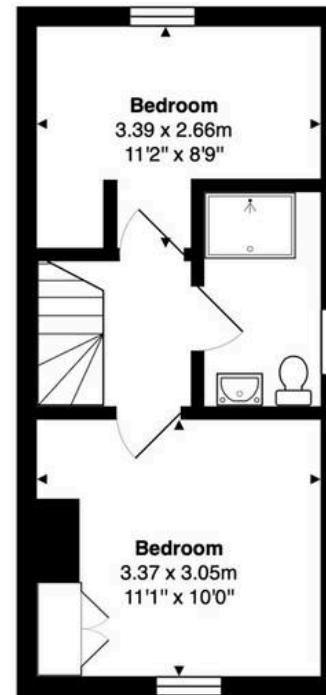
EPC Energy Efficiency Rating: E

EPC Environmental Impact Rating: E





Ground Floor
Area: 35.2 m² ... 379 ft²



First Floor
Area: 26.0 m² ... 280 ft²

Total Area: 61.2 m² ... 659 ft²

FOR ILLUSTRATIVE PURPOSES ONLY. NOT TO SCALE

Whilst every attempt has been made to ensure the accuracy of the floor plan shown, all measurements, positioning, fixtures, features, fittings and any other data shown are an approximate interpretation for illustrative purposes only and are not to scale. No responsibility is taken for any error, omission, miss-statement or use of data shown.

Property marketing provided by www.matthewkyle.co.uk

Accommodation

Private front entrance door to:

Living/Dining Room

11' 3" x 25' 4" (3.42m x 7.72m)

Living Room

With double glazed sash style window to front aspect, radiator, stripped wood flooring, fireplace with wood burning stove, fitted shelving and cupboards to alcoves, open to:

Dining Room

Dual aspect with double glazed sash style windows to side and rear aspect, radiator, stripped wood flooring, stairs rising to first floor landing, understairs storage cupboard, open to:

Kitchen

With double glazed sash style window to side aspect, double glazed door to the rear garden and two Velux windows in the vaulted ceiling. Fitted with a range of wall and base storage units with wood work surfaces over incorporating a sink and drainer unit, built in double oven, gas hob with extractor over and glass splash back, appliance space, tiled flooring.

First Floor Landing

With doors to:

Bedroom One

11' 1" x 10' 0" (3.37m x 3.05m)

With double glazed sash style window to front aspect, radiator, fitted wardrobe cupboard.



Bedroom Two

11' 1" x 8' 9" (3.39m x 2.66m)

With double glazed sash style window to rear aspect, radiator, over stairs storage.

Shower Room

With double glazed window to side aspect with obscure glass. Fitted with a suite comprising shower cubicle, vanity unit with inset wash hand basin, dual flush wc, tiled splash back areas, tiled flooring, chrome heated towel rail.






FRONT GARDEN

Low maintenance front garden laid with shingle and gated access to the rear garden.

REAR GARDEN

The westerly-facing rear garden is largely paved, with raised beds and a timber garden shed.







Elliot Heath Estate Agents

Elliot Heath Estate Agents, 7 Star Street - SG12 7AA

01920 29 33 33

hello@elliotheath.co.uk

elliotheath.co.uk