

Ankerdine Crescent, Shooters Hill

3 bed(s) 1 bath(s) 2 reception(s)

**Beaumont
Gibbs**
beaumontgibbs.com

134 - 136 Plumstead Common Road



Plumstead

London

SE18 2UL

£440,000 Freehold





* SEE VIDEO WALKTHROUGH TOUR * THREE BEDROOMED SEMI DETACHED HOUSE * SPACE TO THE SIDE FOR POSSIBLE EXTENSION (STPP) * VIEWS OF CANARY WHARF FROM THE FRONT BEDROOMS * TWO RECEPTION ROOMS * LARGE PATIO AND LAWNED REAR GARDEN * GAS CENTRALLY HEATED * DOUBLE GLAZING * OFF STREET PARKING * OFFERED WITH IMMEDIATE VACANT POSSESSION * WE HOLD KEYS FOR VIEWINGS *

Beaumont Gibbs are pleased to offer for sale this three bedroomed semi detached home for sale which is situated on an enviable sized plot, The property is well presented internally, benefitting from two reception rooms and kitchen to the ground floor, three bedrooms, two of which are doubles and a bathroom with separate W.C. to the first floor. Outside to the rear of the property can be found the rear garden boasting an impressively sized patio and further lawned area, whilst to the side of the property can be found a further patio providing possible scope for an extension (STPP) . Call us now to arrange your early viewing.

Room Measurements

Lounge 11'8 into bay x 11'6 (3.56m into bay x 3.51m)
Dining Room 12' into bay x 10'9 (3.66m into bay x 3.28m)
Kitchen 6'5 x 6'4 (1.96m x 1.93m)
Bedroom One 12'1 into bay x 11'6 (3.68m into bay x 3.51m)
Bedroom Two 11'8 into bay x 10'6 (3.56m into bay x 3.20m)
Bedroom Three 7' x 5'9 (2.13m x 1.75m)
Bathroom 6'1 x 4'1 (1.85m x 1.24m)
Separate W.C 3'3 x 2'4 (0.99m x 0.71m)
Rear Garden 62' x 30' (18.90m x 9.14m)
Side Patio 23' x 13' (7.01m x 3.96m)

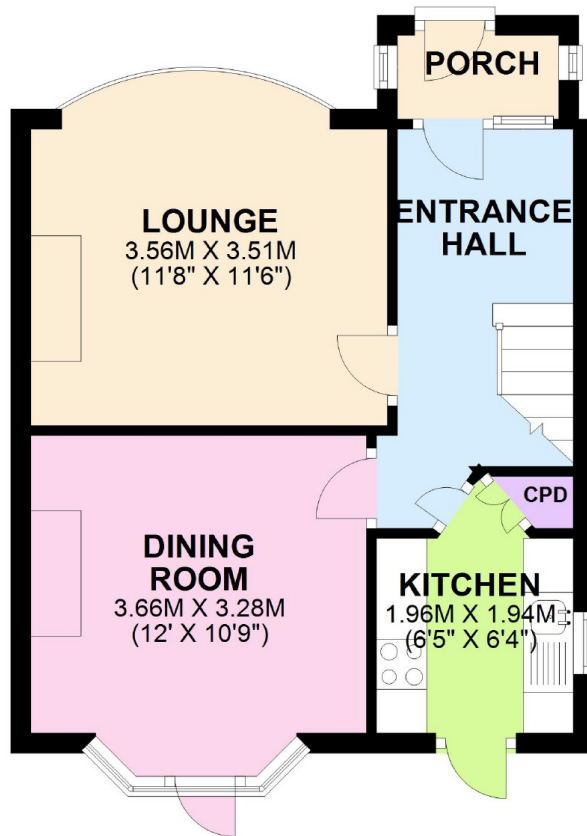
Council Tax

Royal Borough of Greenwich - Band C - £1,375.77 per annum.



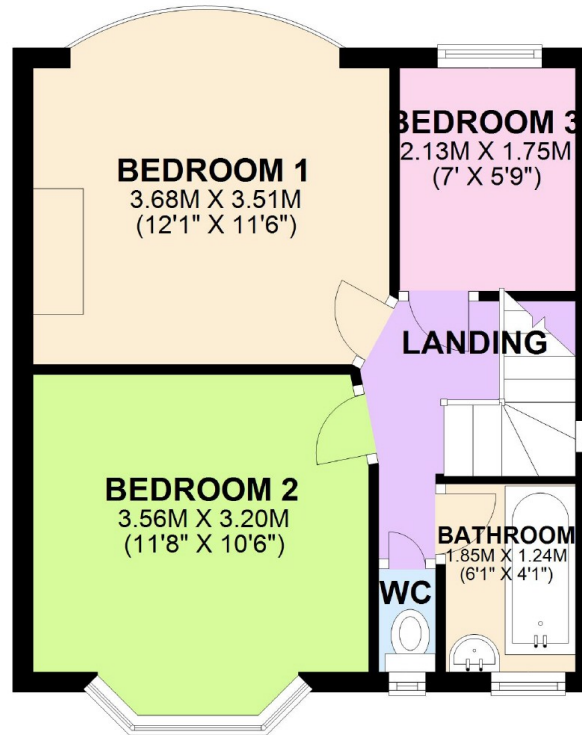
GROUND FLOOR

APPROX. 34.6 SQ. METRES (372.8 SQ. FEET)

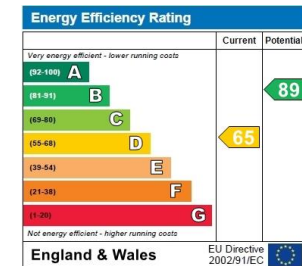


FIRST FLOOR

APPROX. 32.8 SQ. METRES (353.2 SQ. FEET)



TOTAL AREA: APPROX. 67.5 SQ. METRES (726.0 SQ. FEET)



It is not known whether the fixtures and the fittings to be included in the disposal of this property are operational and effective, as the agents have not tested them. Measurements have been taken using a 'Disto life' laser measure. Floor plans (where applicable) should only be used as a rough guide. The accuracy of the floor plans and measurements as well as the content of the property details CANNOT be relied upon.

020 8319 7600

134 - 136 Plumstead Common Road, Plumstead, London SE18 2UL

